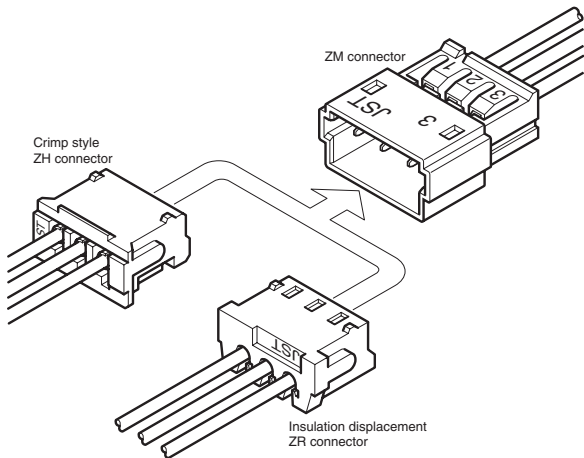


# ZM CONNECTOR

1.5mm pitch/Crimp style Wire-to-wire connectors Matable with ZH and ZR receptacles



1.5mm pitch connectors allow higher densities.

- Compact design
- Housing-to-terminal locks
- Both crimp style and insulation displacement receptacles can be used
- Fully shrouded header resists "rocking" during mating

## Specifications

- Current rating: 0.7A AC, DC max. (AWG #28)
  - Voltage rating: 50V AC, DC max. (See Note below.)
  - Temperature range: -25°C to +85°C  
(including temperature rise in applying electrical current)
  - Contact resistance: Initial value/20m Ω max.  
After environmental testing/30m Ω max.
  - Insulation resistance: 500M Ω min.
  - Withstanding voltage: 500V AC/minute
  - Applicable wire: AWG #30 to #28
- Note: Contacts are exposed at the housing lances.  
Care should be taken so that these parts do not touch the metal section of the chassis.*

- \* Compliant with RoHS.
- \* Refer to "General Instruction and Notice when using Terminals and Connectors" at the end of this catalog.
- \* Contact JST for details.

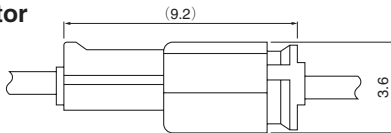
## Standards

Recognized E60389

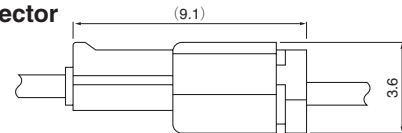
Certified LR20812

## Assembly layout

ZM/ZH connector

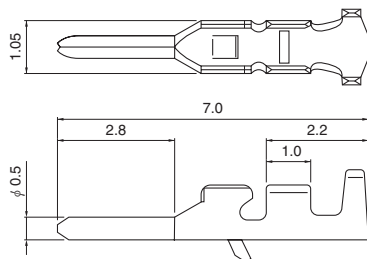


ZM/ZR connector

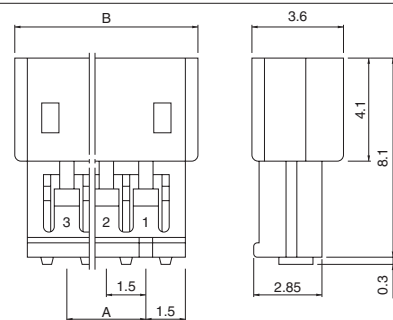


## Plug / ZM connector

### Contact



### Housing



Model No.	Applicable wire		Insulation O.D. (mm)	Q'ty / reel
	mm <sup>2</sup>	AWG #		
SMM-003T-P0.5	0.05~0.08	30~28	0.7~0.9	16,000

### Material and Finish

Phosphor bronze, tin-plated (reflow treatment)

### RoHS compliance

Contact	Crimping machine	Applicator		
		Crimp applicator	Dies	Crimp applicator with dies
SMM-003T-P0.5	AP-K2N	MKS-LS · MKS-L	MK/SMM-003-05	APLMK SMM003-05
		*MKS-SC	SC/SMM-003-05	APLSC SMM003-05

Note: \*Strip-crimp applicator

Circuits	Model No.	Dimensions (mm)		Q'ty / bag
		A	B	
2	ZMR-02	1.5	5.5	2,000
3	ZMR-03	3.0	7.0	2,000
9	ZMR-09	12.0	16.0	1,000
13	ZMR-13	18.0	22.0	1,000

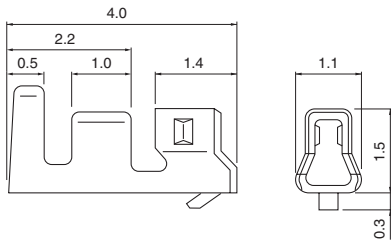
### Material

Glass-filled PA 66, UL94V-0

### RoHS compliance

## Receptacle / ZH connector (Crimp style)

### Contact



Model No.	Dimensions (mm)		Insulation (mm)	Q'ty / reel
	mm <sup>2</sup>	AWG #		
<b>SZH-003T-P0.5</b>	0.032~0.08	32~28	0.5~0.9	16,000

#### Material and Finish

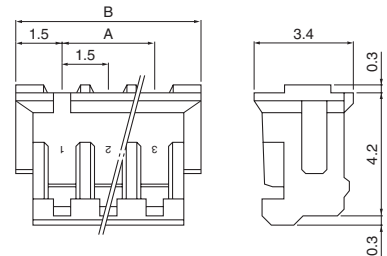
Phosphor bronze, tin-plated (reflow treatment)

#### RoHS compliance

Contact	Crimping machine	Applicator		
		Crimp applicator	Dies	Crimp applicator with dies
<b>SZH-003T-P0.5</b>	AP-K2N	MKS-L	MK/SZH-003-05	APLMK SZH003-05
		*MKS-SC	SC/SZH-003-05	APLSC SZH003-05

Note: \*Strip-crimp applicator

### Housing



Circuits	Model No.	Dimensions (mm)		Q'ty / bag
		A	B	
2	<b>ZHR-2</b>	1.5	4.5	1,000
3	<b>ZHR-3</b>	3.0	6.0	1,000
9	<b>ZHR-9</b>	12.0	15.0	1,000
13	<b>ZHR-13</b>	18.0	21.0	1,000

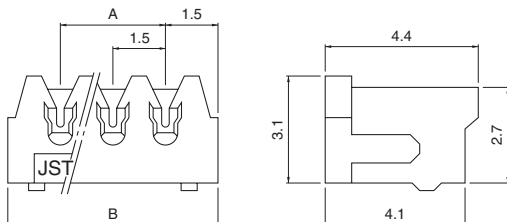
#### Material

PA 66, UL94V-0

#### RoHS compliance

## Receptacle / ZR connector (IDC)

### Receptacle



Circuits	Model No.		Dimensions (mm)		Q'ty / bag
	AWG #30	AWG #28	A	B	
2	<b>02ZR-3H-P</b>	<b>02ZR-8M-P</b>	1.5	4.5	2,000
3	<b>03ZR-3H-P</b>	<b>03ZR-8M-P</b>	3.0	6.0	2,000
9	<b>09ZR-3H-P</b>	<b>09ZR-8M-P</b>	12.0	15.0	2,000
13	<b>13ZR-3H-P</b>	<b>13ZR-8M-P</b>	18.0	21.0	2,000

#### Material

Contact: Phosphor bronze, tin-plated (reflow treatment)  
Housing: Glass-filled PA 66, UL94V-0

#### RoHS compliance