


SQSK CONNECTOR

Squib connectors



Conforming to ISO19072-4.

Features

●Mating

Intelligent CPA adopted. It enables the connector to be locked securely and prevents incomplete mating on the assembly line resulting in improved connector retention force.

●Terminal construction

The contact structure of three contact points is adopted, and the contact reliability is improved.

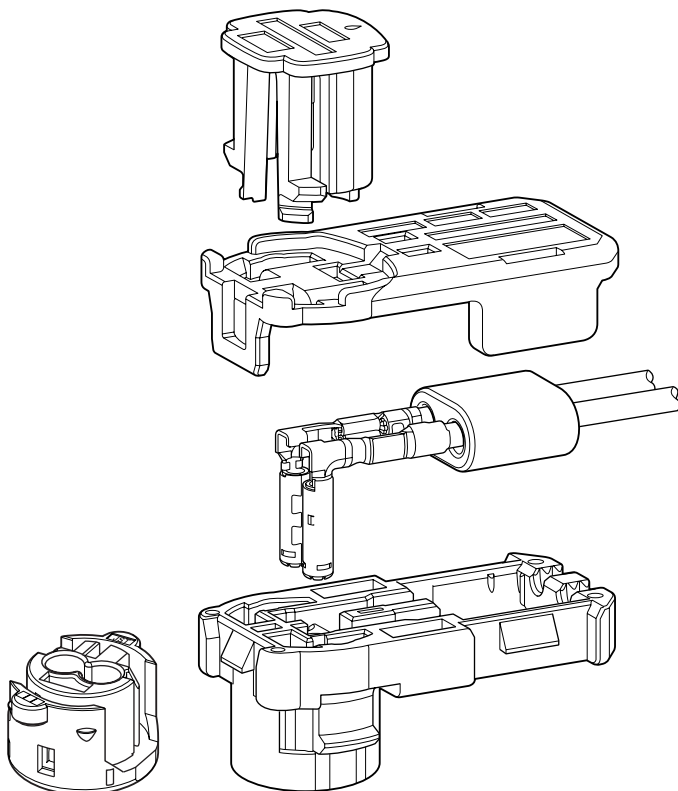
It is designed to prevent the deformation of contact area when processing wire harness by covering ferrule to spring contact area.

●Scooping (kojiri) preventive construction

Using a shunt ring conforming to ISO 19072-4, the resistance to scooping (kojiri) insertion and withdrawal is improved.

●Noise suppression

Ferrite core provides simple and reliable noise suppression characteristics.



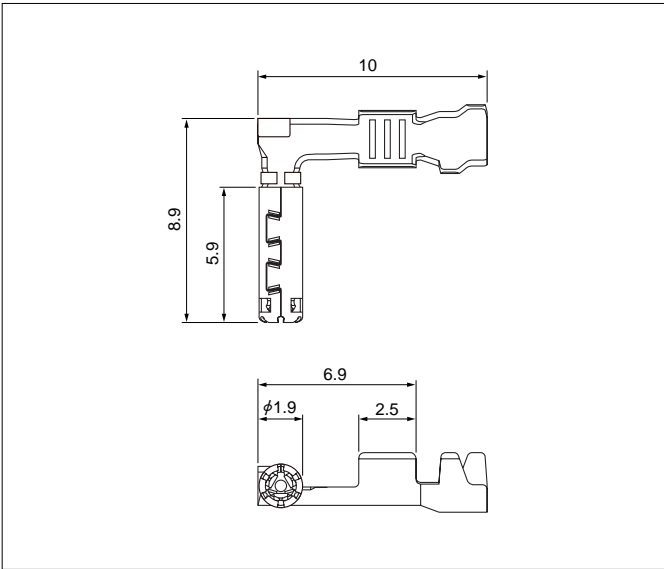
Specifications

- Current rating: 3 A AC, DC max.
- Temperature range: -40°C to +85°C
(including temperature rise in applying electrical current)
- Insulation resistance: 100 MΩ min.
- Applicable wire: AVSS
0.3 mm², 0.5 mm²
FLRY-A
0.35 mm², 0.5 mm²

* Compliant with ELV/RoHS.
* Contact JST for details.

SQSK CONNECTOR

Female terminal

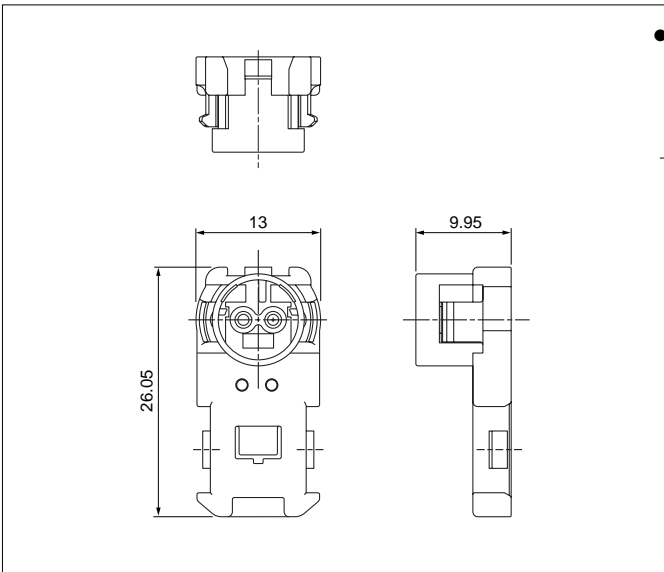


Model No.	Applicable wire range		Q'ty/reel
	Conductor (mm ²)	Insulation O.D. (mm)	
SSQSK-A03GJ-P-R	0.3 to 0.5	1.0 to 1.6	5,000
SSQSK-A03GJ-P-L	0.3 to 0.5	1.0 to 1.6	5,000

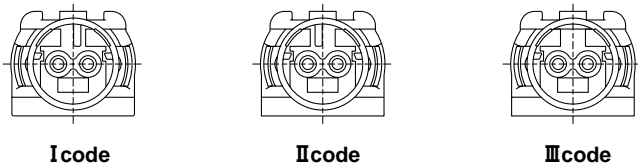
Material and Finish

Copper alloy, nickel-undercoated,
Contact area; gold-plated (0.8μm min.)
Barrel area; tin-plated

Female housing



• Keying figure

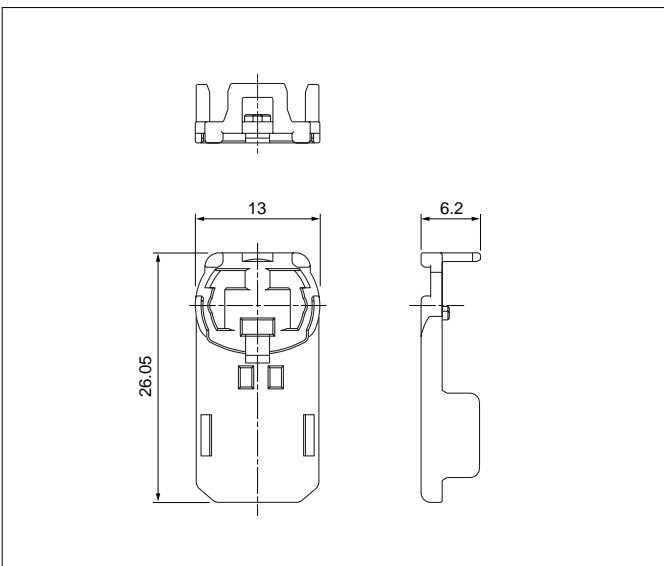


Circuits	Model No.	Keying figure	Q'ty/box	Color
2	SQSKR-02H-1A-K	I code	500	Black
	SQSKR-02H-1B-LM	II code	500	Light green
	SQSKR-02H-1C-Y	III code	500	Yellow

Material

PBT

Cover housing

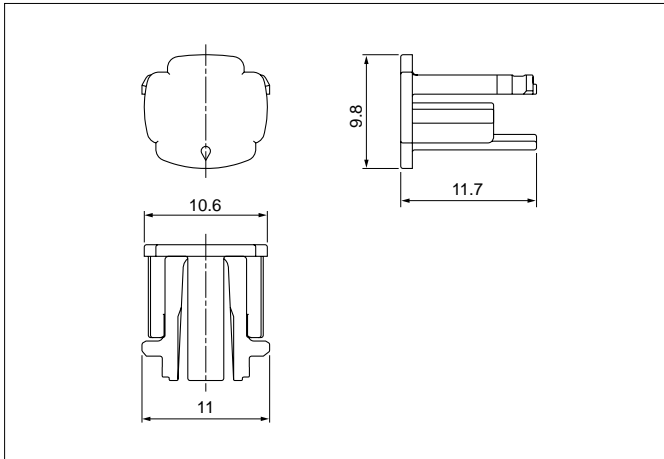


Circuits	Model No.	Q'ty/bag	Color
2	SQSKL-02H-2A-Y	500	Yellow

Material

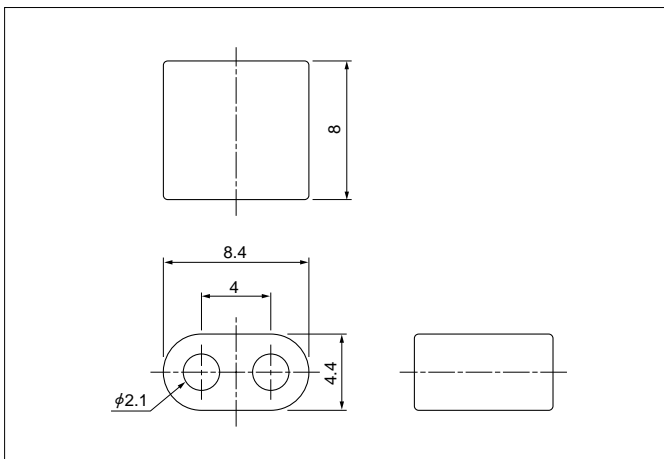
PBT

CPA housing



Circuits	Model No.	Q'ty/bag	Color
2	SQSKC-02H-1A-D	1,000	Orange
Material			
Glass-filled PBT			

Ferrite



Circuits	Model No.	Q'ty/box
2	SQSF-02-1A	3,000

Crimping machine, Applicator

Strip terminal	Crimping machine	Crimp applicator MKS-L	
		Dies	Crimp applicator with dies
SSQSK-A03GJ-P-R SSQSK-A03GJ-P-L	AP-K2N	MK/SSQSK-A03-P	APLMK SSQSK-A03-P

Note: When crimping operation is conducted using an applicator and die set other than the above, JST cannot guarantee the performance of the terminal.

Shunt ring

● Keying figure

Circuits	Model No.	Keying figure	Q'ty/box	Color
2	02-SQSK-GI-2A-K	I code	3,000	Black
	02-SQSK-GI-2B-LM	II code	3,000	Light green
	02-SQSK-GI-2C-Y	III code	3,000	Yellow
Material and Finish				
Terminal: SUS, nickel-undercoated, Selective gold-plated Housing: Glass-filled PBT				