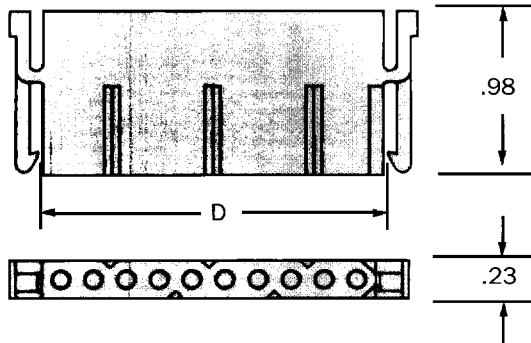


The QIKMATE plug features positive quick connect/disconnect latches and is designed to accept any of the socket contacts shown below and on the following pages.



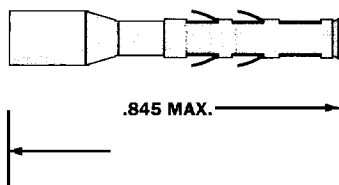
Socket Plug	Number of Positions	D
SMS3P-3	3	.63
SMS4P-3	4	.83
SMS6P-3	6	1.23
SMS9P-3	9	1.83
SMS10P-3	10	2.03

### One-Piece contacts for Subminiature Coaxial or Twisted Pairs

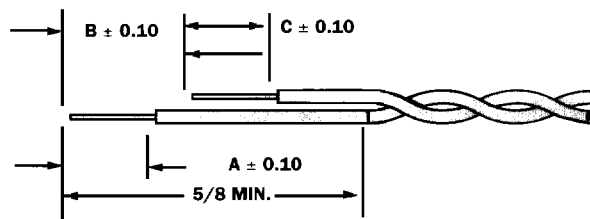
The MONOCRIMP one-piece contacts for subminiature coaxial and twisted pair applications offer high reliability plus the economic advantage of a 95% reduction in installation time over conventional assembly methods currently in use. This economy is achieved by simultaneously crimping of both the inner and outer conductor.

Installation of the MONOCRIMP contacts is accomplished by simply inserting a properly prestripped cable (coaxial or twisted pair) and making a single crimp using an M10S hand tool with the recommended die-set and stop bushing. Installation time is approximately 5 seconds.

### MONOCRIMP™ Twisted Pair



### Recommended Wire Strip Lengths



Female	Twisted Pair Inner Conductor AWG Size	Max Diameter Outer Jacket (Single Wire)	Cable Strip Lengths			Crimp Tool M10S-1 Die Set		Extraction Tool
			A	B	C	Die Set	Stop Bush	
RCDX60-19D28	No. 26 19/.004	.049	.185	.240	.160	M10SG8*	M10SG8*	RX16D11-D1
RCDX60-31D28	No. 26 7/.0063	.028	.185	.240	.160	S-80	SL-105	RX16D11-D1
RCDX60-19D28	No. 24 7/.008	.049	.185	.240	.160	M10SG8*	M10SG8*	RX16D11-D1
RCDX60-19D28	No. 24 19/.005	.057	.185	.240	.160	M10SG8*	M10SG8*	RX16D11-D1

\* Consists of die set, stop bushing and M10S-1 tool

Plating 30 microinches hard gold over 75 microinches min. nickel