


MSA *TERMINAL*



1.2 mm terminal compliant with USCAR standards.

Features

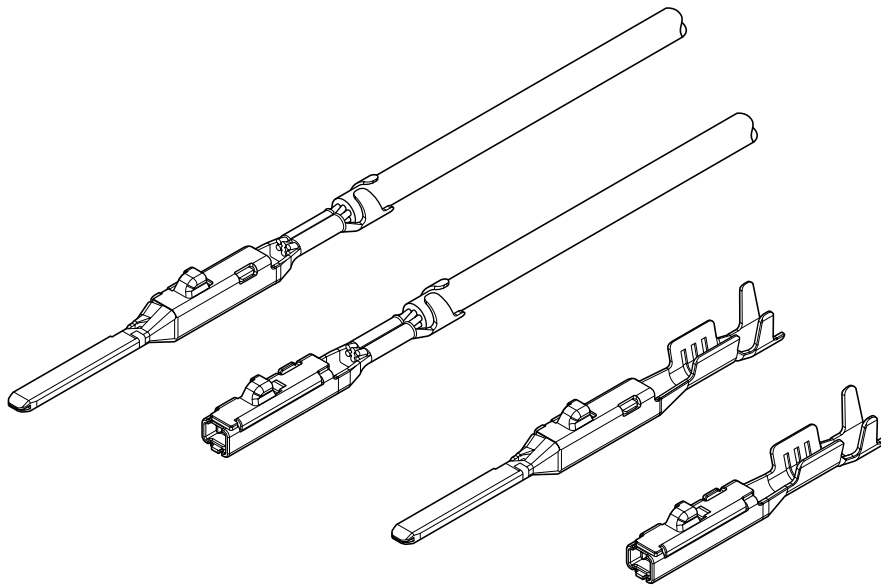
● Terminal Concept

One-piece structure, overlapped box design, four contact points.

● Variations

Varieties of platings and barrel sizes are available.

● Housing Lance Type



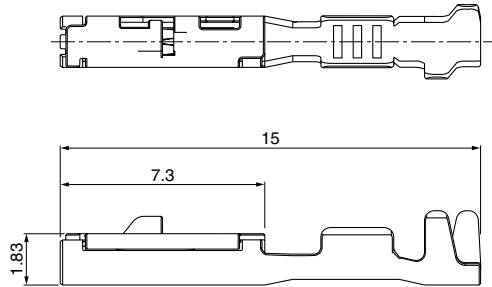
Specifications

- Terminal size: 1.2 mm (t=0.6 mm)
- Applicable wire: 0.13 mm² to 1.5 mm²
- Finish: Tin-plated
Silver-plated

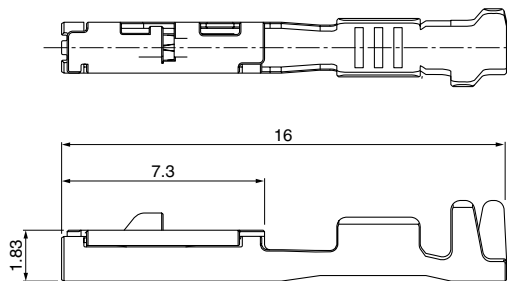
* Compliant with ELV/RoHS.
* Contact JST for details.

Female terminal

SSS/SS barrel

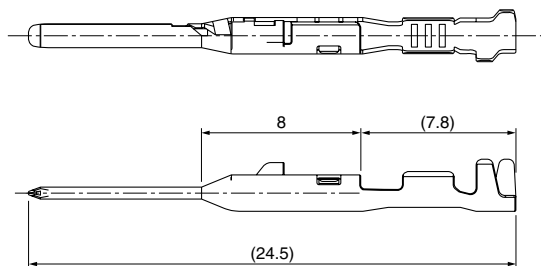


S/M barrel

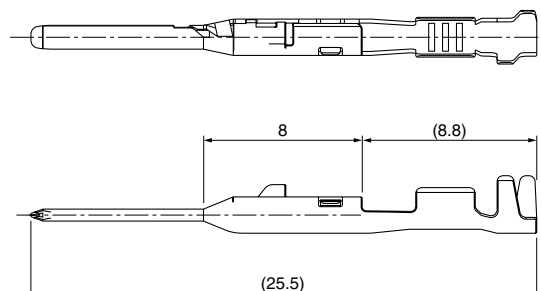


Male terminal

SSS/SS barrel



S/M barrel



Tin-plated

Size	Model No.	Applicable wire range		Q'ty/reel
		Conductor (mm ²)	Insulation O.D. (mm)	
SSS	SMSA-A001T-M1.2	0.13	0.95 to 1.05	9,000
SS	SMSA-A011T-M1.2	0.35	1.2 to 1.4	9,000
S	SMSA-A031T-M1.2	0.5 to 0.75	1.6 to 1.9	8,500
M	SMSA-A041T-M1.2	1.0 to 1.5	2.1 to 2.4	6,000

Material and Finish

Copper alloy, tin-plated (reflow treatment)

Silver-plated

Size	Model No.	Applicable wire range		Q'ty/reel
		Conductor (mm ²)	Insulation O.D. (mm)	
SSS	SMSA-A001A-M1.2	0.13	0.95 to 1.05	9,000
SS	SMSA-A011A-M1.2	0.35	1.2 to 1.4	9,000
S	SMSA-A031A-M1.2	0.5 to 0.75	1.6 to 1.9	8,500
M	SMSA-A041A-M1.2	1.0 to 1.5	2.1 to 2.4	6,000

Material and Finish

Copper alloy, nickel-undercoated, Contact area; silver-plated
Barrel area; tin-plated

Tin-plated

Size	Model No.	Applicable wire range		Q'ty/reel
		Conductor (mm ²)	Insulation O.D. (mm)	
SSS	SMSAW-A001T-M1.2	0.13	0.95 to 1.05	10,000
SS	SMSAW-A011T-M1.2	0.35	1.2 to 1.4	9,000
S	SMSAW-A031T-M1.2	0.5 to 0.75	1.6 to 1.9	9,000
M	SMSAW-A041T-M1.2	1.0 to 1.5	2.1 to 2.4	6,000

Material and Finish

Copper alloy, tin-plated (reflow treatment)

Silver-plated

Size	Model No.	Applicable wire range		Q'ty/reel
		Conductor (mm ²)	Insulation O.D. (mm)	
SSS	SMSAW-A001A-M1.2	0.13	0.95 to 1.05	10,000
SS	SMSAW-A011A-M1.2	0.35	1.2 to 1.4	9,000
S	SMSAW-A031A-M1.2	0.5 to 0.75	1.6 to 1.9	9,000
M	SMSAW-A041A-M1.2	1.0 to 1.5	2.1 to 2.4	6,000

Material and Finish

Copper alloy, nickel-undercoated, Contact area; silver-plated
Barrel area; tin-plated

Crimping machine, Applicator

Strip terminal	Crimping machine	Crimp applicator MKS-L	
		Dies	Crimp applicator with dies
SMSA-A001()-M1.2	AP-K2N	MK/SMSA-A001-12	APLMK SMSA-A001-12
SMSA-A011()-M1.2		MK/SMSA-A011-12	APLMK SMSA-A011-12
SMSA-A031()-M1.2		MK/SMSA-A031-12	APLMK SMSA-A031-12
SMSA-A041()-M1.2		MK/SMSA-A041-12	APLMK SMSA-A041-12
SMSAW-A001()-M1.2		MK/SMSAW-A001-12	APLMK SMSAW-A001-12
SMSAW-A011()-M1.2		MK/SMSAW-A011-12	APLMK SMSAW-A011-12
SMSAW-A031()-M1.2		MK/SMSAW-A031-12	APLMK SMSAW-A031-12
SMSAW-A041()-M1.2		MK/SMSAW-A041-12	APLMK SMSAW-A041-12

Note: When crimping operation is conducted using an applicator and die set other than the above, JST cannot guarantee the performance of the terminal.