

ADAM TECH

ADAM TECHNOLOGIES INC.

INTRODUCTION:

Adam Tech Micro and Sub-Micro headers are fine pitch board-to-board connectors consisting of male and female headers. They are precision designed and manufactured for surface mount applications with hi-temp insulators and optional tape and reel packaging. These series are ideal for use when space and weight are key factors.

FEATURES:

- Low profile and compact for high density packaging
- Hi-Temp insulators
- Suitable for pass thru applications
- Gold, tin or selective gold plating
- Surface mount or thru-hole leads

MATING OPTIONS:

Mates with Adam Tech MPH, MRS or SPH, SRS Series

SPECIFICATIONS:

Insulator: Liquid Crystal Polymer (LCP), glass reinforced thermoplastic, rated UL 94V-0

Contacts: Phosphor Bronze

Plating:

U = 5 µin gold nom. (optional 30 µin) to MIL-G-45204, Type II, Grade C over 50 µin nickel underplate to QQ-N-290, Class 2, Grade C

SG = 5 µin gold nom. (optional 30 µin) on mating length to MIL-G-45204, Type II, Grade C, 100 µin. tin-lead to MIL-P-81728 on solder-tails

T = 100 µin tin-lead to MIL-P-81728, Type 1 over 50 µin copper underplate to MIL-C-14550

Electrical:

Operation voltage: 250 VAC max

Current rating: 2 Amps max

Contact resistance: 20 mΩ max

Insulation resistance: 1000 MΩ min @ 650 VDC between adjacent contacts (75°F and 50% R.H.)

Dielectric withstanding voltage: 650 VDC min rms (sea level)

Mechanical:

Pin pushout force: 2 lbs. min

Mating durability: 1000 cycles min

Soldering processes: Wave, Vapor-Phase or IR Reflow

Environmental:

Operating temperature: -65°C to +125°C

Processing temperature: 230°C for 60 sec.

PACKAGING:

Anti-static plastic bags or trays

APPROVALS AND CERTIFICATIONS:

Recognized under the component program of Underwriters Laboratories, Inc. No. E167232

Certified by Canadian Standards Association No. LR75112



1mm MICRO HEADERS

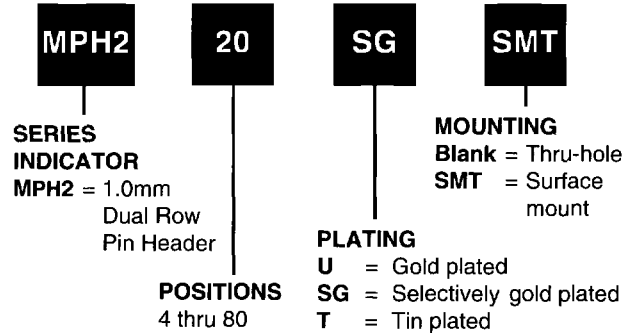
.039" [1.00] CENTERLINE

0.8mm SUB-MICRO HEADERS

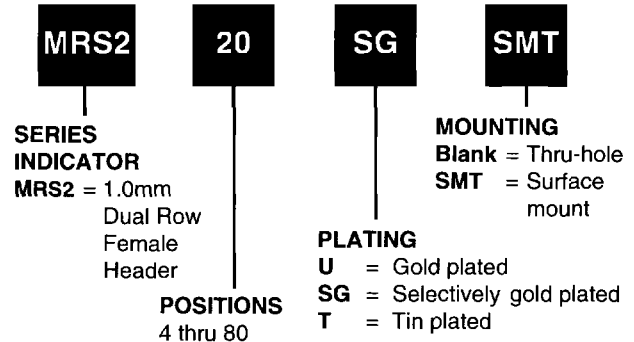
.031" [0.8] CENTERLINE

MPH / SPH - MRS / SRS

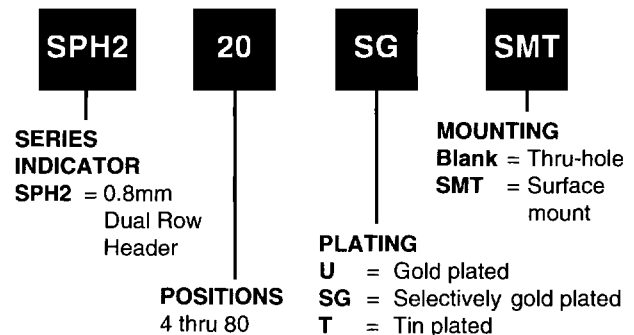
ORDERING INFORMATION



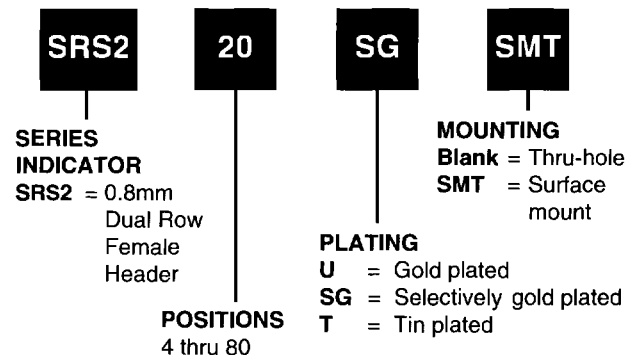
ORDERING INFORMATION



ORDERING INFORMATION

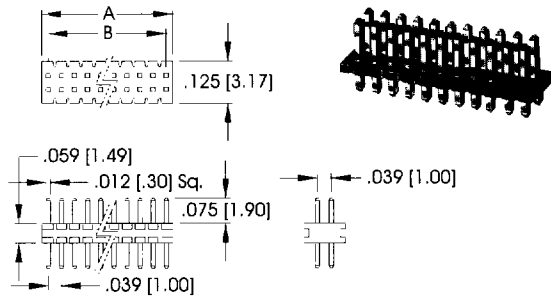


ORDERING INFORMATION

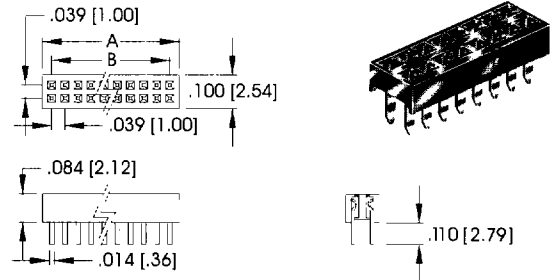


1mm MICRO HEADERS

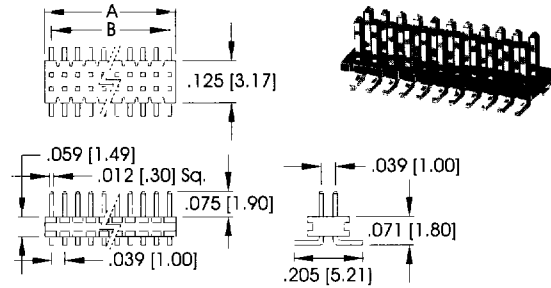
1mm MALE HEADER - MPH2



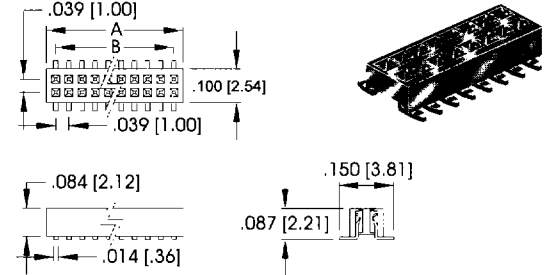
1mm FEMALE HEADER - MRS2



1mm MALE HEADER - SMT - MPH2



1mm FEMALE HEADER - SMT - MRS2

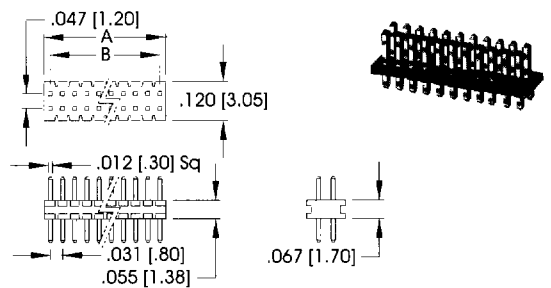


A = .039 [1.00] X No. of Positions Per Row + .017 [0.43]
 B = .039 [1.00] X No. of Spaces

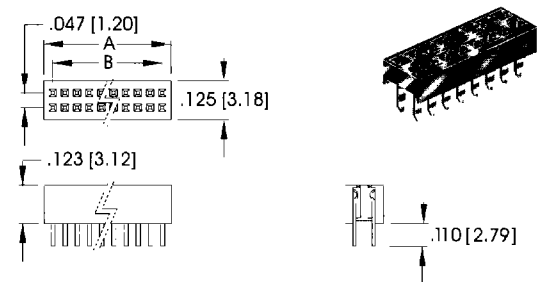
A = .039 [1.00] X No. of Positions Per Row + .017 [0.43]
 B = .039 [1.00] X No. of Spaces

0.8mm SUB-MICRO HEADERS

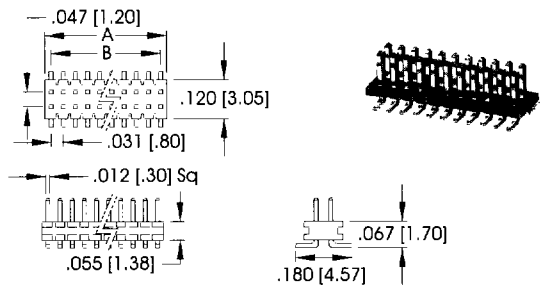
0.8mm MALE HEADER - SPH2



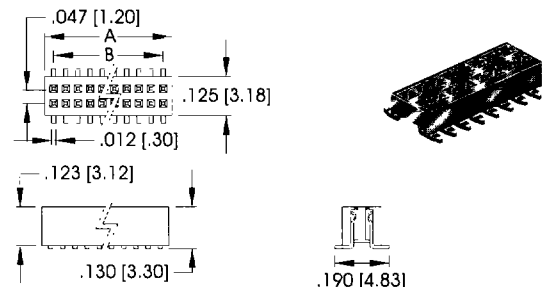
0.8mm FEMALE HEADER - SRS2



0.8mm MALE HEADER - SMT - SPH2



0.8mm FEMALE HEADER-SMT - SRS2



A = .031 [.80] X No. of Positions Per Row
 B = .031 [.80] X No. of Spaces

A = .031 [.80] X No. of Positions Per Row
 B = .031 [.80] X No. of Spaces