


PEA CONNECTOR

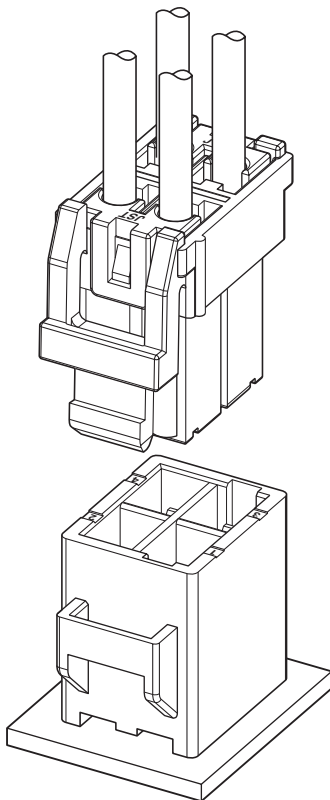
Board-to-wire



This connector withstands High Current and is used for Ballast to Lamp System.

Features

- High Current withstand
- Conform to Valeo Test Specifications
- Reflow Process Compatible

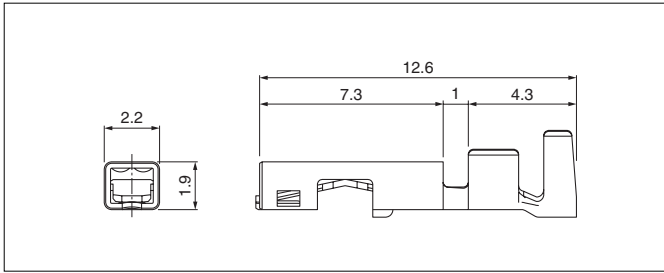


Specifications

- Current rating: Power/ 6.5 A AC, DC (0.75 mm²)
Signal/ 1 A AC, DC (0.5 mm²)
- Voltage rating: 50 V AC, DC
- Temperature range: -40°C to +125°C
(including temperature rise in applying electrical current)
- Insulation resistance: 100 MΩ min.
- Withstanding voltage: 1,000 VAC/minute
- Applicable wire: 0.5 mm² to 0.75 mm²
- Applicable PC board thickness: 1.6 mm

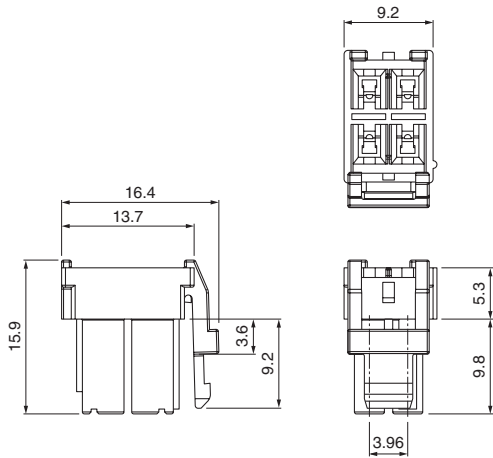
- * Compliant with ELV/RoHS.
- * Contact JST for details.

Female terminal

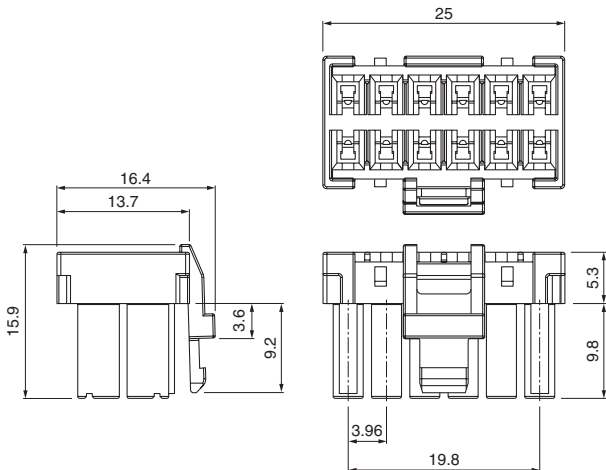


Female connector

• 4 circuits

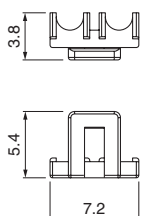


• 12 circuits

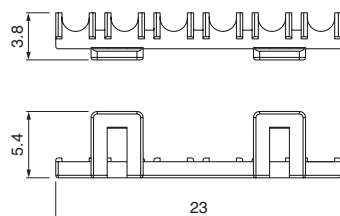


Retainer

• 4 circuits



• 12 circuits



Model No.	Applicable wire range		Q'ty/reel
	Conductor (mm ²)	Insulation O.D. (mm)	
SSF-21GW-P1.4	0.5 to 0.75	1.5 to 2.5	6,000

Material and Finish

Phosphor bronze, gold-plated

Circuits	Model No.	Q'ty/box
4	PEAP-04V-K-A	250
12	PEAP-12V-K-A	100

Material

PBT, UL94V-0, black

Circuits	Model No.	Q'ty/box
4	PEAS-04V-S-A	1,000
12	PEAS-12V-S-A	1,000

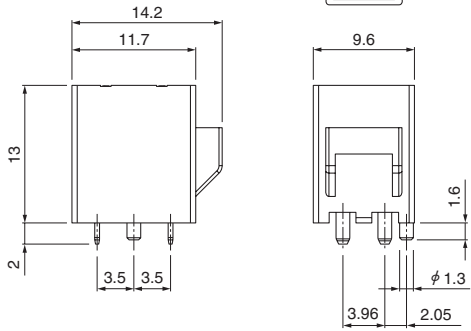
Material

PBT, UL94V-0, natural

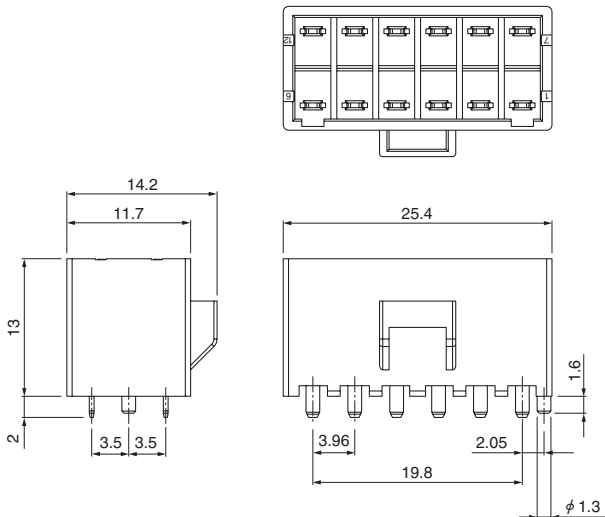
PEA CONNECTOR

Male connector

● 4 circuits



● 12 circuits



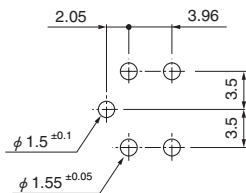
Circuits	Model No.	Q'ty/box
4	B04B-PEAK	1,152
12	B12B-PEAK	720

Material

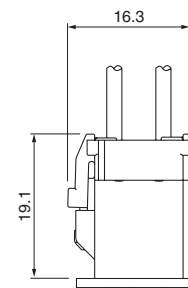
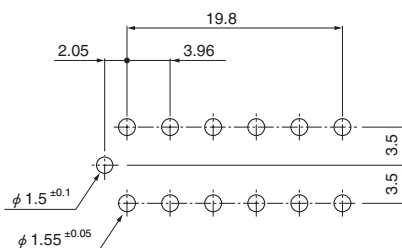
Housing: Glass-filled PPS, UL94V-0, natural
Terminal: Brass, nickel-undercoated, Contact area; gold-plated
Barrel area; tin-plated

PC board layout , Assembly layout

● 4 circuits



● 12 circuits



Note: 1. Tolerances are non-cumulative: ± 0.05 mm for all centers.
2. Hole dimensions differ according to the type of PC board and piercing method.
The dimensions above should serve as guideline. Contact JST for details.

Crimping machine, Applicator

Strip terminal	Crimping machine	Crimp applicator MKS-L	
		Dies	Crimp applicator with dies
SSF-21GW-P1.4	AP-K2N	MK/SSF/M-21-14	APLMK SSF/M21-14

Note: When crimping operation is conducted using an applicator and die set other than the above, JST cannot guarantee the performance of the terminal.