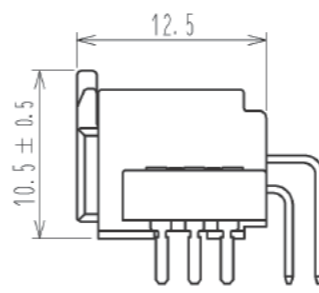
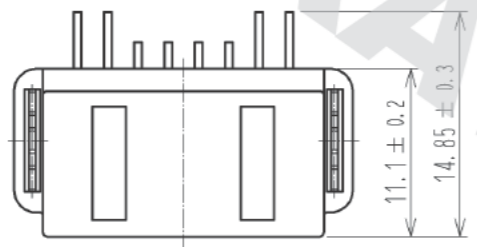
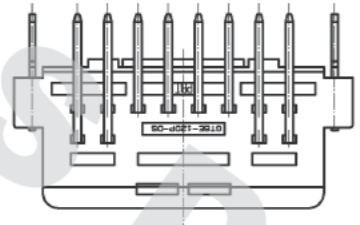
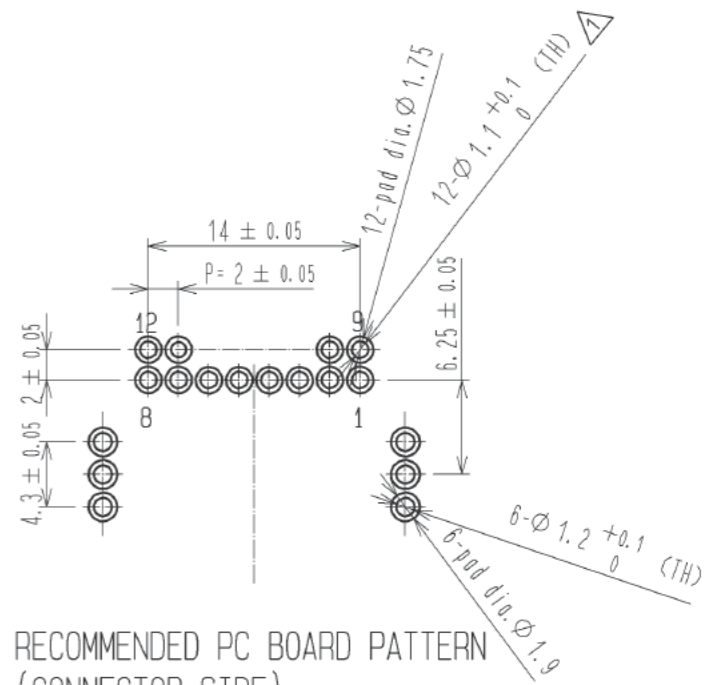


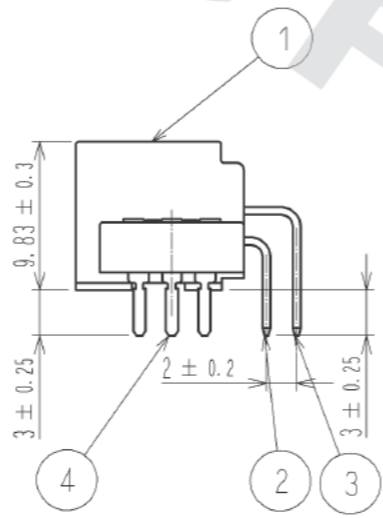
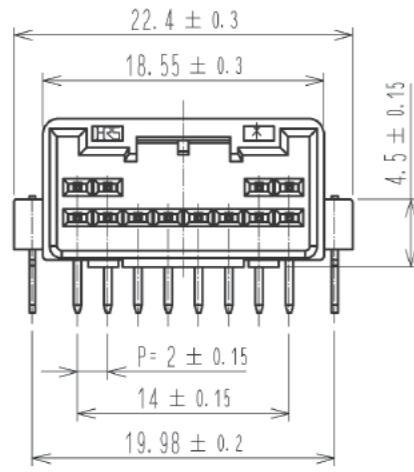
ELV · RoHS COMPLIANT



MATED CONNECTORS

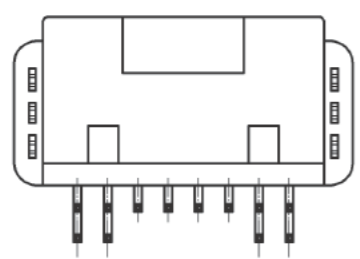
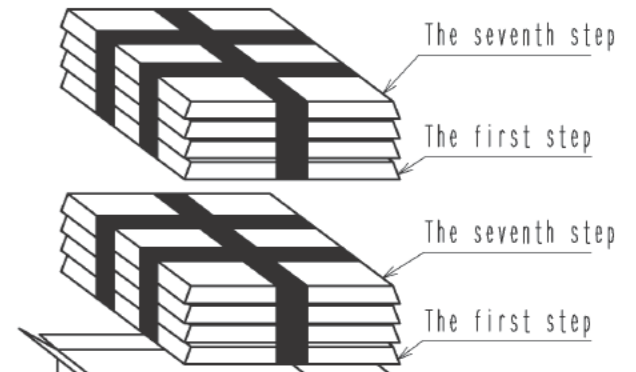


RECOMMENDED PC BOARD PATTERN (CONNECTOR SIDE) AND PIN No.



Drawing for packing.

- Note1. Six trays(A, B) to be piled in turn. Top(the seventh step) is an empty tray. ( One tray includes 104 pcs of products. One bundle: 104×6=624 pcs. )
- Note2. One K-1 box includes 1248 pcs. (624×2=1248)
- Note3. The size of the tray see below.



2	BRASS	TIN PLATING	4	BRASS	TIN PLATING
1	PBT	BLACK	3	BRASS	TIN PLATING
NO.	MATERIAL	FINISH . REMARKS	NO.	MATERIAL	FINISH . REMARKS
UNITS mm		SCALE 2 : 1	COUNT 1	DESCRIPTION OF REVISIONS DIS-T-002880	DESIGNED YT. HAYAKAWA
		APPROVED : AR. SHIRAI	09.06.15	DESIGNED YT. HAYAKAWA	CHECKED NH. NAKATA
HIROSE ELECTRIC CO., LTD.		CHECKED : AR. SHIRAI	09.06.15	DATE 12.08.29	
		DESIGNED : YN. KADOTA	09.06.15	DRAWING NO. EDC3-166700-00	
		DRAWN : YN. KADOTA	09.06.15	PART NO. GT8E-12DP-DS	
				CODE NO. CL758-0045-3-00	

DRAWING FOR REFERENCE: This is subject to change without notice 05/31/2013