
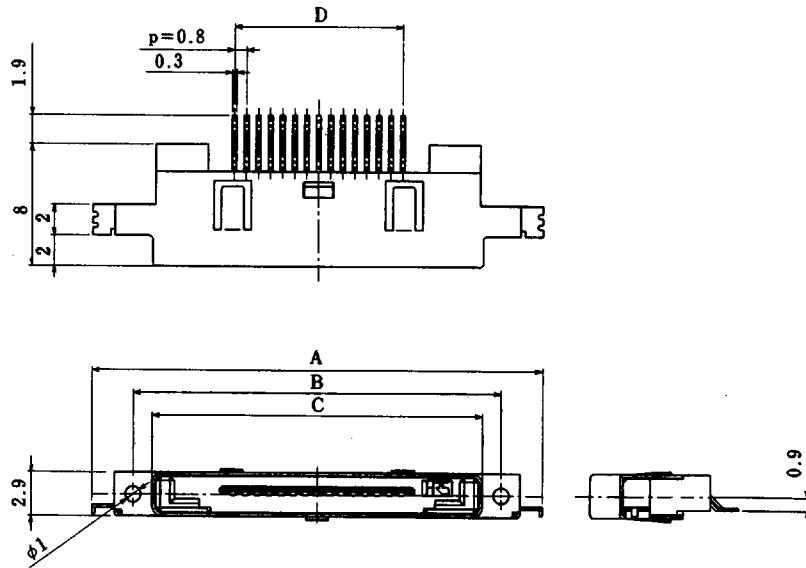


RECEPTACLE CONNECTORS

● 0.9 mm eccentric type




CL234-0004-5
NX60T-15SAA9-SP



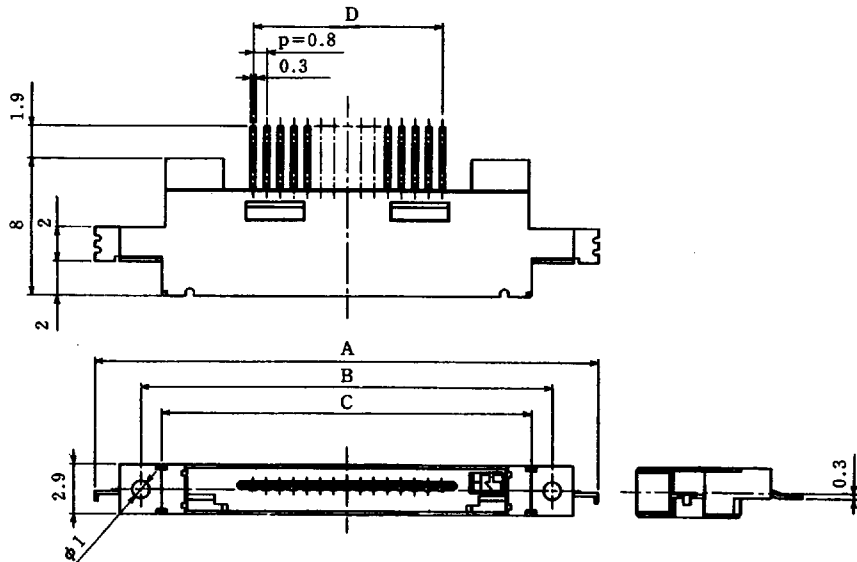
Unit: mm

HRS No.	Number of pins	Product No.	A	B	C	D
CL234-0001-7	9	NX60T-9SAA9-SP	25.2	19.7	17.2	6.4
CL234-0004-5	15	NX60T-15SAA9-SP	30	24.5	22	11.2
CL234-0007-3	25	NX60T-25SAA9-SP	38	32.5	30	19.2
CL234-0023-0	32	NX60T-32SAA9-SP	43.6	38.1	35.6	24.8

● 0.3 mm eccentric type




CL234-0032-0
NX60TA-15SAA3-SP



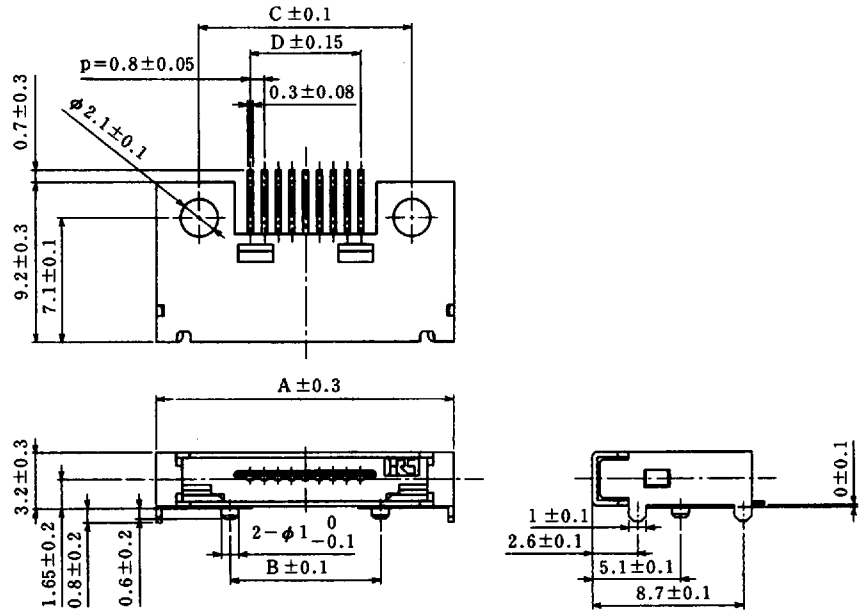
Unit: mm

HRS No.	Number of pins	Product No.	A	B	C	D
CL234-0031-8	9	NX60TA-9SAA3-SP	25.2	19.7	17.2	6.4
CL234-0032-0	15	NX60TA-15SAA3-SP	30	24.5	22	11.2
CL234-0033-3	25	NX60TA-25SAA3-SP	38	32.5	30	19.2

■ Receptacles for use with equipment interfaces



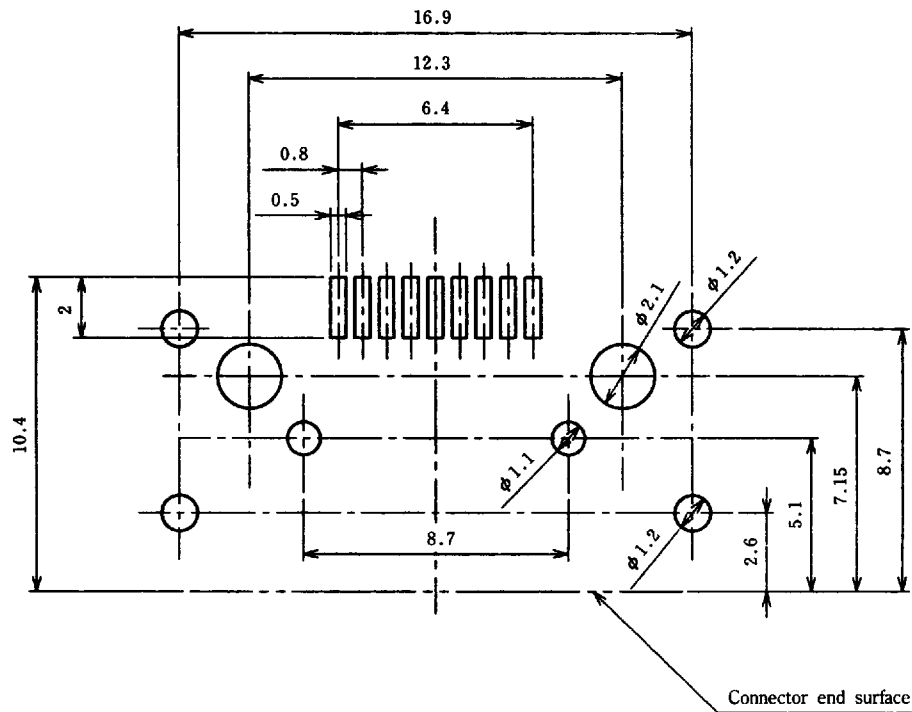
CL234-0040-9
NX60T-9SAA-SH



Unit: mm

HRS No.	Number of pins	Product No.	A	B	C	D
CL234-0040-9	9	NX60T-9SAA-SH	17.2	8.7	12.3	6.4
CL234-0027-0	25	NX60T-25SAA-SH	30	21.5	25.1	19.2

◆ Recommended pad pattern dimensions diagram



NOTE: Unless otherwise noted, the dimension tolerance should be kept to ± 0.1 or less.

MAJOR SPECIFICATIONS

Performance	
Current capacity	500 mA
Rated voltage	125 V AC
Insulation resistance	250 MΩ or greater at 100 V DC
Withstand voltage	300 V AC rms for 1 minute

Main Materials Used			
Receptacle connectors	Insulator	Synthetic resin	※Black
	Pins	Copper alloy	Partial gold plating
	Shell	Steel (Note)	Solder plating
	Lock fitting	Stainless steel	—
Plug unit	Insulator	Synthetic resin	※Black
	Pins	Copper alloy	Partial gold plating
Plug cover	Cover case	Synthetic resin	※Black
	Shell	Stainless steel	—
Frame kit	Frame	Synthetic resin	※Black
	Frame ground terminal	Phosphor bronze	Gold plating
	Spring pin	Stainless steel	—
	Coil spring	Stainless steel	—
	Panel	Stainless steel	Thermal adhesive tape included

◆ Suitable Cable

I/O cable		
Conductor size	AWG #28 (7/0.127)	
Outside diameter of insulation	0.58 mm	0.62 mm
Cable style	UL20276 and UL2789	UL2990

NOTE: The 0.3 mm eccentric type and those used for equipment interfaces are made of stainless steel.

※UL94V-0

STRUCTURE OF THE PRODUCT NUMBER

● Receptacle Connectors

- (1) Series number: NX Series
- (2) Termination style
30 : Loose wire pressure welding (for fine wire)
60 : SMT type

● Plug Units

- (3) Lock style
T : Inner lock
- (4) Suitable wire size
A : AWG #28
- (5) Number of pins: 9, 15, 25, and 32
- (6) Type of opening
P : Plug S : Receptacle

● Plug Covers

- (7) Type of key
AA : AA type (Types BB through FF being planned)
- (8) Eccentricity
9 : 0.9 mm 3 : 0.3 mm
(Dimension from connector center line to the surface of the PCB)

● Frame Kits

- (9) Variations
SP : φ 1 hole for Spring Pin available (for use with cards) SH : Through hole
- (10) Types of accessories
CV : Vertical opening cover case
CV1 : Vertical opening cover case (Thin model: 5 mm type)
KT : Frame kit
- (11) Serial signal classified by form