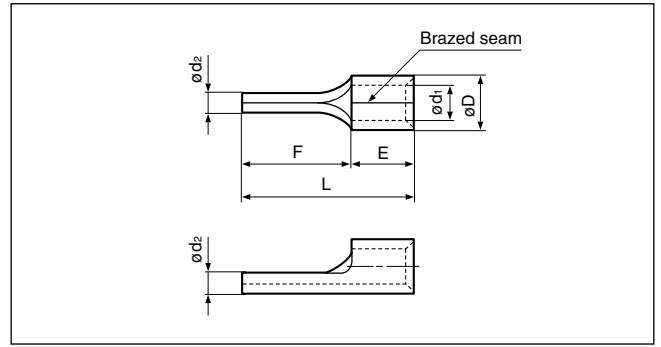


Solderless terminals

PIN Non-insulated



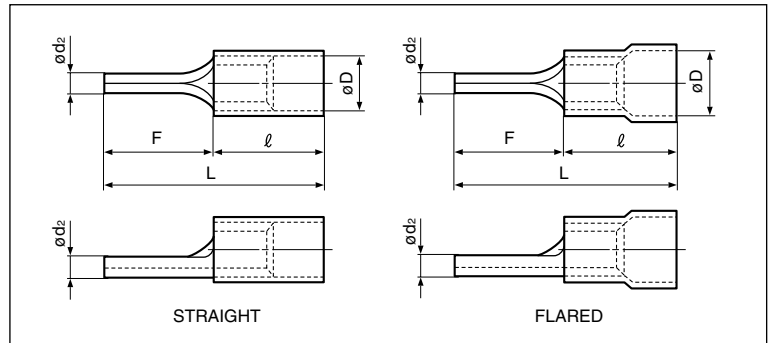

Certificate No.: E42024

Applicable Wire AWG# (mm ²)	Part No.	Standard	Dimensions mm (in.)							Tool No.					Qty/box
			ϕd_2	L	F	E	ϕD	ϕd_1	Material Thickness	YHT-2622	YHT-2210	YA-1	YA-2	YA-4	
26 to 22 (0.2 to 0.5)	PC-0.5		1.2 (.047)	14.0 (.551)	10.0 (.394)	4.0 (.157)	2.2 (.087)	1.0 (.039)	0.5 (.020)	o	o	o	o	o	1,000
22 to 16 (0.25 to 1.65)	PC-1.25		1.9 (.075)	17.0 (.669)	12.0 (.472)	5.0 (.197)	3.4 (.134)	1.6 (.063)	0.8 (.031)	o	o	o	o	o	1,000
	PC-1.25 F-10			15.0 (.591)	10.0 (.394)										
	PC-1.25 F- 9			14.0 (.551)	9.0 (.354)										
	PC-1.25 F- 7			12.0 (.472)	7.0 (.276)										
16 to 14 (1.04 to 2.63)	PC-2		1.9 (.075)	17.0 (.669)	12.0 (.472)	5.0 (.197)	4.1 (.161)	2.3 (.091)	0.8 (.031)	o	o	o	o	o	1,000
	PC-2 F-17			22.0 (.866)	17.0 (.669)										500
	PC-2 F- 9			14.0 (.551)	9.0 (.354)										1,000
	PC-2 F- 7			12.0 (.472)	7.0 (.276)										1,000
12 to 10 (2.63 to 6.64)	PC-5.5		2.7 (.106)	20.0 (.787)	14.0 (.551)	6.0 (.236)	5.7 (.224)	3.6 (.142)	1.0 (.039)	o	o	o	o	o	500

Note:1) The part numbers indicated in the above table are for products with a brazed seam.
 When ordering products with a butted seam, add the prefix "WS" to the part number (ex. PC-2 → **WSPC-2**).
 2) Delivery lead times may vary depending on the product. Contact JST for details.

Solderless terminals

PIN Vinyl-insulated



Certificate No.: E42024

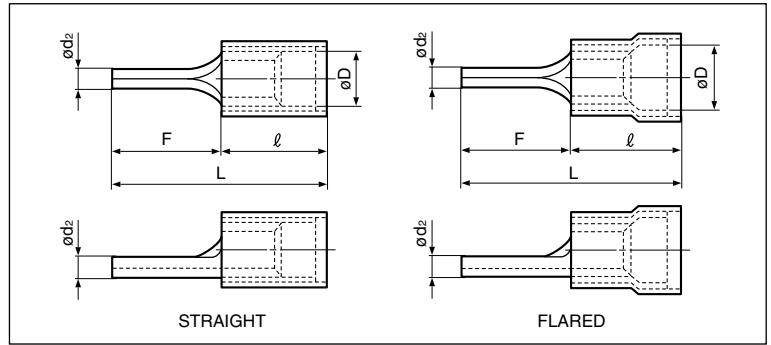
Applicable Wire AWG# (mm ²)	Part No.		Standard	Dimensions mm (in.)							Color	Tool No.					Qty/box			
	Straight	Flared		ϕd_2	L	F	ℓ	ϕD		Material Thickness		YNT-2622	YNT-2216	YNT-1614	YNT-1210S	YA-1		YA-2	YA-4	BCT-0514
								Str.	Fld.											
26 to 22 (0.2 to 0.5)	VPC-0.5	FVPC-0.5		1.2 (.047)	18.0 (.709)	10.0 (.394)	8.0 (.315)	1.9 (.075)	2.9 (.114)	0.5 (.020)	Yellow	o			o	o	o	o	1,000	
22 to 16 (0.25 to 1.65)	VPC-1.25	FVPC-1.25		1.9 (.075)	21.0 (.827)	12.0 (.472)	9.0 (.354)	3.2 (.126)	4.0 (.157)	0.8 (.031)	Red	o		o	o	o	o	o	1,000	
	VPC-1.25 F-10	FVPC-1.25 F-10			19.0 (.748)	10.0 (.394)														
	VPC-1.25 F- 9	FVPC-1.25 F- 9			18.0 (.709)	9.0 (.354)														
	VPC-1.25 F- 7	FVPC-1.25 F- 7			16.0 (.630)	7.0 (.276)														
16 to 14 (1.04 to 2.63)	VPC-2	FVPC-2		1.9 (.075)	21.0 (.827)	12.0 (.472)	9.0 (.354)	3.9 (.154)	4.5 (.377)	0.8 (.031)	Blue	o		o	o	o	o	o	1,000	
	VPC-2 F-17	FVPC-2 F-17			26.0 (1.024)	17.0 (.669)														
	VPC-2 F- 9	FVPC-2 F- 9			18.0 (.709)	9.0 (.354)														
	VPC-2 F- 7	FVPC-2 F- 7			16.0 (.630)	7.0 (.276)														
12 to 10 (2.63 to 6.64)	VPC-5.5	FVPC-5.5		2.7 (.106)	27.5 (1.083)	14.0 (.551)	13.5 (.531)	5.4 (.213)	6.8 (.268)	1.0 (.039)	Yellow			o		o	o	500		

Note:1) The part numbers indicated in the above table are for products with a brazed seam.
 When ordering products with a butted seam, add the prefix "WS" to the part number (ex. FVPC-2 → **FWWSPC-2**).
 2) *The crimping will be more secure if the total cross-sectional area of the wire is at least 0.5 mm².
 Examples: If the cross-sectional area of the wire is 0.3mm², fold the wire in two when crimping the terminal.
 If the cross-sectional area of the wire is 0.5mm², crimp the terminal onto the wire as it is.
 3) Delivery lead times may vary depending on the product. Contact JST for details.

Solderless terminals



PIN vinyl-insulated with copper sleeve



Certificate No.: E42024

Applicable Wire AWG#(mm ²)	Part No.		Standard	Dimensions mm (in.)								Material Thickness	Color	Tool No.						Qty/box		
	Straight	Flared		ø d ₂	L		F	ℓ		ø D				YNT-2622	YNT-2216	YNT-1614	YNT-1210S	YA-1	YA-2		YA-4	BCT-0514
					Str.	Flid.		Str.	Flid.	Str.	Flid.											
26 to 22 (0.2 to 0.5)	VDPC-0.5	FVDPC-0.5		1.2 (.047)	18.0 (.709)	18.3 (.720)	10.0 (.394)	8.0 (.315)	8.3 (.327)	2.2 (.087)	2.5 (.098)	0.5 (.020)	Yellow	o				o	o	o	1,000	
22 to 16 (0.25 to 1.65)	VDPC-1.25	FVDPC-1.25		1.9 (.075)	21.6 (.850)	12.0 (.472)	10.0 (.394)	9.6 (.378)	3.5 (.138)	4.0 (.157)	0.8 (.031)	Red	o				o	o	o	o	500	
	VDPC-1.25 F-10	FVDPC-1.25 F-10			19.6 (.772)	9.0 (.354)																
	VDPC-1.25 F- 9	FVDPC-1.25 F- 9			18.6 (.732)	7.0 (.276)																
16 to 14 (1.04 to 2.63)	VDPC-2	FVDPC-2		1.9 (.075)	21.6 (.850)	12.0 (.472)	17.0 (.669)	9.6 (.378)	4.1 (.161)	4.7 (.185)	0.8 (.031)	Blue		o			o	o	o	o	500	
	VDPC-2 F-17	FVDPC-2 F-17			26.6(1.472)	9.0 (.354)																
	VDPC-2 F- 7	FVDPC-2 F- 7			18.6 (.732)	7.0 (.276)																
12 to 10 (2.63 to 6.64)	VDPC-5.5	FVDPC-5.5		2.7 (.106)	28.0(1.102)	14.0 (.551)	14.0 (.551)	5.7 (.224)	6.5 (.256)	1.0 (.039)	Yellow			o			o	o	o	500		

Note:1) The part numbers indicated in the above table are for products with a brazed seam.
 When ordering products with a butted seam, add the prefix "WS" to the part number (ex. FVDPC-2-->**FVDWSPC-2**).
 2) Delivery lead times may vary depending on the product. Contact JST for details.