



DEUTSCH | DEUTSCH DT

TE Internal #: DT04-3P-CE04

Housing for Male Terminals, Wire-to-Wire, 3 Position, .394 in [10.01 mm] Centerline, Sealable, Gray, Wire & Cable, Power & Signal, DEUTSCH DT

[View on TE.com >](#)

Connectors > Automotive Connectors > Connector Housings > DEUTSCH DT Series Housings & Connectors



Connector & Housing Type: **Housing for Male Terminals**

Mating Pin Diameter: **1.59 mm [.063 in]**

Connector System: **Wire-to-Wire**

Number of Positions: **3**

Centerline (Pitch): **10.01 mm [.394 in]**

[All DEUTSCH DT Series Housings & Connectors \(461\)](#)

Features

Product Type Features

| | |
|-----------------------------------|----------------------------|
| Connector & Housing Shape | Triangular |
| Connector & Housing Type | Housing for Male Terminals |
| Connector System | Wire-to-Wire |
| Sealable | Yes |
| Hybrid Connector | No |
| Primary Locking Feature | Integrated in Housing |
| Connector & Contact Terminates To | Wire & Cable |

Configuration Features

| | |
|------------------------|---------------------|
| Blank Cavity Position | 0 |
| Connector Modification | Shrink Boot Adapter |
| Connector Seal Code | E Seal |
| Number of Positions | 3 |

Electrical Characteristics

| | |
|------------------------------|------------------|
| Operating Voltage | 250 VAC |
| Nominal Voltage Architecture | 12 V, 24 V, 48 V |

Body Features

| | |
|------------------|------|
| Cable Exit Angle | 180° |
|------------------|------|



| | |
|---------------|-------|
| Body Material | PA GF |
|---------------|-------|

| | |
|-----------------------|------|
| Primary Product Color | Gray |
|-----------------------|------|

Contact Features

| | |
|--------------|---------|
| Contact Size | Size 16 |
|--------------|---------|

| | |
|--------------|-----|
| Contact Type | Pin |
|--------------|-----|

| | |
|---------------------|------------------|
| Mating Pin Diameter | 1.59 mm[.063 in] |
|---------------------|------------------|

| | |
|------------------------------|------|
| Contact Current Rating (Max) | 13 A |
|------------------------------|------|

Mechanical Attachment

| | |
|------------------|------|
| Mounting Feature | With |
|------------------|------|

| | |
|-----------------------------|-----|
| Terminal Position Assurance | Yes |
|-----------------------------|-----|

| | |
|---------------|------------------|
| Strain Relief | Add By Accessory |
|---------------|------------------|

| | |
|-----------------------|-----------|
| Mating Alignment Type | Polarized |
|-----------------------|-----------|

| | |
|------------------|------|
| Mating Alignment | With |
|------------------|------|

| | |
|-------------------------|----------------------------|
| Connector Mounting Type | Cable Mount (Free-Hanging) |
|-------------------------|----------------------------|

Housing Features

| | |
|--------------------|-------------------|
| Centerline (Pitch) | 10.01 mm[.394 in] |
|--------------------|-------------------|

Dimensions

| | |
|---------------|-------------------|
| Product Width | 21.13 mm[.832 in] |
|---------------|-------------------|

| | |
|----------------|-------------------|
| Product Length | 55.4 mm[2.181 in] |
|----------------|-------------------|

| | |
|----------------|-------------------|
| Product Height | 24.71 mm[.973 in] |
|----------------|-------------------|

| | |
|--|-------------------------------|
| Accepts Wire Insulation Diameter Range | 1.35 – 3.05 mm[.053 – .12 in] |
|--|-------------------------------|

Usage Conditions

| | |
|-----------------------------|----------------|
| Operating Temperature (Max) | 125 °C[257 °F] |
|-----------------------------|----------------|

| | |
|-----------------------------|----------------------------|
| Operating Temperature Range | -55 – 125 °C[-67 – 257 °F] |
|-----------------------------|----------------------------|

Operation/Application

| | |
|---------------------|----------------|
| Circuit Application | Power & Signal |
|---------------------|----------------|

Industry Standards

| | |
|-----------------|-----------|
| Agency/Standard | SAE J2030 |
|-----------------|-----------|

| | |
|----------------------|--------------|
| Degree of Protection | IP68, IP6K9K |
|----------------------|--------------|

| | |
|------------------------|------------------------------------|
| UL Flammability Rating | 12mm Flame Test per Standard UL-94 |
|------------------------|------------------------------------|

Packaging Features



| | |
|--------------------|-----|
| Packaging Quantity | 600 |
|--------------------|-----|

| | |
|------------------|-----|
| Packaging Method | Box |
|------------------|-----|

Other

| | |
|-------------|-----|
| Serviceable | Yes |
|-------------|-----|

| | |
|--------------------------------------|----|
| Connector Position Assurance Capable | No |
|--------------------------------------|----|

Product Compliance

[For compliance documentation, visit the product page on TE.com>](#)

| | |
|------------------------------|-----------|
| EU RoHS Directive 2011/65/EU | Compliant |
|------------------------------|-----------|

| | |
|-----------------------------|-----------|
| EU ELV Directive 2000/53/EC | Compliant |
|-----------------------------|-----------|

| | |
|---|---|
| China RoHS 2 Directive MIIT Order No 32, 2016 | No Restricted Materials Above Threshold |
|---|---|

| | |
|--|--|
| EU REACH Regulation (EC) No. 1907/2006 | Current ECHA Candidate List: JUNE 2022 (224) Candidate List Declared Against: JAN 2022 (223) SVHC > Threshold: Not Yet Reviewed |
|--|--|

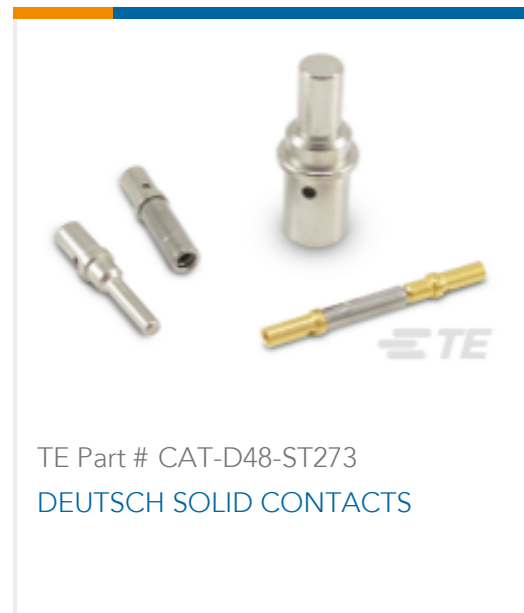
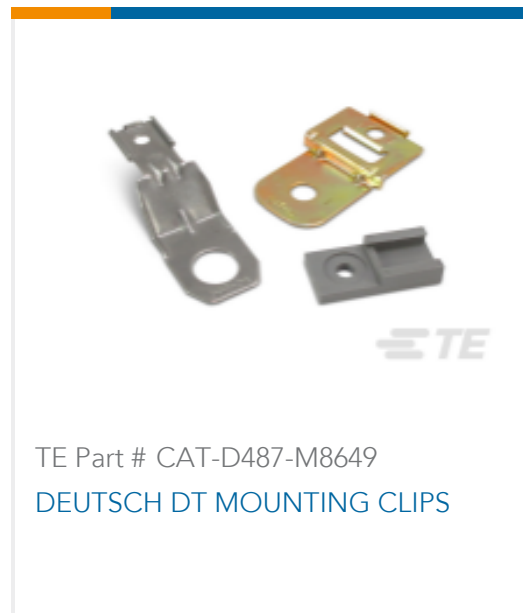
| | |
|-----------------|--|
| Halogen Content | Not Low Halogen - contains Br or Cl > 900 ppm. |
|-----------------|--|

| | |
|---------------------------|--|
| Solder Process Capability | Not reviewed for solder process capability |
|---------------------------|--|


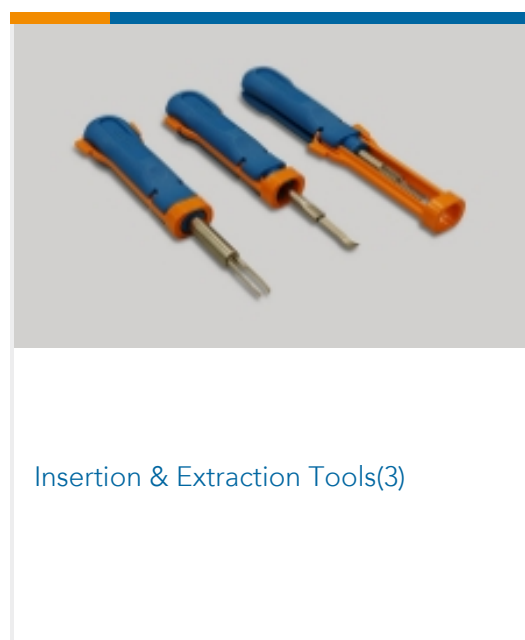
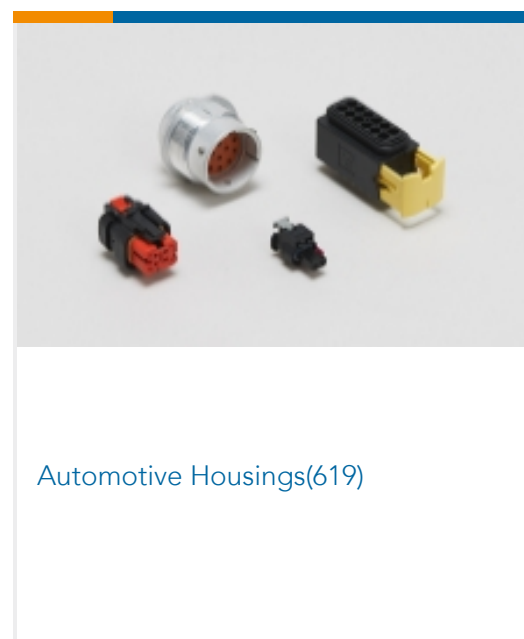
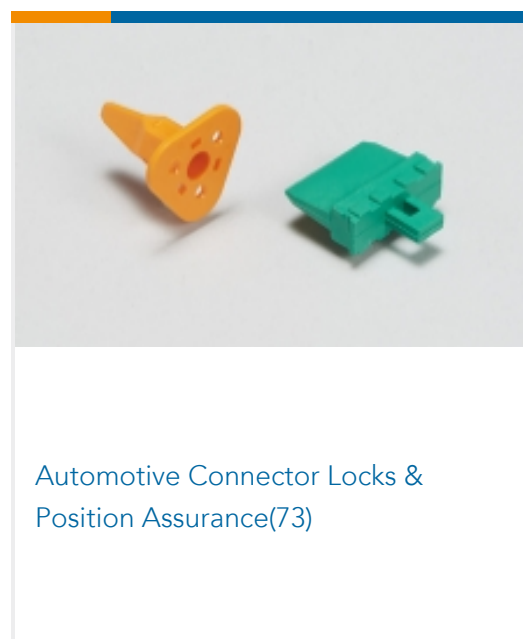
Product Compliance Disclaimer

This information is provided based on reasonable inquiry of our suppliers and represents our current actual knowledge based on the information they provided. This information is subject to change. The part numbers that TE has identified as EU RoHS compliant have a maximum concentration of 0.1% by weight in homogenous materials for lead, hexavalent chromium, mercury, PBB, PBDE, DBP, BBP, DEHP, DIBP, and 0.01% for cadmium, or qualify for an exemption to these limits as defined in the Annexes of Directive 2011/65/EU (RoHS2). Finished electrical and electronic equipment products will be CE marked as required by Directive 2011/65/EU. Components may not be CE marked. Additionally, the part numbers that TE has identified as EU ELV compliant have a maximum concentration of 0.1% by weight in homogenous materials for lead, hexavalent chromium, and mercury, and 0.01% for cadmium, or qualify for an exemption to these limits as defined in the Annexes of Directive 2000/53/EC (ELV). Regarding the REACH Regulation, the information TE provides on SVHC in articles for this part number is based on the latest European Chemicals Agency (ECHA) 'Guidance on requirements for substances in articles' posted at this URL: <https://echa.europa.eu/guidance-documents/guidance-on-reach>

Compatible Parts



Also in the Series | **DEUTSCH DT**



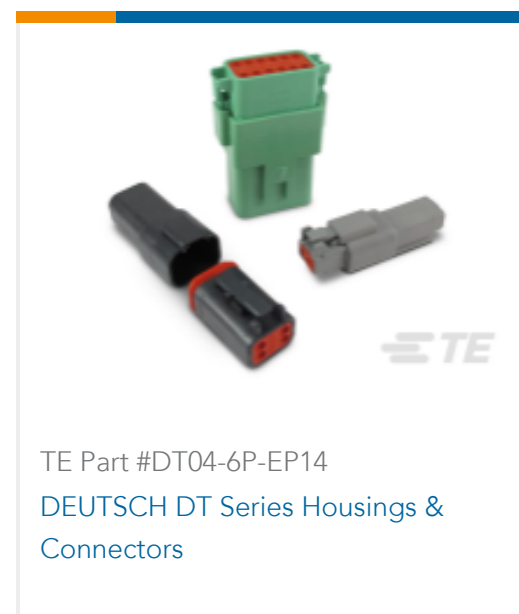
Customers Also Bought



TE Part #963216-1
DIGHTUNG



TE Part #53242-1
PG SPR SPD 22-16COM22-18MIL 10



TE Part #DT04-6P-EP14
DEUTSCH DT Series Housings & Connectors



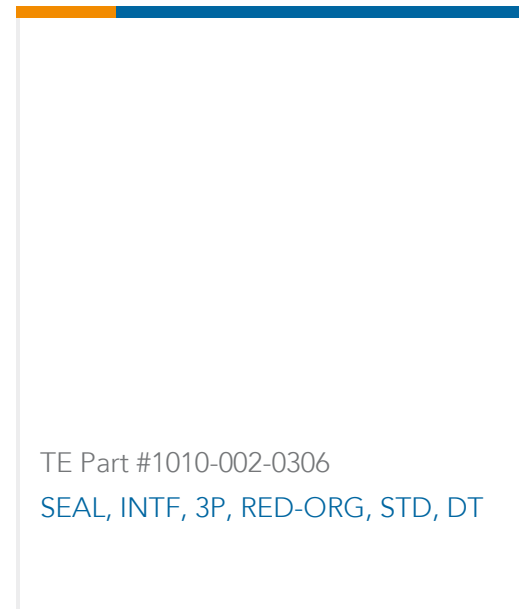
TE Part #K1128688
Battery Disconnecter 35-411-130-R-900



TE Part #K1151130
Leuchtmelder TS-201-WS102



TE Part #928926-2
PIN .156 DIA REC 18-14 AWG SILPB



TE Part #1010-002-0306
SEAL, INTF, 3P, RED-ORG, STD, DT



TE Part #CQ50203001
CL105-3X1.50-0/6L/1-SO-0CK5500

Documents

Product Drawings

[REC, 3P, GRY, E, XCAP](#)

English

CAD Files

[3D PDF](#)

3D

Customer View Model

[ENG_CVM_CVM_DT04-3P-CE04_A.2d_dxf.zip](#)

English

Customer View Model

[ENG_CVM_CVM_DT04-3P-CE04_A.3d_igs.zip](#)

English

Customer View Model

[ENG_CVM_CVM_DT04-3P-CE04_A.3d_stp.zip](#)

English

By downloading the CAD file I accept and agree to the [Terms and Conditions](#) of use.

Datasheets & Catalog Pages

[ICT Terminals and Connectors Catalogue](#)

English

[CONNECTOR SELECTOR](#)

English

Product Specifications

[Application Specification](#)

English



Product Environmental Compliance

TE Material Declaration

English

[MD_DT04-3P-CE04_03222018515_dmtec](#)

English

[MD_DT04-3P-CE04_03222018515_dmtec](#)

English

Agency Approvals

UL Report

English