

# DT04-12PA-BL04 ✓ ACTIVE

DEUTSCH | DEUTSCH DT

TE Internal #: DT04-12PA-BL04

Housing for Male Terminals, Wire-to-Wire, 12 Position, .359 in [9.12 mm] Centerline, Sealable, Gray, Wire & Cable, Power & Signal, DEUTSCH DT

[View on TE.com >](#)



Connectors > Automotive Connectors > Connector Housings > DEUTSCH DT Series Housings & Connectors



Connector & Housing Type: **Housing for Male Terminals**

Mating Pin Diameter: **1.59 mm [ .063 in ]**

Connector System: **Wire-to-Wire**

Number of Positions: **12**

Centerline (Pitch): **9.12 mm [ .359 in ]**

[All DEUTSCH DT Series Housings & Connectors \(461\)](#)

## Features

### Product Type Features

Connector & Housing Shape	Rectangular
Connector & Housing Type	Housing for Male Terminals
Connector System	Wire-to-Wire
Sealable	Yes
Hybrid Connector	No
Primary Locking Feature	Integrated in Housing
Connector & Contact Terminates To	Wire & Cable

### Configuration Features

Blank Cavity Position	0
Connector Modification	Welded Flange
Number of Positions	12
Number of Rows	2

### Electrical Characteristics

Operating Voltage	250 VAC
Nominal Voltage Architecture	12 V, 24 V, 48 V

### Body Features

Cable Exit Angle	180°
------------------	------



Body Material	PA GF
Primary Product Color	Gray
Connector Code	A

#### Contact Features

Contact Size	Size 16
Contact Type	Pin
Mating Pin Diameter	1.59 mm[.063 in]
Contact Current Rating (Max)	13 A

#### Mechanical Attachment

Mounting Feature	With
Terminal Position Assurance	Yes
Strain Relief	Add By Accessory
Mating Alignment Type	Keyed
Mating Alignment	With
Connector Mounting Type	Panel Mount

#### Housing Features

Centerline (Pitch)	9.12 mm[.359 in]
--------------------	------------------

#### Dimensions

Product Width	55.12 mm[2.17 in]
Product Length	50.62 mm[1.993 in]
Product Height	35.56 mm[1.4 in]
Row-to-Row Spacing	4.45 mm[.175 in]
Accepts Wire Insulation Diameter Range	2.23 – 3.68 mm[.088 – .145 in]

#### Usage Conditions

Operating Temperature (Max)	125 °C[257 °F]
Operating Temperature Range	-55 – 125 °C[-67 – 257 °F]

#### Operation/Application

Circuit Application	Power & Signal
---------------------	----------------

#### Industry Standards

Agency/Standard	SAE J2030
Degree of Protection	IP68, IP6K9K
UL Flammability Rating	12mm Flame Test per Standard UL-94



### Packaging Features

Packaging Quantity	170
Packaging Method	Box

### Other

Serviceable	Yes
Connector Position Assurance Capable	No

### Product Compliance

[For compliance documentation, visit the product page on TE.com>](#)

EU RoHS Directive 2011/65/EU	Compliant
EU ELV Directive 2000/53/EC	Compliant
China RoHS 2 Directive MIIT Order No 32, 2016	No Restricted Materials Above Threshold
EU REACH Regulation (EC) No. 1907/2006	Current ECHA Candidate List: JUNE 2022 (224) Candidate List Declared Against: JUNE 2022 (224) Does not contain REACH SVHC
Halogen Content	Not Low Halogen - contains Br or Cl > 900 ppm.
Solder Process Capability	Not reviewed for solder process capability

#### Product Compliance Disclaimer

This information is provided based on reasonable inquiry of our suppliers and represents our current actual knowledge based on the information they provided. This information is subject to change. The part numbers that TE has identified as EU RoHS compliant have a maximum concentration of 0.1% by weight in homogenous materials for lead, hexavalent chromium, mercury, PBB, PBDE, DBP, BBP, DEHP, DIBP, and 0.01% for cadmium, or qualify for an exemption to these limits as defined in the Annexes of Directive 2011/65/EU (RoHS2). Finished electrical and electronic equipment products will be CE marked as required by Directive 2011/65/EU. Components may not be CE marked. Additionally, the part numbers that TE has identified as EU ELV compliant have a maximum concentration of 0.1% by weight in homogenous materials for lead, hexavalent chromium, and mercury, and 0.01% for cadmium, or qualify for an exemption to these limits as defined in the Annexes of Directive 2000/53/EC (ELV). Regarding the REACH Regulation, the information TE provides on SVHC in articles for this part number is based on the latest European Chemicals Agency (ECHA) 'Guidance on requirements for substances in articles' posted at this URL: <https://echa.europa.eu/guidance-documents/guidance-on-reach>

### Compatible Parts



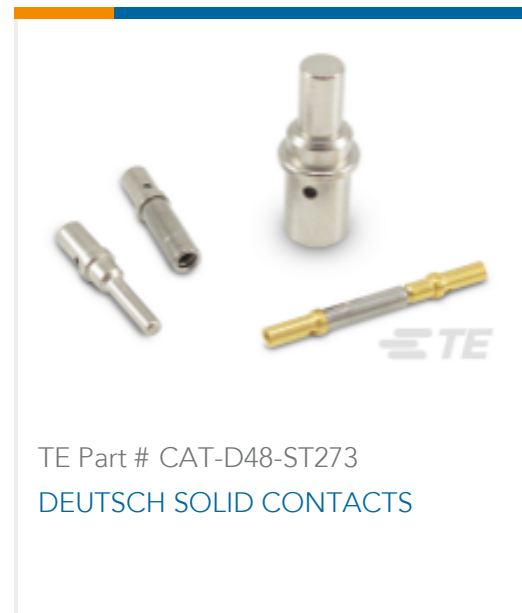
TE Part # CAT-D48-SP729  
DEUTSCH SEALING PLUGS



TE Part # CAT-D487-CH8172  
DEUTSCH DT Series Housings & Connectors



TE Part # CAT-D487-B128  
DEUTSCH DT BACKSHELLS



TE Part # CAT-D48-ST273  
DEUTSCH SOLID CONTACTS



TE Part # DT-RT1  
EXT TOOL, FRONT RELEASE



TE Part # CAT-D487-P729  
DEUTSCH DT DUST CAPS



TE Part # W12P  
WEDGE LOCK, 12P, REC, GRN, DT



TE Part # CAT-D48-SFT273  
DEUTSCH STAMPED & FORMED CONTACTS



TE Part # DT12P-BT-BK  
BOOT, 12P, REC, ST, BLK



TE Part # DT12P-BT  
BOOT, 12P, REC, ST, GRY



TE Part # DT12P-BT-EN  
BOOT, 12P, REC, ST, LONG, GRY



TE Part # DT12P-BT-YW  
BOOT, 12P, REC, ST, YEL



TE Part # DT12-L012-GKT  
GASKET DT 12 WY FLD RC

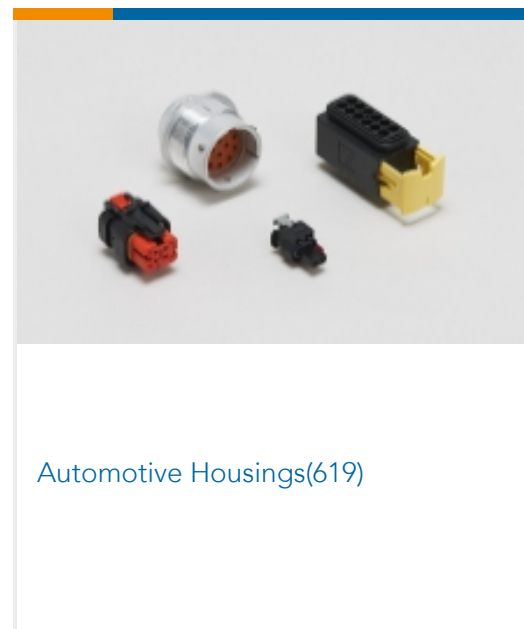
Also in the Series | **DEUTSCH DT**



Automotive Connector Caps & Covers  
(98)



Automotive Connector Locks & Position Assurance(73)



Automotive Housings(619)




Automotive Seals & Cavity Plugs(4)



Insertion & Extraction Tools(3)



Other Automotive Connector Accessories(14)



PCB Headers & Receptacles(106)

## Customers Also Bought



TE Part #DT04-12PC-BL04  
DEUTSCH DT Series Housings & Connectors



TE Part #DTM06-3S-E004  
PLG, 3P, BLK, N



TE Part #HD34-24-23SN-L005  
DEUTSCH HD30 HOUSINGS



TE Part #TCD1473A201-020  
M12D4-MS-RJ-TPE-24SH-TEAL-2.0M



TE Part #CAR2SC68  
CAR RECPT DIN9680 2way, IP68



TE Part #CAR3PC68  
CAR PLUG DIN9680 3way, IP68



TE Part #CAR3SC68  
CAR RECPT DIN9680 3way, IP68



TE Part #520206P036  
RT-3-NO.1-0-1IN

## Documents

### Product Drawings

REC, 12P, GRY, N, ENH KEY, FLANGE, A

English

### CAD Files

3D PDF

3D

Customer View Model

[ENG\\_CVM\\_CVM\\_DT04-12PA-BL04\\_C.2d\\_dxf.zip](#)

English

Customer View Model

[ENG\\_CVM\\_CVM\\_DT04-12PA-BL04\\_C.3d\\_igs.zip](#)

English

Customer View Model

[ENG\\_CVM\\_CVM\\_DT04-12PA-BL04\\_C.3d\\_stp.zip](#)

English

By downloading the CAD file I accept and agree to the [Terms and Conditions](#) of use.





---

**Datasheets & Catalog Pages**

[ICT Terminals and Connectors Catalogue](#)

English

[CONNECTOR SELECTOR](#)

English

---

**Product Specifications**

[Application Specification](#)

English

---

**Agency Approvals**

[UL Report](#)

English