



Connectors > Automotive Connectors > Connector Housings > DEUTSCH DRC HOUSINGS



Connector & Housing Type: **Housing for Female Terminals**

Mating Pin Diameter: **1.02 mm [ .04 in ]**

Connector System: **Wire-to-Wire**

Number of Positions: **24**

Centerline (Pitch): **4.42 mm [ .174 in ]**

[All DEUTSCH DRC HOUSINGS \(112\)](#)

## Features

### Product Type Features

Connector & Housing Shape	Rectangular
Connector & Housing Type	Housing for Female Terminals
Connector System	Wire-to-Wire
Sealable	Yes
Hybrid Connector	No
Primary Locking Feature	Contact Retainer
Connector & Contact Terminates To	Wire & Cable

### Configuration Features

Number of Positions	24
Number of Rows	4

### Electrical Characteristics

Operating Voltage	250 VAC
Nominal Voltage Architecture	24 V, 48 V

### Body Features

Cable Exit Angle	180°
Body Material	PA GF
Primary Product Color	Black



Connector Code	A
----------------	---

### Contact Features

Contact Size	Size 20
--------------	---------

Contact Type	Socket
--------------	--------

Mating Pin Diameter	1.02 mm[.04 in]
---------------------	-----------------

Contact Current Rating (Max)	7.5 A
------------------------------	-------

### Mechanical Attachment

Mounting Feature	Without
------------------	---------

Terminal Position Assurance	No
-----------------------------	----

Strain Relief	With
---------------	------

Mating Alignment Type	Keyed
-----------------------	-------

Mating Alignment	With
------------------	------

Connector Mounting Type	Cable Mount (Free-Hanging)
-------------------------	----------------------------

### Housing Features

Centerline (Pitch)	4.42 mm[.174 in]
--------------------	------------------

### Dimensions

Product Width	50.9 mm[2.004 in]
---------------	-------------------

Product Length	27.94 mm[1.1 in]
----------------	------------------

Product Height	36.45 mm[1.435 in]
----------------	--------------------

Row-to-Row Spacing	4.42 mm[.174 in]
--------------------	------------------

Accepts Wire Insulation Diameter Range	1.02 – 2.41 mm[.04 – .095 in]
--	-------------------------------

### Usage Conditions

Operating Temperature (Max)	125 °C[257 °F]
-----------------------------	----------------

Operating Temperature Range	-55 – 125 °C[-67 – 257 °F]
-----------------------------	----------------------------

### Operation/Application

Circuit Application	Signal
---------------------	--------

### Industry Standards

Agency/Standard	SAE J2030
-----------------	-----------

Degree of Protection	Not Tested
----------------------	------------

UL Flammability Rating	20mm Flame Test per Standard UL-94
------------------------	------------------------------------

### Packaging Features



Packaging Quantity	125
--------------------	-----

Packaging Method	Box
------------------	-----

### Other

Serviceable	Yes
-------------	-----

Connector Position Assurance Capable	No
--------------------------------------	----

## Product Compliance

[For compliance documentation, visit the product page on TE.com>](#)

EU RoHS Directive 2011/65/EU	Compliant
------------------------------	-----------

EU ELV Directive 2000/53/EC	Compliant
-----------------------------	-----------

China RoHS 2 Directive MIIT Order No 32, 2016	No Restricted Materials Above Threshold
---	---

EU REACH Regulation (EC) No. 1907/2006	Current ECHA Candidate List: JUNE 2022 (224) Candidate List Declared Against: JAN 2022 (223) SVHC > Threshold: Not Yet Reviewed
--	--

Halogen Content	Not Low Halogen - contains Br or Cl > 900 ppm.
-----------------	--

Solder Process Capability	Not reviewed for solder process capability
---------------------------	--

#### Product Compliance Disclaimer

This information is provided based on reasonable inquiry of our suppliers and represents our current actual knowledge based on the information they provided. This information is subject to change. The part numbers that TE has identified as EU RoHS compliant have a maximum concentration of 0.1% by weight in homogenous materials for lead, hexavalent chromium, mercury, PBB, PBDE, DBP, BBP, DEHP, DIBP, and 0.01% for cadmium, or qualify for an exemption to these limits as defined in the Annexes of Directive 2011/65/EU (RoHS2). Finished electrical and electronic equipment products will be CE marked as required by Directive 2011/65/EU. Components may not be CE marked. Additionally, the part numbers that TE has identified as EU ELV compliant have a maximum concentration of 0.1% by weight in homogenous materials for lead, hexavalent chromium, and mercury, and 0.01% for cadmium, or qualify for an exemption to these limits as defined in the Annexes of Directive 2000/53/EC (ELV). Regarding the REACH Regulation, the information TE provides on SVHC in articles for this part number is based on the latest European Chemicals Agency (ECHA) 'Guidance on requirements for substances in articles' posted at this URL: <https://echa.europa.eu/guidance-documents/guidance-on-reach>

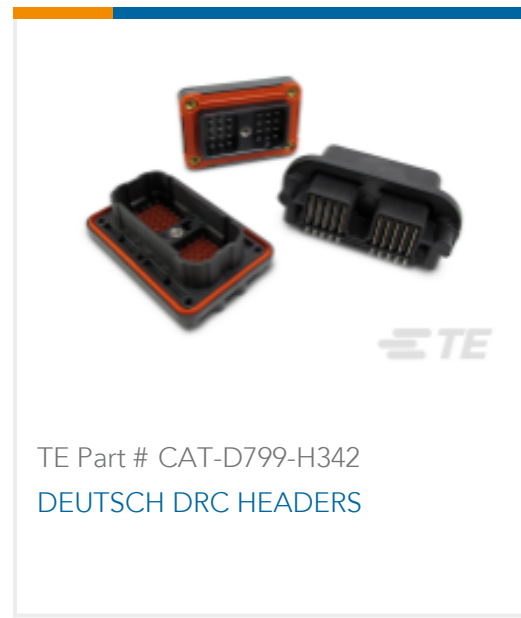
## Compatible Parts



TE Part # CAT-D48-ST273  
DEUTSCH SOLID CONTACTS



TE Part # 0411-240-2005  
EXT TOOL, SIZE 20, 16-22 AWG, N, RED



TE Part # CAT-D799-H342  
DEUTSCH DRC HEADERS



TE Part # CAT-D48-SP729  
DEUTSCH SEALING PLUGS



TE Part # CAT-D48-SFT273  
DEUTSCH STAMPED & FORMED CONTACTS



TE Part # DRC26-24BT  
BOOT, 24P, 20SZ, PLG/REC, ST, BLK

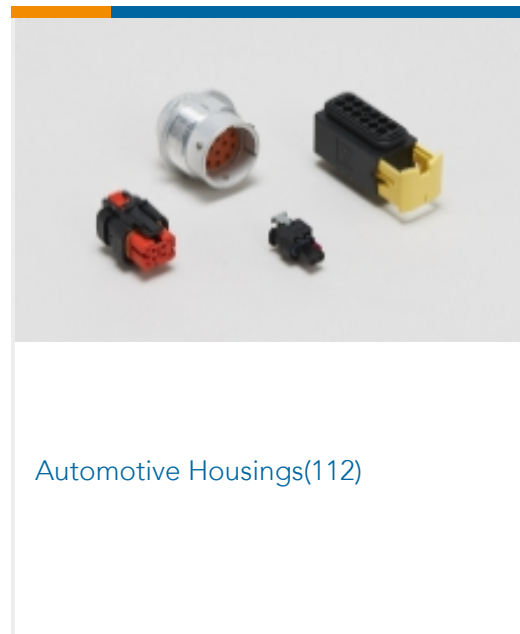


TE Part # 0515-017-2405  
PROTECT CVR, 24P, PLG, YEL, DRC20

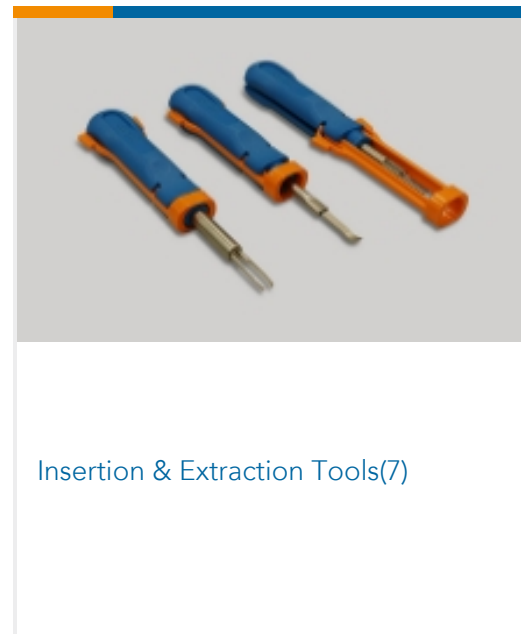
## Also in the Series | DEUTSCH DRC



Automotive Connector Caps & Covers  
(9)



Automotive Housings(112)



Insertion & Extraction Tools(7)



PCB Headers & Receptacles(41)

## Customers Also Bought



TE Part #DT04-12PD-CE07  
DEUTSCH DT Series Housings & Connectors



TE Part #DRC26-40SB-L011  
DEUTSCH DRC HOUSINGS



TE Part #DRC23-24PA  
HDR 24P, BLK, RA, AU/NI/CU, A



TE Part #HDP24-24-9SE-L015  
REC, 9P, BLK, E, THD, 4/8/12, S



TE Part #2500005-1  
SRC Pwr 60+6AG Female Recp Hsg Assy



TE Part #2500004-1  
SRC Pwr 48+8ADG Female Recp Hsg Assy



TE Part #DTM2P-BT-BK  
BOOT, 2P, REC, ST, BLK



## Documents

### Product Drawings

[PLG, 24P, BLK, N, A](#)

English

---

### CAD Files

Customer View Model

[ENG\\_CVM\\_CVM\\_DRC26-24SA\\_99.2d\\_dxf.zip](#)

English

[3D PDF](#)

3D

Customer View Model

[ENG\\_CVM\\_CVM\\_DRC26-24SA\\_99.3d\\_igs.zip](#)

English

Customer View Model

[ENG\\_CVM\\_CVM\\_DRC26-24SA\\_99.3d\\_stp.zip](#)

English

By downloading the CAD file I accept and agree to the [Terms and Conditions](#) of use.

---

### Datasheets & Catalog Pages

[ICT Terminals and Connectors Catalogue](#)

English

[CONNECTOR SELECTOR](#)

English

---

### Product Specifications

[Product Specification](#)

English

[Product Specification](#)

English

---

### Product Environmental Compliance

[Product Compliance](#)

English

[Product Compliance](#)

English

---

### Agency Approvals

[UL Report](#)

English