

D369-G33-AP4 ✓ ACTIVE

DEUTSCH | DEUTSCH 369

TE Internal #: YD369-G33-AP400000

PCB Mount Receptacle, Right Angle, Wire-to-Board, 3 Position, .1 in [2.54 mm] Centerline, Gold, Through Hole - Solder, Sealable, Signal, DEUTSCH 369

[View on TE.com >](#)



Connectors > PCB Connectors > PCB Headers & Receptacles > PCB Mount Receptacle: 3-Way Inline



Connector System: **Wire-to-Board**

Number of Positions: **3**

Number of Rows: **1**

Centerline (Pitch): **2.54 mm [.1 in]**

PCB Mount Orientation: **Right Angle**

[All PCB Mount Receptacle: 3-Way Inline \(20\)](#)

Features

Product Type Features

Connector System	Wire-to-Board
Sealable	Yes
Connector & Contact Terminates To	Printed Circuit Board
PCB Connector Assembly Type	PCB Mount Receptacle

Configuration Features

Number of Columns	3
Number of Loaded Positions	6
Number of Positions	3
Number of Rows	1
PCB Mount Orientation	Right Angle

Electrical Characteristics

Dielectric Withstanding Voltage (Max)	1500 V
---------------------------------------	--------

Body Features

Connector Code	A
Primary Product Color	Red

Contact Features



Contact Layout	Inline
Contact Shape & Form	Round Post
PCB Contact Termination Area Plating Material	Gold
Contact Base Material	Copper Alloy
Contact Mating Area Plating Material	Gold
Contact Type	Pin
Contact Current Rating (Max)	5 A

Termination Features

Round Termination Post & Tail Diameter	.62 mm[.025 in]
Termination Method to Printed Circuit Board	Through Hole - Solder

Mechanical Attachment

Mating Alignment Type	Keyed
Mating Retention	With
PCB Mount Retention Type	Retention Leg
Connector Mounting Type	Board Mount
Mating Alignment	With
PCB Mount Alignment	With
PCB Mount Retention	With

Housing Features

Housing Material	Thermoplastic
Centerline (Pitch)	2.54 mm[.1 in]

Usage Conditions

Operating Temperature Range	-55 – 175 °C[-67 – 347 °F]
-----------------------------	----------------------------

Operation/Application

Circuit Application	Signal
---------------------	--------

Packaging Features

Packaging Quantity	1
Packaging Type	Package

Product Compliance

For compliance documentation, visit the product page on [TE.com](https://www.te.com)>

EU RoHS Directive 2011/65/EU	Compliant with Exemptions
------------------------------	---------------------------



EU ELV Directive 2000/53/EC	Not Yet Reviewed
China RoHS 2 Directive MIIT Order No 32, 2016	Restricted Materials Above Threshold
EU REACH Regulation (EC) No. 1907/2006	<p>Current ECHA Candidate List: JUNE 2022 (224)</p> <p>Candidate List Declared Against: JUL 2021 (219)</p> <p>SVHC > Threshold: Pb (1.2% in Contact)</p> <p>Article Safe Usage Statements: Do not eat, drink or smoke when using this product. Wash thoroughly after handling. Recycle if possible and dispose of the article by following all applicable governmental regulations relevant to your geographic location.</p>
Halogen Content	Not Yet Reviewed for halogen content
Solder Process Capability	Reflow solder capable to 245°C

Product Compliance Disclaimer

This information is provided based on reasonable inquiry of our suppliers and represents our current actual knowledge based on the information they provided. This information is subject to change. The part numbers that TE has identified as EU RoHS compliant have a maximum concentration of 0.1% by weight in homogenous materials for lead, hexavalent chromium, mercury, PBB, PBDE, DBP, BBP, DEHP, DIBP, and 0.01% for cadmium, or qualify for an exemption to these limits as defined in the Annexes of Directive 2011/65/EU (RoHS2). Finished electrical and electronic equipment products will be CE marked as required by Directive 2011/65/EU. Components may not be CE marked. Additionally, the part numbers that TE has identified as EU ELV compliant have a maximum concentration of 0.1% by weight in homogenous materials for lead, hexavalent chromium, and mercury, and 0.01% for cadmium, or qualify for an exemption to these limits as defined in the Annexes of Directive 2000/53/EC (ELV). Regarding the REACH Regulation, the information TE provides on SVHC in articles for this part number is based on the latest European Chemicals Agency (ECHA) 'Guidance on requirements for substances in articles' posted at this URL: <https://echa.europa.eu/guidance-documents/guidance-on-reach>


Compatible Parts



Also in the Series | **DEUTSCH 369**



PCB Headers & Receptacles(60)

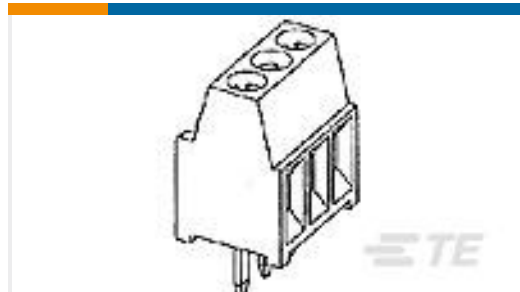


Standard Rectangular Connectors(425)

Customers Also Bought



TE Part #87220-2
02 MODII HDR SRST UNSHRD .100



TE Part #282834-6
TERMI-BLOK PCB MOUNT, 90 6P.



TE Part #7-1625867-3
RP 1J 0.166W 35R7 0.1% 25PPM 1K RL



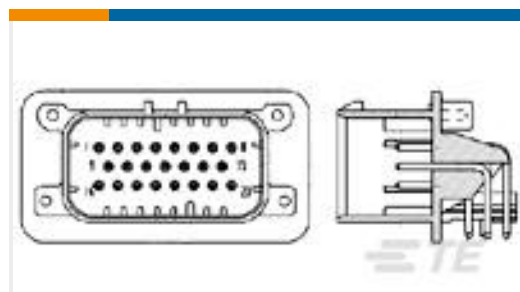
TE Part #2118731-2
STD SHIELD COVER, CRS-51.30X38.60X2.00MM



TE Part #2118732-2
STD SHIELD FRAME, CRS-50.80X38.10X5.08MM



TE Part #2198318-5
zSFP+ STACKED 2X1 RECEPTACLE ASSEMBLY



TE Part #1-776267-1
14POS, PIN DIA 1.3, HDR ASSY, 90DEG, COD 1

Documents

Product Drawings

[369 3 WAY INLINE 90 PCB REC, GOLD, PIN](#)

English

CAD Files

[3D PDF](#)

3D

Customer View Model

[ENG_CVM_CVM_YD369-G33-AP400000_AA.2d_dxf.zip](#)

English

Customer View Model

[ENG_CVM_CVM_YD369-G33-AP400000_AA.3d_igs.zip](#)

English

Customer View Model

[ENG_CVM_CVM_YD369-G33-AP400000_AA.3d_stp.zip](#)

English

By downloading the CAD file I accept and agree to the [Terms and Conditions](#) of use.

D369-G33-AP4

PCB Mount Receptacle, Right Angle, Wire-to-Board, 3 Position, .1 in [2.54 mm]
Centerline, Gold, Through Hole - Solder, Sealable, Signal, DEUTSCH 369



[Datasheets & Catalog Pages](#)

[369 Series Connectors Brochure](#)

English