



DEUTSCH | DEUTSCH DT

TE Internal #: DT06-3S-CE04

Housing for Female Terminals, Wire-to-Wire, 3 Position, .394 in [10.01 mm] Centerline, Sealable, Gray, Wire & Cable, Power & Signal, DEUTSCH DT

[View on TE.com >](#)

Connectors > Automotive Connectors > Connector Housings > DEUTSCH DT Series Housings & Connectors



Connector & Housing Type: **Housing for Female Terminals**

Mating Pin Diameter: **1.59 mm [ .063 in ]**

Connector System: **Wire-to-Wire**

Number of Positions: **3**

Centerline (Pitch): **10.01 mm [ .394 in ]**

[All DEUTSCH DT Series Housings & Connectors \(461\)](#)

## Features

### Product Type Features

Connector & Housing Shape	Triangular
Connector & Housing Type	Housing for Female Terminals
Connector System	Wire-to-Wire
Sealable	Yes
Hybrid Connector	No
Primary Locking Feature	Integrated in Housing
Connector & Contact Terminates To	Wire & Cable

### Configuration Features

Blank Cavity Position	0
Connector Modification	Shrink Boot Adapter
Connector Seal Code	E Seal
Number of Positions	3

### Electrical Characteristics

Operating Voltage	250 VAC
Nominal Voltage Architecture	12 V, 24 V, 48 V

### Body Features

Cable Exit Angle	180°
------------------	------



Body Material	PA GF
Primary Product Color	Gray

### Contact Features

Contact Size	Size 16
Contact Type	Socket
Mating Pin Diameter	1.59 mm[.063 in]
Contact Current Rating (Max)	13 A

### Mechanical Attachment

Mounting Feature	Without
Terminal Position Assurance	Yes
Strain Relief	Add By Accessory
Mating Alignment Type	Polarized
Mating Alignment	With
Connector Mounting Type	Cable Mount (Free-Hanging)

### Housing Features

Centerline (Pitch)	10.01 mm[.394 in]
--------------------	-------------------

### Dimensions

Product Width	20.23 mm[.796 in]
Product Length	40.67 mm[1.601 in]
Product Height	24.6 mm[.968 in]
Accepts Wire Insulation Diameter Range	1.35 – 3.05 mm[.053 – .12 in]

### Usage Conditions

Operating Temperature (Max)	125 °C[257 °F]
Operating Temperature Range	-55 – 125 °C[-67 – 257 °F]

### Operation/Application

Circuit Application	Power & Signal
---------------------	----------------

### Industry Standards

Agency/Standard	SAE J2030
Degree of Protection	IP68, IP6K9K
UL Flammability Rating	12mm Flame Test per Standard UL-94

### Packaging Features

--	--



Packaging Quantity	900
--------------------	-----

Packaging Method	Box
------------------	-----

### Other

Serviceable	Yes
-------------	-----

Connector Position Assurance Capable	No
--------------------------------------	----

## Product Compliance

[For compliance documentation, visit the product page on TE.com>](#)

EU RoHS Directive 2011/65/EU	Compliant
------------------------------	-----------

EU ELV Directive 2000/53/EC	Compliant
-----------------------------	-----------

China RoHS 2 Directive MIIT Order No 32, 2016	No Restricted Materials Above Threshold
---	---

EU REACH Regulation (EC) No. 1907/2006	Current ECHA Candidate List: JUNE 2022 (224) Candidate List Declared Against: JAN 2022 (223) SVHC > Threshold: Not Yet Reviewed
--	--

Halogen Content	Not Low Halogen - contains Br or Cl > 900 ppm.
-----------------	--

Solder Process Capability	Not reviewed for solder process capability
---------------------------	--

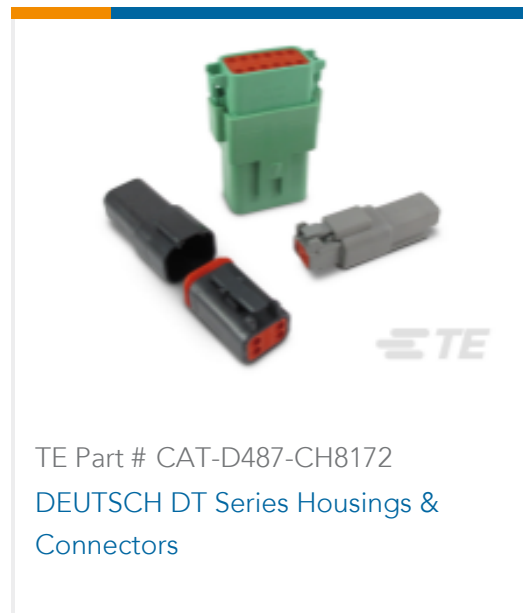
#### Product Compliance Disclaimer

This information is provided based on reasonable inquiry of our suppliers and represents our current actual knowledge based on the information they provided. This information is subject to change. The part numbers that TE has identified as EU RoHS compliant have a maximum concentration of 0.1% by weight in homogenous materials for lead, hexavalent chromium, mercury, PBB, PBDE, DBP, BBP, DEHP, DIBP, and 0.01% for cadmium, or qualify for an exemption to these limits as defined in the Annexes of Directive 2011/65/EU (RoHS2). Finished electrical and electronic equipment products will be CE marked as required by Directive 2011/65/EU. Components may not be CE marked. Additionally, the part numbers that TE has identified as EU ELV compliant have a maximum concentration of 0.1% by weight in homogenous materials for lead, hexavalent chromium, and mercury, and 0.01% for cadmium, or qualify for an exemption to these limits as defined in the Annexes of Directive 2000/53/EC (ELV). Regarding the REACH Regulation, the information TE provides on SVHC in articles for this part number is based on the latest European Chemicals Agency (ECHA) 'Guidance on requirements for substances in articles' posted at this URL: <https://echa.europa.eu/guidance-documents/guidance-on-reach>

## Compatible Parts



TE Part # CAT-D48-SP729  
DEUTSCH SEALING PLUGS



TE Part # CAT-D487-CH8172  
DEUTSCH DT Series Housings & Connectors



TE Part # CAT-D487-W416  
DEUTSCH DT WEDGELOCKS



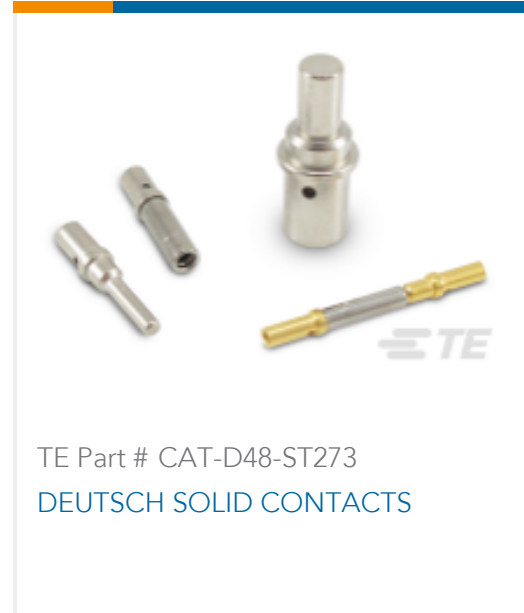
TE Part # DT-RT1  
EXT TOOL, FRONT RELEASE



TE Part # CAT-D487-H342  
DEUTSCH DT HEADERS



TE Part # CAT-D48-SFT273  
DEUTSCH STAMPED & FORMED CONTACTS



TE Part # CAT-D48-ST273  
DEUTSCH SOLID CONTACTS



TE Part # 1011-345-0305  
DUST CAP, 3P, PLG, BLK, DT

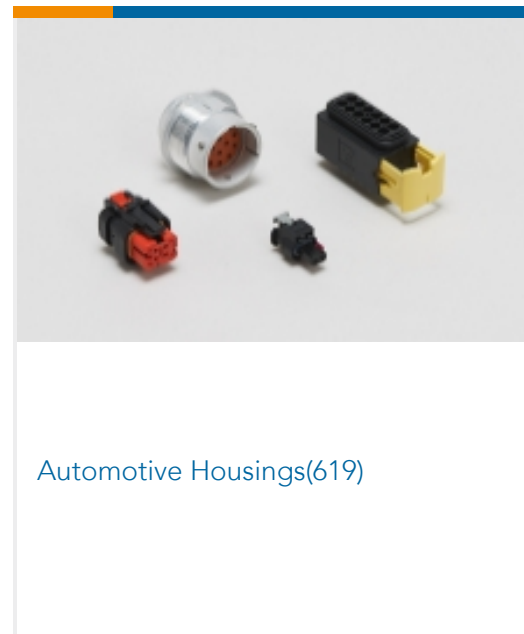
## Also in the Series | DEUTSCH DT



Automotive Connector Caps & Covers (98)



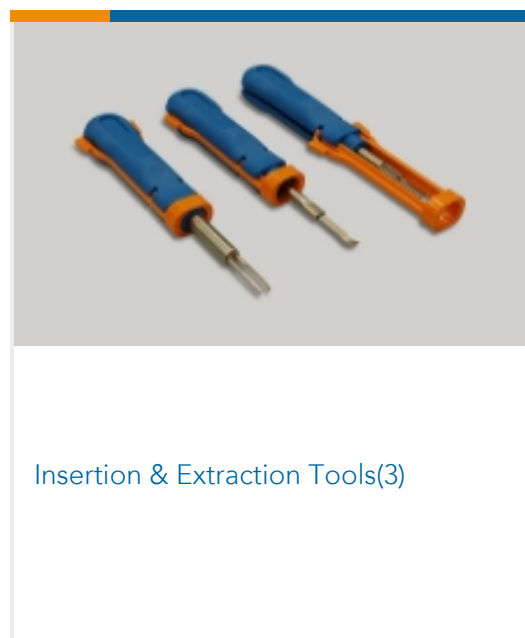
Automotive Connector Locks & Position Assurance(73)




Automotive Housings(619)



Automotive Seals & Cavity Plugs(4)



Insertion & Extraction Tools(3)



Other Automotive Connector Accessories(14)



PCB Headers & Receptacles(106)

## Customers Also Bought



TE Part #0462-005-2031  
SOC, SOLID, SIZE 20, 16-18AWG, AU



TE Part #DT06-2S-CE04  
DEUTSCH DT Series Housings & Connectors



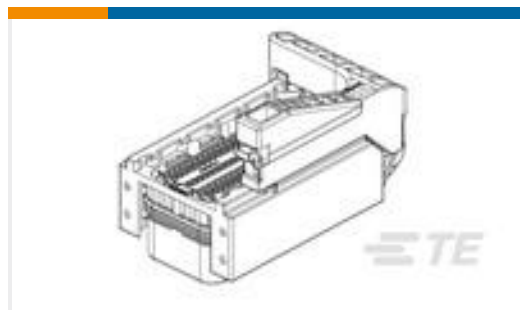
TE Part #3-1719434-1  
CIRCULAR DIN HOUSINGS



TE Part #1-962916-2  
TAB 2.8x0.8 CONTACT CS SWS Ag




TE Part #347781-1  
8 POS RADIO CONNECTOR



TE Part #1-2005475-2  
PCU SLD 105P PLUG ASSY(A-RH)



TE Part #2-142183-1  
MIC RECEP MKI



TE Part #1-1823177-1  
3POS,1.5MM SFC,REC HSG,ASSY,  
SEALED

## Documents

### Product Drawings

[PLG, 3P, GRY, E, XCAP](#)

English

### CAD Files

[3D PDF](#)

3D

Customer View Model

[ENG\\_CVM\\_CVM\\_DT06-3S-CE04\\_A.2d\\_dxf.zip](#)

English

Customer View Model

[ENG\\_CVM\\_CVM\\_DT06-3S-CE04\\_A.3d\\_igs.zip](#)

English

Customer View Model

[ENG\\_CVM\\_CVM\\_DT06-3S-CE04\\_A.3d\\_stp.zip](#)

English

By downloading the CAD file I accept and agree to the [Terms and Conditions](#) of use.

### Datasheets & Catalog Pages

[ICT Terminals and Connectors Catalogue](#)

English

[CONNECTOR SELECTOR](#)

English

### Product Specifications

[Application Specification](#)

English

### Product Environmental Compliance

[Product Compliance](#)

English

[Product Compliance](#)

English

### Agency Approvals

[UL Report](#)



English