

DRC26-40SA-L011 ✓ ACTIVE

DEUTSCH | DEUTSCH DRC

TE Internal #: DRC26-40SA-L011

Housing for Female Terminals, Wire-to-Wire, 40 Position, .174 in [4.42 mm] Centerline, Sealable, Black, Wire & Cable, Signal, DEUTSCH DRC

[View on TE.com >](#)



Connectors > Automotive Connectors > Connector Housings > DEUTSCH DRC HOUSINGS



Connector & Housing Type: **Housing for Female Terminals**

Mating Pin Diameter: **1.02 mm [.04 in]**

Connector System: **Wire-to-Wire**

Number of Positions: **40**

Centerline (Pitch): **4.42 mm [.174 in]**

[All DEUTSCH DRC HOUSINGS \(112\)](#)

Features

Product Type Features

Connector & Housing Shape	Rectangular
Connector & Housing Type	Housing for Female Terminals
Connector System	Wire-to-Wire
Sealable	Yes
Hybrid Connector	No
Primary Locking Feature	Contact Retainer
Connector & Contact Terminates To	Wire & Cable

Configuration Features

Connector Modification	Wire Router
Number of Positions	40
Number of Rows	4

Electrical Characteristics

Operating Voltage	250 VAC
Nominal Voltage Architecture	24 V, 48 V

Body Features

Cable Exit Angle	180°
Body Material	PA GF



Primary Product Color	Black
-----------------------	-------

Connector Code	A
----------------	---

Contact Features

Contact Size	Size 20
--------------	---------

Contact Type	Socket
--------------	--------

Mating Pin Diameter	1.02 mm[.04 in]
---------------------	-----------------

Contact Current Rating (Max)	7.5 A
------------------------------	-------

Mechanical Attachment

Mounting Feature	Without
------------------	---------

Terminal Position Assurance	No
-----------------------------	----

Strain Relief	With
---------------	------

Mating Alignment Type	Keyed
-----------------------	-------

Mating Alignment	With
------------------	------

Connector Mounting Type	Cable Mount (Free-Hanging)
-------------------------	----------------------------

Housing Features

Centerline (Pitch)	4.42 mm[.174 in]
--------------------	------------------

Dimensions

Product Width	70.36 mm[2.77 in]
---------------	-------------------

Product Length	27.94 mm[1.1 in]
----------------	------------------

Product Height	36.45 mm[1.435 in]
----------------	--------------------

Row-to-Row Spacing	4.42 mm[.174 in]
--------------------	------------------

Accepts Wire Insulation Diameter Range	1.02 – 2.41 mm[.04 – .095 in]
--	-------------------------------

Usage Conditions

Operating Temperature (Max)	125 °C[257 °F]
-----------------------------	----------------

Operating Temperature Range	-55 – 125 °C[-67 – 257 °F]
-----------------------------	----------------------------

Operation/Application

Circuit Application	Signal
---------------------	--------

Industry Standards

Agency/Standard	SAE J2030
-----------------	-----------

Degree of Protection	Not Tested
----------------------	------------

UL Flammability Rating	20mm Flame Test per Standard UL-94
------------------------	------------------------------------



Packaging Features

Packaging Quantity	125
Packaging Method	Box

Other

Serviceable	Yes
Connector Position Assurance Capable	No

Product Compliance

[For compliance documentation, visit the product page on TE.com>](#)

EU RoHS Directive 2011/65/EU	Compliant
EU ELV Directive 2000/53/EC	Compliant
China RoHS 2 Directive MIIT Order No 32, 2016	No Restricted Materials Above Threshold
EU REACH Regulation (EC) No. 1907/2006	Current ECHA Candidate List: JUNE 2022 (224) Candidate List Declared Against: JAN 2022 (223) SVHC > Threshold: Octamethylcyclotetrasiloxane (D4) (.4% in Component Part) Article Safe Usage Statements: Wash thoroughly after handling. Recycle if possible and dispose of the article by following all applicable governmental regulations relevant to your geographic location.
Halogen Content	Not Low Halogen - contains Br or Cl > 900 ppm.
Solder Process Capability	Not reviewed for solder process capability

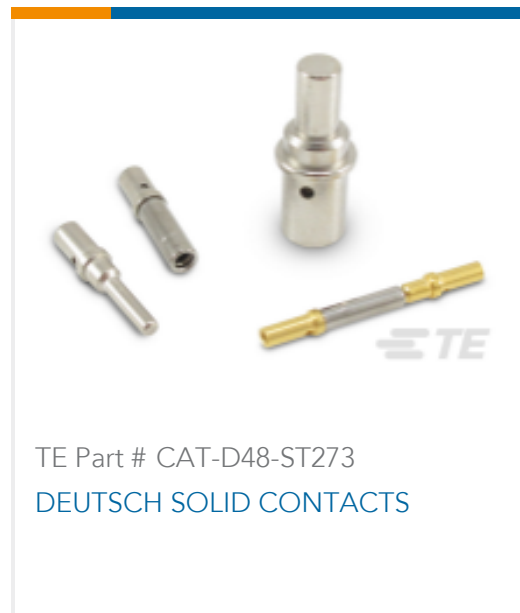
Product Compliance Disclaimer

This information is provided based on reasonable inquiry of our suppliers and represents our current actual knowledge based on the information they provided. This information is subject to change. The part numbers that TE has identified as EU RoHS compliant have a maximum concentration of 0.1% by weight in homogenous materials for lead, hexavalent chromium, mercury, PBB, PBDE, DBP, BBP, DEHP, DIBP, and 0.01% for cadmium, or qualify for an exemption to these limits as defined in the Annexes of Directive 2011/65/EU (RoHS2). Finished electrical and electronic equipment products will be CE marked as required by Directive 2011/65/EU. Components may not be CE marked. Additionally, the part numbers that TE has identified as EU ELV compliant have a maximum concentration of 0.1% by weight in homogenous materials for lead, hexavalent chromium, and mercury, and 0.01% for cadmium, or qualify for an exemption to these limits as defined in the Annexes of Directive 2000/53/EC (ELV). Regarding the REACH Regulation, the information TE provides on SVHC in articles for this part number is based on the latest European Chemicals Agency (ECHA) 'Guidance on requirements for substances in articles' posted at this URL: <https://echa.europa.eu/guidance-documents/guidance-on-reach>

Compatible Parts



TE Part # DRC22-40PA
40P RECP ASM



TE Part # CAT-D48-ST273
DEUTSCH SOLID CONTACTS



TE Part # 0411-240-2005
EXT TOOL, SIZE 20, 16-22 AWG, N, RED



TE Part # CAT-D799-H342
DEUTSCH DRC HEADERS



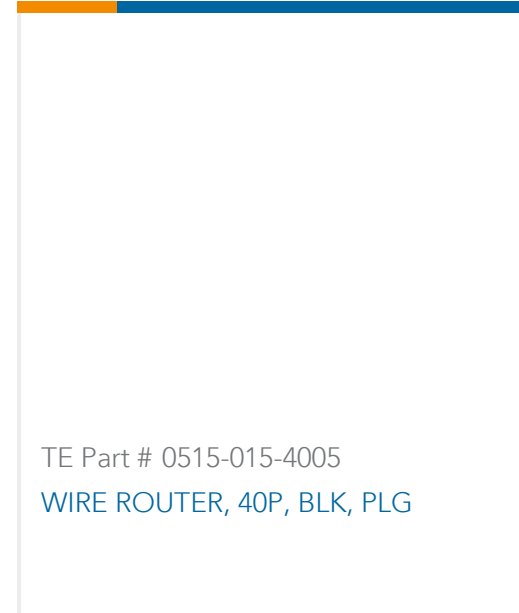
TE Part # CAT-D48-SP729
DEUTSCH SEALING PLUGS



TE Part # CAT-D48-SFT273
DEUTSCH STAMPED & FORMED CONTACTS



TE Part # DRC26-40BT
BOOT, 40P, 20SZ, PLG/REC, ST, BLK



TE Part # 0515-015-4005
WIRE ROUTER, 40P, BLK, PLG

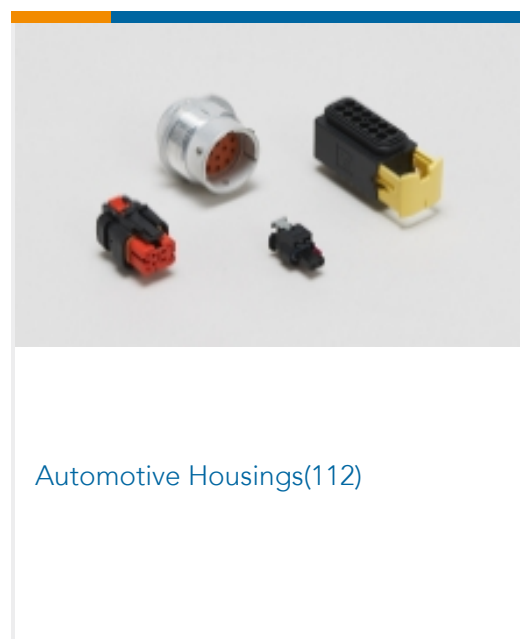


TE Part # 0515-012-4005
PROTECT CVR, 40P, PLG, WHT, DRC20

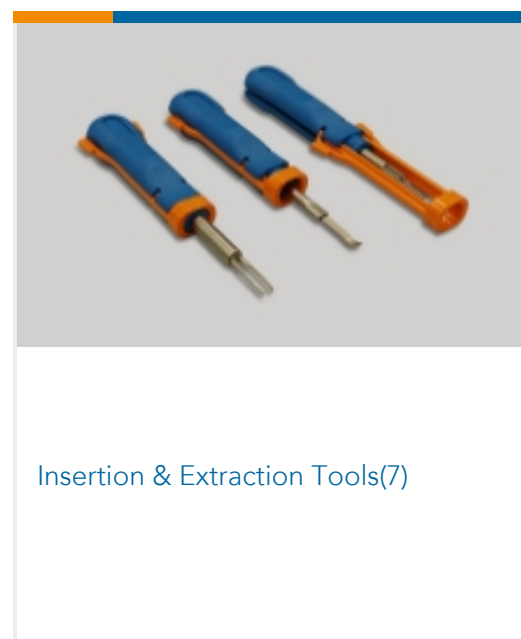
Also in the Series | **DEUTSCH DRC**



Automotive Connector Caps & Covers (9)



Automotive Housings(112)



Insertion & Extraction Tools(7)



PCB Headers & Receptacles(41)

Customers Also Bought



TE Part #HD34-24-19PN-059
DEUTSCH HD30 HOUSINGS



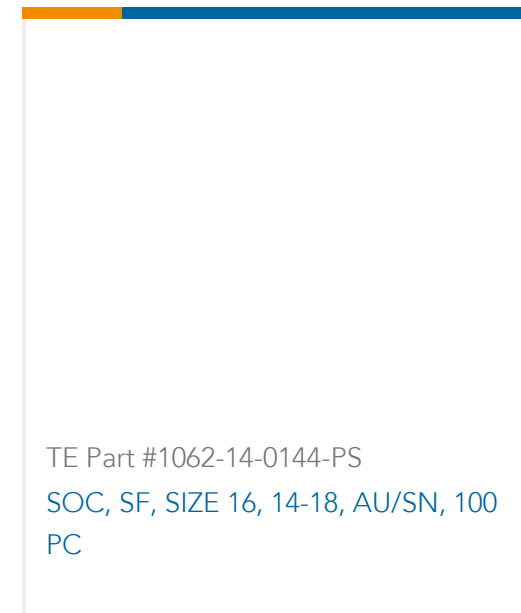
TE Part #DRB16-48SBE-L018
PLG, 48P, BLK, E, CAP, B



TE Part #DRC16-70SAE-P013
PLG, 70P, BLK, E, SEAL BOND, A



TE Part #1011-365-0205
DT BACKSHELL 180deg, 2way plug strain re



Documents

CAD Files

[3D PDF](#)

3D

Customer View Model

[ENG_CVM_CVM_DRC26-40SA-L011_A_c-drc26-40sa-l011-a.2d_dxf.zip](#)

English

Customer View Model

[ENG_CVM_CVM_DRC26-40SA-L011_A_c-drc26-40sa-l011-a.3d_igs.zip](#)

English

Customer View Model

[ENG_CVM_CVM_DRC26-40SA-L011_A_c-drc26-40sa-l011-a.3d_stp.zip](#)

English

By downloading the CAD file I accept and agree to the [Terms and Conditions](#) of use.

Datasheets & Catalog Pages

[ICT Terminals and Connectors Catalogue](#)

English

Product Specifications

[Product Specification](#)

English

Product Environmental Compliance

[Product Compliance](#)

English

[Product Compliance](#)

English

Agency Approvals

[UL Report](#)

English