



DEUTSCH | DEUTSCH DT

TE Internal #: DT04-2P-E003

Housing for Male Terminals, Wire-to-Wire, 2 Position, .215 in [5.46 mm] Centerline, Sealable, Gray, Wire & Cable, Power & Signal, DEUTSCH DT

[View on TE.com >](#)

Connectors > Automotive Connectors > Connector Housings > DEUTSCH DT Series Housings & Connectors



Connector & Housing Type: **Housing for Male Terminals**

Mating Pin Diameter: **1.59 mm [.063 in]**

Connector System: **Wire-to-Wire**

Number of Positions: **2**

Centerline (Pitch): **5.46 mm [.215 in]**

[All DEUTSCH DT Series Housings & Connectors \(461\)](#)

Features

Product Type Features

Connector & Housing Shape	Rectangular
Connector & Housing Type	Housing for Male Terminals
Connector System	Wire-to-Wire
Sealable	Yes
Hybrid Connector	No
Primary Locking Feature	Integrated in Housing
Connector & Contact Terminates To	Wire & Cable

Configuration Features

Blank Cavity Position	0
Connector Modification	End Cap
Number of Positions	2
Number of Rows	1

Electrical Characteristics

Operating Voltage	250 VAC
Nominal Voltage Architecture	12 V, 24 V, 48 V

Body Features

Cable Exit Angle	180°
------------------	------



Body Material	PA GF
---------------	-------

Primary Product Color	Gray
-----------------------	------

Contact Features

Contact Size	Size 16
--------------	---------

Contact Type	Pin
--------------	-----

Mating Pin Diameter	1.59 mm [.063 in]
---------------------	-------------------

Contact Current Rating (Max)	13 A
------------------------------	------

Mechanical Attachment

Mounting Feature	With
------------------	------

Terminal Position Assurance	Yes
-----------------------------	-----

Strain Relief	Add By Accessory
---------------	------------------

Mating Alignment Type	Polarized
-----------------------	-----------

Mating Alignment	With
------------------	------

Connector Mounting Type	Cable Mount (Free-Hanging)
-------------------------	----------------------------

Housing Features

Centerline (Pitch)	5.46 mm [.215 in]
--------------------	-------------------

Dimensions

Product Width	17.15 mm [.675 in]
---------------	--------------------

Product Length	46.18 mm [1.818 in]
----------------	---------------------

Product Height	17.02 mm [.67 in]
----------------	-------------------

Accepts Wire Insulation Diameter Range	2.23 – 3.68 mm [.088 – .145 in]
--	---------------------------------

Usage Conditions

Operating Temperature (Max)	125 °C [257 °F]
-----------------------------	-----------------

Operating Temperature Range	-55 – 125 °C [-67 – 257 °F]
-----------------------------	-----------------------------

Operation/Application

Circuit Application	Power & Signal
---------------------	----------------

Industry Standards

Agency/Standard	SAE J2030
-----------------	-----------

Degree of Protection	IP68, IP6K9K
----------------------	--------------

UL Flammability Rating	12mm Flame Test per Standard UL-94
------------------------	------------------------------------

Packaging Features



Packaging Quantity	950
Packaging Method	Box

Other

Serviceable	Yes
Connector Position Assurance Capable	No

Product Compliance

[For compliance documentation, visit the product page on TE.com>](#)

EU RoHS Directive 2011/65/EU	Compliant
EU ELV Directive 2000/53/EC	Compliant
China RoHS 2 Directive MIIT Order No 32, 2016	No Restricted Materials Above Threshold
EU REACH Regulation (EC) No. 1907/2006	Current ECHA Candidate List: JUNE 2022 (224) Candidate List Declared Against: JAN 2022 (223) SVHC > Threshold: Not Yet Reviewed
Halogen Content	Not Low Halogen - contains Br or Cl > 900 ppm.
Solder Process Capability	Not reviewed for solder process capability

Product Compliance Disclaimer

This information is provided based on reasonable inquiry of our suppliers and represents our current actual knowledge based on the information they provided. This information is subject to change. The part numbers that TE has identified as EU RoHS compliant have a maximum concentration of 0.1% by weight in homogenous materials for lead, hexavalent chromium, mercury, PBB, PBDE, DBP, BBP, DEHP, DIBP, and 0.01% for cadmium, or qualify for an exemption to these limits as defined in the Annexes of Directive 2011/65/EU (RoHS2). Finished electrical and electronic equipment products will be CE marked as required by Directive 2011/65/EU. Components may not be CE marked. Additionally, the part numbers that TE has identified as EU ELV compliant have a maximum concentration of 0.1% by weight in homogenous materials for lead, hexavalent chromium, and mercury, and 0.01% for cadmium, or qualify for an exemption to these limits as defined in the Annexes of Directive 2000/53/EC (ELV). Regarding the REACH Regulation, the information TE provides on SVHC in articles for this part number is based on the latest European Chemicals Agency (ECHA) 'Guidance on requirements for substances in articles' posted at this URL: <https://echa.europa.eu/guidance-documents/guidance-on-reach>

Compatible Parts





TE Part # CAT-D48-SP729
DEUTSCH SEALING PLUGS



TE Part # CAT-D487-M8649
DEUTSCH DT MOUNTING CLIPS



TE Part # CAT-D487-W416
DEUTSCH DT WEDGELOCKS



TE Part # CAT-D48-ST273
DEUTSCH SOLID CONTACTS



TE Part # CAT-D487-CH8172
DEUTSCH DT Series Housings & Connectors



TE Part # DT-RT1
EXT TOOL, FRONT RELEASE



TE Part # 1924487-2
MOUNTING CLIP, AMPSEAL 16



TE Part # CAT-D48-SFT273
DEUTSCH STAMPED & FORMED CONTACTS


Also in the Series | DEUTSCH DT



Automotive Connector Caps & Covers (98)




Automotive Connector Locks & Position Assurance(73)




Automotive Housings(619)



Automotive Seals & Cavity Plugs(4)



Insertion & Extraction Tools(3)



Other Automotive Connector Accessories(14)



PCB Headers & Receptacles(106)

Customers Also Bought



TE Part #DT04-6P-E003
DEUTSCH DT Series Housings & Connectors



TE Part #776427-2
AS 16, 2P PLUG ASSY, KEY 2



TE Part #W2P
WEDGE LOCK, 2P, REC, GRN, DT



TE Part #HDP26-24-9PN
PLG, 9P, BLK, N, 4/8/12, P



Documents

Product Drawings

[REC, 2P, GRY, N, CAP](#)

English

CAD Files

[3D PDF](#)

3D

Customer View Model

[ENG_CVM_CVM_DT04-2P-E003_A.2d_dxf.zip](#)

English

Customer View Model

[ENG_CVM_CVM_DT04-2P-E003_A.3d_igs.zip](#)

English

Customer View Model

[ENG_CVM_CVM_DT04-2P-E003_A.3d_stp.zip](#)

English

By downloading the CAD file I accept and agree to the [Terms and Conditions](#) of use.

Datasheets & Catalog Pages

[ICT Terminals and Connectors Catalogue](#)

English

[CONNECTOR SELECTOR](#)

English

Product Specifications

[Application Specification](#)

English

Product Environmental Compliance

[Product Compliance](#)

English

[Product Compliance](#)

English

Agency Approvals

[UL Report](#)



English