

499001

✓ ACTIVE

DEUTSCH | DEUTSCH DT, DEUTSCH DTM

TE Internal #: DTM06-2S-E007

Housing for Female Terminals, Wire-to-Wire, 2 Position, .165 in [4.19 mm] Centerline, Sealable, Gray, Wire & Cable, Power & Signal, Hybrid

[View on TE.com >](#)



Connectors > Automotive Connectors > Connector Housings > DEUTSCH DTM HOUSINGS



Connector & Housing Type: **Housing for Female Terminals**

Mating Pin Diameter: **1.02 mm [ .04 in ]**

Connector System: **Wire-to-Wire**

Number of Positions: **2**

Centerline (Pitch): **4.19 mm [ .165 in ]**

[All DEUTSCH DTM HOUSINGS \(95\)](#)

## Features

### Product Type Features

Connector & Housing Shape	Rectangular
Connector & Housing Type	Housing for Female Terminals
Connector System	Wire-to-Wire
Sealable	Yes
Hybrid Connector	No
Primary Locking Feature	Integrated in Housing
Connector & Contact Terminates To	Wire & Cable

### Configuration Features

Blank Cavity Position	0
Connector Modification	Shrink Boot Adapter
Number of Positions	2
Number of Rows	1

### Electrical Characteristics

Operating Voltage	250 VAC
Nominal Voltage Architecture	12 V, 24 V, 48 V

### Body Features



Cable Exit Angle	180°
Body Material	PA GF
Primary Product Color	Gray

#### Contact Features

Contact Size	Size 20
Contact Type	Socket
Mating Pin Diameter	1.02 mm[.04 in]
Contact Current Rating (Max)	7.5 A

#### Mechanical Attachment

Mounting Feature	Without
Terminal Position Assurance	Yes
Strain Relief	Add By Accessory
Mating Alignment Type	Polarization Slot
Mating Alignment	With
Connector Mounting Type	Cable Mount (Free-Hanging)

#### Housing Features

Centerline (Pitch)	4.19 mm[.165 in]
--------------------	------------------

#### Dimensions

Product Width	14.45 mm[.569 in]
Product Length	37.34 mm[1.47 in]
Product Height	12.9 mm[.508 in]
Accepts Wire Insulation Diameter Range	1.35 – 3.05 mm[.053 – .12 in]

#### Usage Conditions

Operating Temperature (Max)	125 °C[257 °F]
Operating Temperature Range	-55 – 125 °C[-67 – 257 °F]

#### Operation/Application

Circuit Application	Power & Signal
---------------------	----------------

#### Industry Standards

Agency/Standard	SAE J2030
Degree of Protection	IP68, IP6K9K
UL Flammability Rating	20mm Flame Test per Standard UL-94

#### Packaging Features



Packaging Quantity	2000
--------------------	------

Packaging Method	Box
------------------	-----

### Other

Serviceable	Yes
-------------	-----

Connector Position Assurance Capable	No
--------------------------------------	----

## Product Compliance

[For compliance documentation, visit the product page on TE.com>](#)

EU RoHS Directive 2011/65/EU	Compliant
------------------------------	-----------

EU ELV Directive 2000/53/EC	Compliant
-----------------------------	-----------

China RoHS 2 Directive MIIT Order No 32, 2016	No Restricted Materials Above Threshold
---	---

EU REACH Regulation (EC) No. 1907/2006	Current ECHA Candidate List: JUNE 2022 (224) Candidate List Declared Against: JUNE 2022 (224) Does not contain REACH SVHC
--	---

Halogen Content	Not Low Halogen - contains Br or Cl > 900 ppm.
-----------------	--

Solder Process Capability	Not reviewed for solder process capability
---------------------------	--

#### Product Compliance Disclaimer

This information is provided based on reasonable inquiry of our suppliers and represents our current actual knowledge based on the information they provided. This information is subject to change. The part numbers that TE has identified as EU RoHS compliant have a maximum concentration of 0.1% by weight in homogenous materials for lead, hexavalent chromium, mercury, PBB, PBDE, DBP, BBP, DEHP, DIBP, and 0.01% for cadmium, or qualify for an exemption to these limits as defined in the Annexes of Directive 2011/65/EU (RoHS2). Finished electrical and electronic equipment products will be CE marked as required by Directive 2011/65/EU. Components may not be CE marked. Additionally, the part numbers that TE has identified as EU ELV compliant have a maximum concentration of 0.1% by weight in homogenous materials for lead, hexavalent chromium, and mercury, and 0.01% for cadmium, or qualify for an exemption to these limits as defined in the Annexes of Directive 2000/53/EC (ELV). Regarding the REACH Regulation, the information TE provides on SVHC in articles for this part number is based on the latest European Chemicals Agency (ECHA) 'Guidance on requirements for substances in articles' posted at this URL: <https://echa.europa.eu/guidance-documents/guidance-on-reach>

## Compatible Parts



TE Part # CAT-D485-W416  
DEUTSCH DTM WEDGELOCKS



TE Part # CAT-D485-CH8172  
DEUTSCH DTM HOUSINGS



TE Part # DT-RT1  
EXT TOOL, FRONT RELEASE



TE Part # CAT-D48-SP729  
DEUTSCH SEALING PLUGS



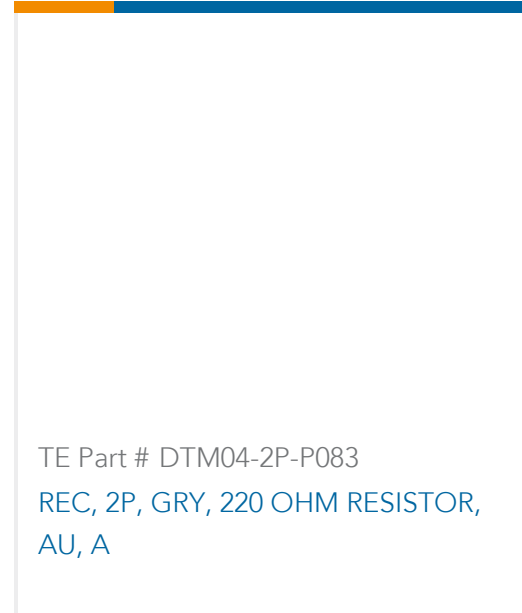
TE Part # CAT-D48-ST273  
DEUTSCH SOLID CONTACTS



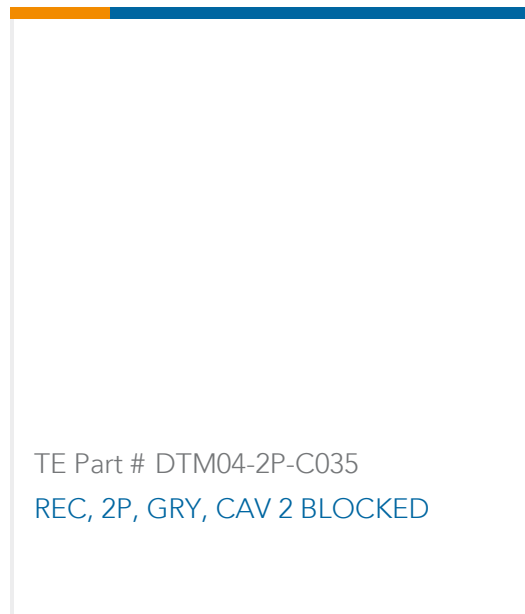
TE Part # CAT-D48-SFT273  
DEUTSCH STAMPED & FORMED CONTACTS



TE Part # 1028-041-0205  
BKSHL, 2P, BLK, PLG, ST, NW 8.5



TE Part # DTM04-2P-P083  
REC, 2P, GRY, 220 OHM RESISTOR, AU, A

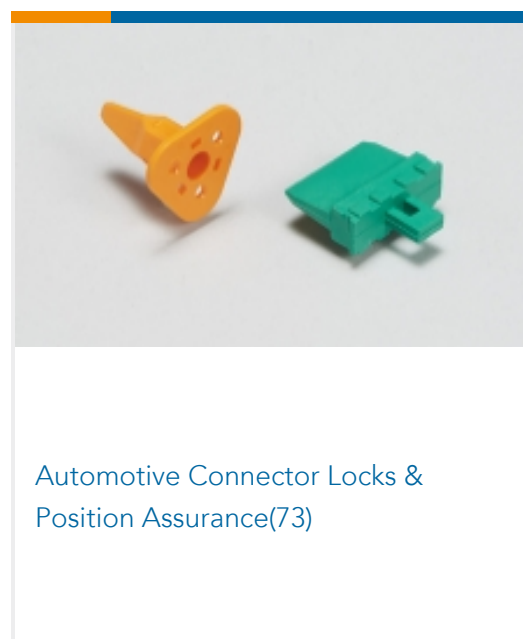


TE Part # DTM04-2P-C035  
REC, 2P, GRY, CAV 2 BLOCKED

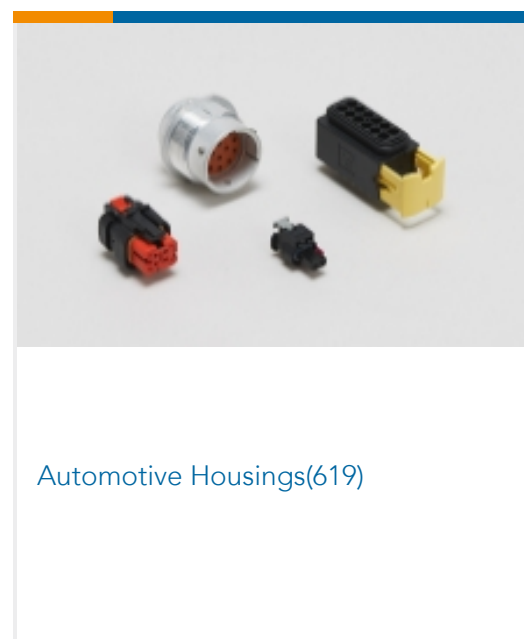
Also in the Series | **DEUTSCH DT**



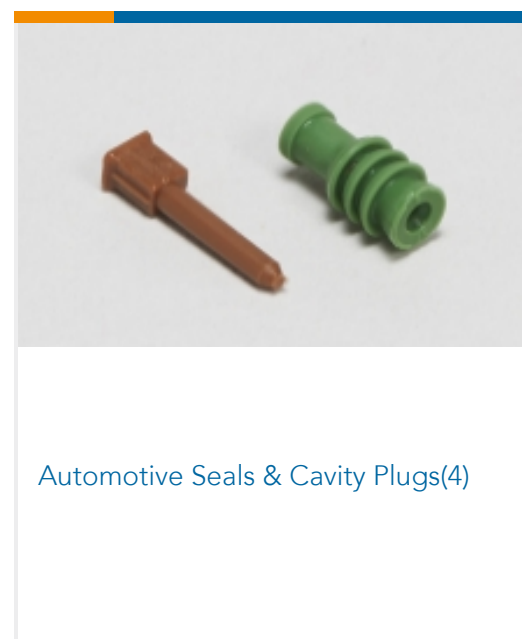
Automotive Connector Caps & Covers  
(98)



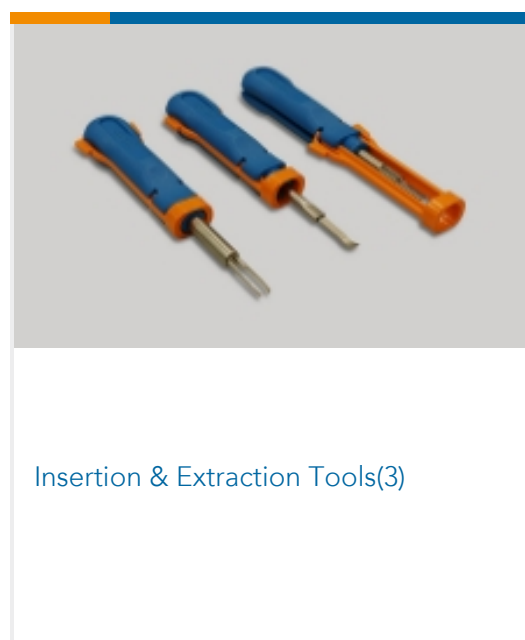
Automotive Connector Locks & Position Assurance(73)




Automotive Housings(619)



Automotive Seals & Cavity Plugs(4)



Insertion & Extraction Tools(3)



Other Automotive Connector Accessories(14)




PCB Headers & Receptacles(106)

Also in the Series | **DEUTSCH DTM**





Automotive Connector Caps &amp; Covers (34)




Automotive Connector Locks &amp; Position Assurance (17)



Automotive Housings (98)

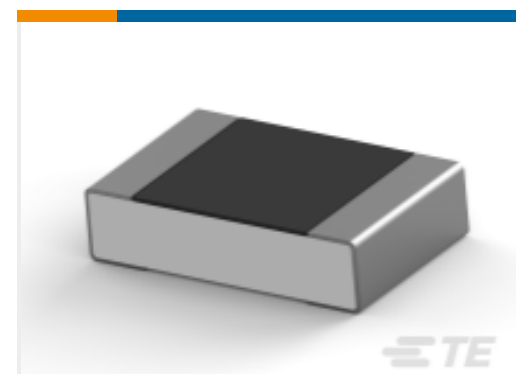
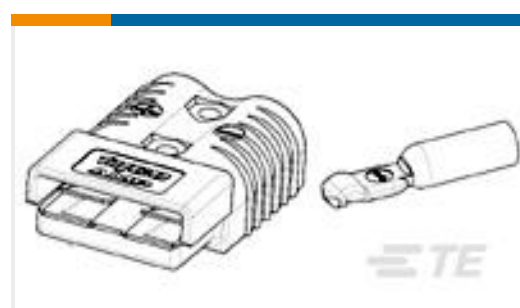
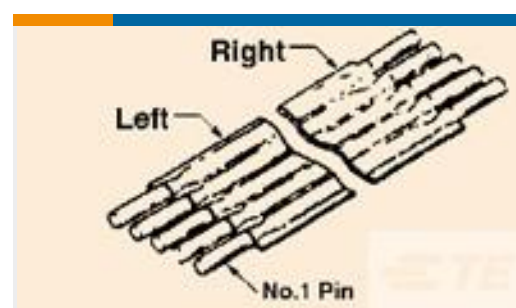


Insertion &amp; Extraction Tools (2)



PCB Headers &amp; Receptacles (42)

## Customers Also Bought

TE Part #DTM04-2P  
DEUTSCH DTM HOUSINGSTE Part #DT04-08PB-CE01  
REC, 8P, BLK, E, CAP, BTE Part #T4061310003-001  
M8 CABLE ST FEMALE 0.5M 3POS  
PVC CABLETE Part #2-2176380-8  
RQ 0805 2K21 0.1% 10PPM 5K RLTE Part #3-1534903-2  
60POS MIXED MQS REC SEALED  
COD 2-3-6-7TE Part #1604044-3  
KIT, 175A, 4 AWG, REDTE Part #6474462-1  
P20P3.70E-ITE Part #T4171010004-002  
M12, REAR MOUNTING, MALE, A, 4P, 0.5  
M WIRE

## Documents

### Product Drawings

PLG, 2P, GRY, N, XCAP

English

### CAD Files

Customer View Model

[ENG\\_CVM\\_CVM\\_DTM06-2S-E007\\_99.2d\\_dxf.zip](#)

English

3D PDF



3D

**Customer View Model**

[ENG\\_CVM\\_CVM\\_DTM06-2S-E007\\_99.3d\\_igs.zip](#)

English

**Customer View Model**

[ENG\\_CVM\\_CVM\\_DTM06-2S-E007\\_99.3d\\_stp.zip](#)

English

By downloading the CAD file I accept and agree to the [Terms and Conditions](#) of use.

---

**Datasheets & Catalog Pages**

[ICT Terminals and Connectors Catalogue](#)

English

[CONNECTOR SELECTOR](#)

English

---

**Product Specifications**

[Application Specification](#)

English

---

**Product Environmental Compliance**

[Product Compliance](#)

English

[Product Compliance](#)

English

---

**Agency Approvals**

[UL Report](#)

English