

# DTM06-12SB ✓ ACTIVE

DEUTSCH | DEUTSCH DT, DEUTSCH DTM

TE Internal #: DTM06-12SB

Housing for Female Terminals, Wire-to-Wire, 12 Position, .165 in [4.19 mm] Centerline, Sealable, Black, Wire & Cable, Power & Signal, Hybrid

[View on TE.com >](#)



Connectors > Automotive Connectors > Connector Housings > DEUTSCH DTM HOUSINGS



Connector & Housing Type: **Housing for Female Terminals**

Mating Pin Diameter: **1.02 mm [ .04 in ]**

Connector System: **Wire-to-Wire**

Number of Positions: **12**

Centerline (Pitch): **4.19 mm [ .165 in ]**

[All DEUTSCH DTM HOUSINGS \(95\)](#)

## Features

### Product Type Features

Connector & Housing Shape	Rectangular
Connector & Housing Type	Housing for Female Terminals
Connector System	Wire-to-Wire
Sealable	Yes
Hybrid Connector	No
Primary Locking Feature	Integrated in Housing
Connector & Contact Terminates To	Wire & Cable

### Configuration Features

Blank Cavity Position	0
Number of Positions	12
Number of Rows	2

### Electrical Characteristics

Operating Voltage	250 VAC
Nominal Voltage Architecture	12 V, 24 V, 48 V

### Body Features

Cable Exit Angle	180°
------------------	------



Body Material	PA GF
---------------	-------

Primary Product Color	Black
-----------------------	-------

Connector Code	B
----------------	---

### Contact Features

Contact Size	Size 20
--------------	---------

Contact Type	Socket
--------------	--------

Mating Pin Diameter	1.02 mm[.04 in]
---------------------	-----------------

Contact Current Rating (Max)	7.5 A
------------------------------	-------

### Mechanical Attachment

Mounting Feature	Without
------------------	---------

Terminal Position Assurance	Yes
-----------------------------	-----

Strain Relief	Add By Accessory
---------------	------------------

Mating Alignment Type	Keyed
-----------------------	-------

Mating Alignment	With
------------------	------

Connector Mounting Type	Cable Mount (Free-Hanging)
-------------------------	----------------------------

### Housing Features

Centerline (Pitch)	4.19 mm[.165 in]
--------------------	------------------

### Dimensions

Product Width	15.24 mm[.6 in]
---------------	-----------------

Product Length	30.1 mm[1.185 in]
----------------	-------------------

Product Height	40.01 mm[1.575 in]
----------------	--------------------

Row-to-Row Spacing	7.11 mm[.28 in]
--------------------	-----------------

Accepts Wire Insulation Diameter Range	1.35 – 3.05 mm[.053 – .12 in]
--	-------------------------------

### Usage Conditions

Operating Temperature (Max)	125 °C[257 °F]
-----------------------------	----------------

Operating Temperature Range	-55 – 125 °C[-67 – 257 °F]
-----------------------------	----------------------------

### Operation/Application

Circuit Application	Power & Signal
---------------------	----------------

### Industry Standards

Agency/Standard	SAE J2030
-----------------	-----------

Degree of Protection	IP68, IP6K9K
----------------------	--------------

UL Flammability Rating	20mm Flame Test per Standard UL-94
------------------------	------------------------------------



### Packaging Features

Packaging Quantity	600
Packaging Method	Box

### Other

Serviceable	Yes
Connector Position Assurance Capable	No

### Product Compliance

[For compliance documentation, visit the product page on TE.com>](#)

EU RoHS Directive 2011/65/EU	Compliant
EU ELV Directive 2000/53/EC	Compliant
China RoHS 2 Directive MIIT Order No 32, 2016	No Restricted Materials Above Threshold
EU REACH Regulation (EC) No. 1907/2006	Current ECHA Candidate List: JUNE 2022 (224) Candidate List Declared Against: JAN 2022 (223) SVHC > Threshold: Not Yet Reviewed
Halogen Content	Not Low Halogen - contains Br or Cl > 900 ppm.
Solder Process Capability	Not reviewed for solder process capability

#### Product Compliance Disclaimer

This information is provided based on reasonable inquiry of our suppliers and represents our current actual knowledge based on the information they provided. This information is subject to change. The part numbers that TE has identified as EU RoHS compliant have a maximum concentration of 0.1% by weight in homogenous materials for lead, hexavalent chromium, mercury, PBB, PBDE, DBP, BBP, DEHP, DIBP, and 0.01% for cadmium, or qualify for an exemption to these limits as defined in the Annexes of Directive 2011/65/EU (RoHS2). Finished electrical and electronic equipment products will be CE marked as required by Directive 2011/65/EU. Components may not be CE marked. Additionally, the part numbers that TE has identified as EU ELV compliant have a maximum concentration of 0.1% by weight in homogenous materials for lead, hexavalent chromium, and mercury, and 0.01% for cadmium, or qualify for an exemption to these limits as defined in the Annexes of Directive 2000/53/EC (ELV). Regarding the REACH Regulation, the information TE provides on SVHC in articles for this part number is based on the latest European Chemicals Agency (ECHA) 'Guidance on requirements for substances in articles' posted at this URL: <https://echa.europa.eu/guidance-documents/guidance-on-reach>

### Compatible Parts



TE Part # CAT-D485-CH8172  
DEUTSCH DTM HOUSINGS



TE Part # DT-RT1  
EXT TOOL, FRONT RELEASE



TE Part # CAT-D485-H342  
DEUTSCH DTM HEADERS



TE Part # CAT-D48-SP729  
DEUTSCH SEALING PLUGS



TE Part # 1028-015-1205  
BKSHL, 12P, BLK, PLG, ST, NW 13/17



TE Part # CAT-D485-EN17  
DEUTSCH PCB ENCLOSURES



TE Part # CAT-D485-W416  
DEUTSCH DTM WEDGELOCKS



TE Part # CAT-D48-ST273  
DEUTSCH SOLID CONTACTS



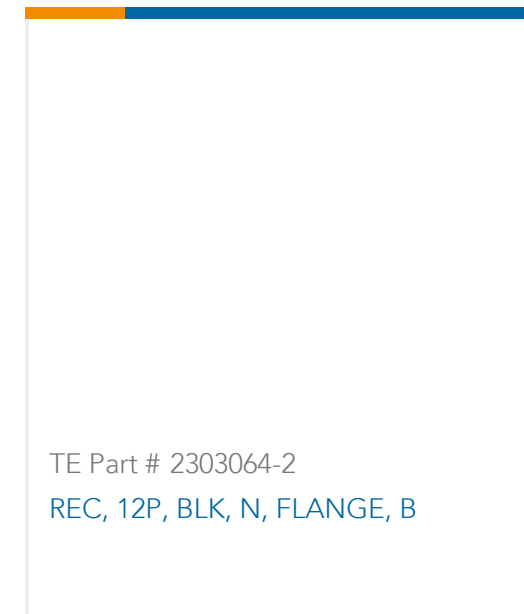
TE Part # CAT-D48-SFT273  
DEUTSCH STAMPED & FORMED CONTACTS



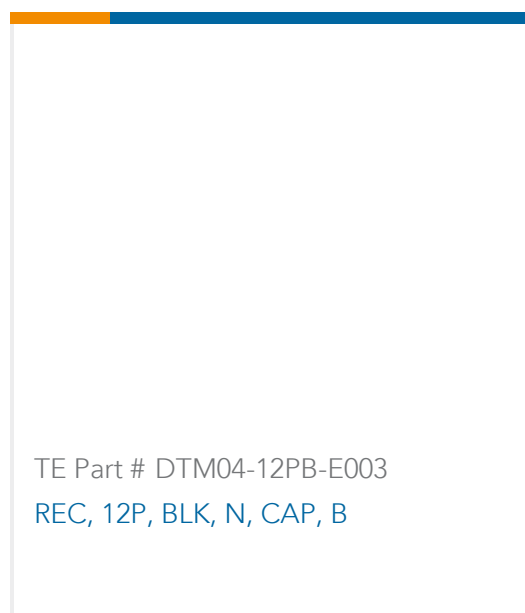
TE Part # DTM12S-BT-BK  
BOOT, 12P, PLG, ST, BLK



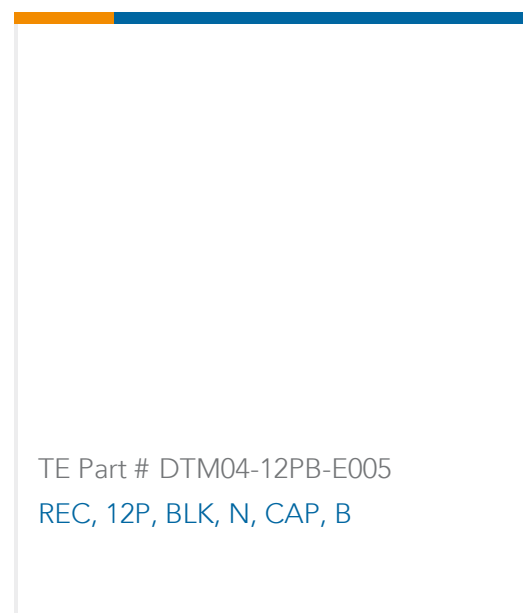
TE Part # DTM12S-BT  
BOOT, 12P, PLG, ST, GRY



TE Part # 2303064-2  
REC, 12P, BLK, N, FLANGE, B

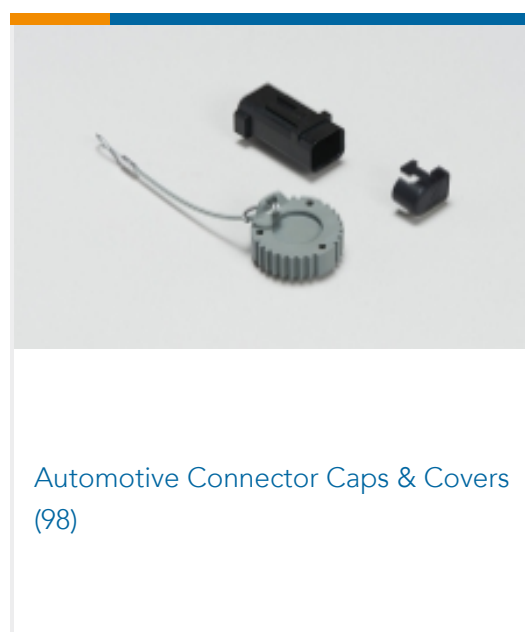


TE Part # DTM04-12PB-E003  
REC, 12P, BLK, N, CAP, B



TE Part # DTM04-12PB-E005  
REC, 12P, BLK, N, CAP, B

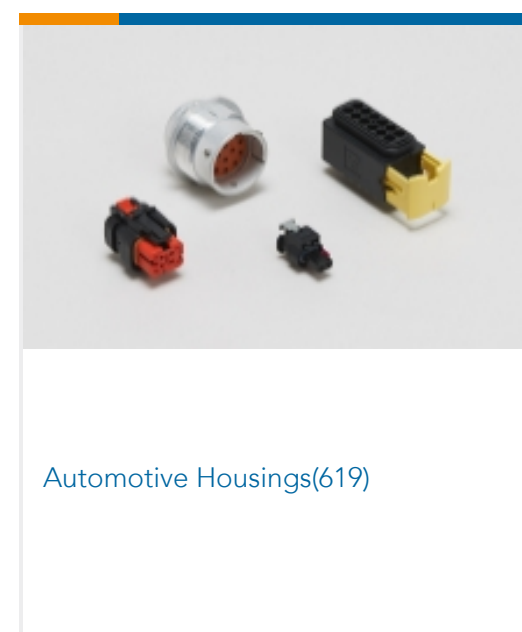
## Also in the Series | DEUTSCH DT



Automotive Connector Caps & Covers  
(98)



Automotive Connector Locks &  
Position Assurance(73)



Automotive Housings(619)




Automotive Seals & Cavity Plugs(4)



Insertion & Extraction Tools(3)



Other Automotive Connector Accessories(14)




PCB Headers & Receptacles(106)


## Also in the Series | DEUTSCH DTM



Automotive Connector Caps & Covers (34)




Automotive Connector Locks & Position Assurance(17)



Automotive Housings(98)



Insertion & Extraction Tools(2)



PCB Headers & Receptacles(42)

## Customers Also Bought



TE Part #DTM06-08SA  
DEUTSCH DTM HOUSINGS



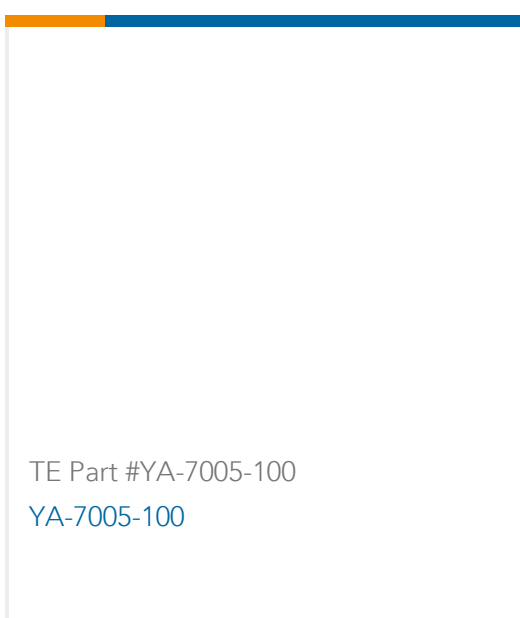
TE Part #W3S-1939-P012  
DEUTSCH DT WEDGELOCKS



TE Part #DTM1312PA12PBR008  
HDR, 24P, BLK, RA EEC, NI/CU, AB



TE Part #0462-201-20141  
DEUTSCH SOLID CONTACTS



TE Part #YA-7005-100  
YA-7005-100



## Documents

### Product Drawings

[PLG, 12P, BLK, N, B](#)

English

---

### CAD Files

[3D PDF](#)

3D

Customer View Model

[ENG\\_CVM\\_CVM\\_DTM06-12SB\\_99\\_c-dtm06-12sb-99.2d\\_dxf.zip](#)

English

Customer View Model

[ENG\\_CVM\\_CVM\\_DTM06-12SB\\_99\\_c-dtm06-12sb-99.3d\\_igs.zip](#)

English

Customer View Model

[ENG\\_CVM\\_CVM\\_DTM06-12SB\\_99\\_c-dtm06-12sb-99.3d\\_stp.zip](#)

English

By downloading the CAD file I accept and agree to the [Terms and Conditions](#) of use.

---

### Datasheets & Catalog Pages

[ICT Terminals and Connectors Catalogue](#)

English

[CONNECTOR SELECTOR](#)

English

---

### Product Specifications

[Application Specification](#)

English

---

### Product Environmental Compliance

[MD\\_DTM06-12SB\\_1106201766\\_dmtec](#)

English

[MD\\_DTM06-12SB\\_1106201766\\_dmtec](#)

English

---

### Agency Approvals

[UL Report](#)

English