

DT15-12PA-B028 ✓ ACTIVE

DEUTSCH | DEUTSCH DT

TE Internal #: DT15-12PA-B028

PCB Mount Header, Vertical, Wire-to-Board, 12 Position, .175 in [1.45 mm] Centerline, Fully Shrouded, Nickel (Ni), Through Hole - Solder, DEUTSCH DT

[View on TE.com >](#)



Connectors > PCB Connectors > PCB Headers & Receptacles > DEUTSCH DT HEADERS



Connector System: **Wire-to-Board**

Number of Positions: **12**

Centerline (Pitch): **1.45 mm [.175 in]**

Sealable: **Yes**

PCB Mount Orientation: **Vertical**

[All DEUTSCH DT HEADERS \(69\)](#)

Features

Product Type Features

Hybrid Header	No
Connector & Housing Shape	Rectangular
PCB Connector Assembly Type	PCB Mount Header
Header Type	Fully Shrouded
Connector System	Wire-to-Board
Sealable	Yes
Connector & Contact Terminates To	Wire & Cable

Configuration Features

Number of Sections	1
Connector Modification	5 P.S.I.
Number of Signal Positions	12
Number of Positions	12
PCB Mount Orientation	Vertical
Number of Rows	2

Electrical Characteristics

Voltage Rating (Max)	250 VAC
Nominal Voltage Architecture	12 V, 24 V



Operating Voltage	250 VAC
-------------------	---------

Body Features

Primary Product Color	Gray
-----------------------	------

Connector Code	A
----------------	---

Contact Features

Contact Size	Size 16
--------------	---------

Contact Type	Pin
--------------	-----

Mating Pin Diameter	1.59 mm[.063 in]
---------------------	------------------

Contact Mating Area Plating Material	Nickel (Ni)
--------------------------------------	-------------

Contact Current Rating (Max)	13 A
------------------------------	------

Termination Features

Termination Method to Printed Circuit Board	Through Hole - Solder
---	-----------------------

Mechanical Attachment

Mounting Holes	With
----------------	------

Mating Alignment Type	Keyed
-----------------------	-------

Mating Retention	With
------------------	------

Mating Alignment	With
------------------	------

PCB Mount Alignment	Without
---------------------	---------

Panel Mount Feature	With
---------------------	------

PCB Mount Retention	With
---------------------	------

PCB Mount Retention Type	Mounting Screw
--------------------------	----------------

Mating Retention Type	Locking Interface
-----------------------	-------------------

Connector Mounting Type	Panel Mount
-------------------------	-------------

Housing Features

Centerline (Pitch)	1.45 mm[.175 in]
--------------------	------------------

Dimensions

Connector Length	39.5 mm[1.555 in]
------------------	-------------------

Connector Width	59.21 mm[2.331 in]
-----------------	--------------------

PCB Thickness (Recommended)	.78 – 2.36 mm[.031 – .093 in]
-----------------------------	-------------------------------

Profile Height from PCB	35.26 mm[1.388 in]
-------------------------	--------------------

Usage Conditions

Operating Temperature (Max)	125 °C[257 °F]
-----------------------------	----------------



Operating Temperature Range	-55 – 125 °C[-67 – 257 °F]
-----------------------------	----------------------------

Operation/Application

Shielded	No
Circuit Application	Power & Signal

Industry Standards

Degree of Protection	Not Tested
UL Flammability Rating	UL 94V-0

Packaging Features

Packaging Type	Box
Packaging Quantity	100

Other

Interface Number	DT04-12PA
------------------	-----------

Product Compliance


[For compliance documentation, visit the product page on TE.com>](#)

EU RoHS Directive 2011/65/EU	Compliant
EU ELV Directive 2000/53/EC	Compliant
China RoHS 2 Directive MIIT Order No 32, 2016	No Restricted Materials Above Threshold
EU REACH Regulation (EC) No. 1907/2006	Current ECHA Candidate List: JUNE 2022 (224) Candidate List Declared Against: JAN 2022 (223) SVHC > Threshold: Not Yet Reviewed
Halogen Content	Not Low Halogen - contains Br or Cl > 900 ppm.
Solder Process Capability	Not reviewed for solder process capability

Product Compliance Disclaimer

This information is provided based on reasonable inquiry of our suppliers and represents our current actual knowledge based on the information they provided. This information is subject to change. The part numbers that TE has identified as EU RoHS compliant have a maximum concentration of 0.1% by weight in homogenous materials for lead, hexavalent chromium, mercury, PBB, PBDE, DBP, BBP, DEHP, DIBP, and 0.01% for cadmium, or qualify for an exemption to these limits as defined in the Annexes of Directive 2011/65/EU (RoHS2). Finished electrical and electronic equipment products will be CE marked as required by Directive 2011/65/EU. Components may not be CE marked. Additionally, the part numbers that TE has identified as EU ELV compliant have a maximum concentration of 0.1% by weight in homogenous materials for lead, hexavalent chromium, and mercury, and 0.01% for cadmium, or qualify for an exemption to these limits as defined in the Annexes of Directive 2000/53/EC (ELV). Regarding the REACH Regulation, the information TE provides on SVHC in articles for this part number is based on the latest European Chemicals Agency (ECHA) 'Guidance on requirements for substances in articles' posted at this URL: <https://echa.europa.eu/guidance-documents/guidance-on-reach>

Compatible Parts



TE Part # CAT-D487-CH8172
DEUTSCH DT Series Housings & Connectors


Also in the Series | DEUTSCH DT




Automotive Connector Caps & Covers (98)




Automotive Connector Locks & Position Assurance (73)




Automotive Housings (619)



Automotive Seals & Cavity Plugs (4)



Insertion & Extraction Tools (3)



Other Automotive Connector Accessories (14)



PCB Headers & Receptacles (106)

Customers Also Bought



TE Part #292174-3
CT Box Header SMT: Vert, Shrouded



TE Part #2-1445087-3
MICRO MNL HDR ASSY S/ROW AU LF



TE Part #5-104361-7
08 MTE HDR SRRA LATCH W/HLDWN



TE Part #1060-16-0988
PIN, SF, SIZE 16, 14-18, PD/NI/AU



Documents

Product Drawings

[HDR, 12P, GRY, ST, 5 PSI, NI/CU, A](#)

English

CAD Files

Customer View Model

[ENG_CVM_CVM_DT15-12PA-B028_99.2d_dxf.zip](#)

English

[3D PDF](#)

3D

Customer View Model

[ENG_CVM_CVM_DT15-12PA-B028_99.3d_igs.zip](#)

English

Customer View Model

[ENG_CVM_CVM_DT15-12PA-B028_99.3d_stp.zip](#)

English

By downloading the CAD file I accept and agree to the [Terms and Conditions](#) of use.

Datasheets & Catalog Pages

[ICT Terminals and Connectors Catalogue](#)

English

[CONNECTOR SELECTOR](#)

English

Product Specifications

[Application Specification](#)

English

Product Environmental Compliance

[TE Material Declaration](#)

English

Agency Approvals

[UL Report](#)

English