



Connectors > Automotive Connectors > Connector Housings > DEUTSCH DT Series Housings & Connectors



Connector & Housing Type: **Housing for Female Terminals**

Mating Pin Diameter: **1.59 mm [.063 in]**

Connector System: **Wire-to-Wire**

Number of Positions: **8**

Centerline (Pitch): **9.12 mm [.359 in]**

[All DEUTSCH DT Series Housings & Connectors \(461\)](#)

Features

Product Type Features

Connector & Housing Shape	Rectangular
Connector & Housing Type	Housing for Female Terminals
Connector System	Wire-to-Wire
Sealable	Yes
Hybrid Connector	No
Primary Locking Feature	Integrated in Housing
Connector & Contact Terminates To	Wire & Cable

Configuration Features

Blank Cavity Position	0
Number of Positions	8
Number of Rows	2

Electrical Characteristics

Operating Voltage	250 VAC
Nominal Voltage Architecture	12 V, 24 V, 48 V

Body Features

Cable Exit Angle	180°
Body Material	PA GF



Primary Product Color	Black
-----------------------	-------

Connector Code	B
----------------	---

Contact Features

Contact Type	Socket
--------------	--------

Mating Pin Diameter	1.59 mm [.063 in]
---------------------	-------------------

Contact Current Rating (Max)	13 A
------------------------------	------

Mechanical Attachment

Mounting Feature	Without
------------------	---------

Terminal Position Assurance	Yes
-----------------------------	-----

Strain Relief	Add By Accessory
---------------	------------------

Mating Alignment Type	Keyed
-----------------------	-------

Mating Alignment	With
------------------	------

Connector Mounting Type	Cable Mount (Free-Hanging)
-------------------------	----------------------------

Housing Features

Centerline (Pitch)	9.12 mm [.359 in]
--------------------	-------------------

Dimensions

Product Width	19.71 mm [.776 in]
---------------	--------------------

Product Length	30.91 mm [1.217 in]
----------------	---------------------

Product Height	37.21 mm [1.465 in]
----------------	---------------------

Row-to-Row Spacing	4.45 mm [.175 in]
--------------------	-------------------

Accepts Wire Insulation Diameter Range	2.23 – 3.68 mm [.088 – .145 in]
--	---------------------------------

Usage Conditions

Operating Temperature (Max)	125 °C [257 °F]
-----------------------------	-----------------

Operating Temperature Range	-55 – 125 °C [-67 – 257 °F]
-----------------------------	-----------------------------

Operation/Application

Circuit Application	Power & Signal
---------------------	----------------

Industry Standards

Agency/Standard	SAE J2030
-----------------	-----------

Degree of Protection	IP68, IP6K9K
----------------------	--------------

UL Flammability Rating	12mm Flame Test per Standard UL-94
------------------------	------------------------------------

Packaging Features



Packaging Quantity	550
--------------------	-----

Packaging Method	Box
------------------	-----

Other

Serviceable	Yes
-------------	-----

Connector Position Assurance Capable	No
--------------------------------------	----

Product Compliance

[For compliance documentation, visit the product page on TE.com>](#)

EU RoHS Directive 2011/65/EU	Compliant
------------------------------	-----------

EU ELV Directive 2000/53/EC	Compliant
-----------------------------	-----------

China RoHS 2 Directive MIIT Order No 32, 2016	No Restricted Materials Above Threshold
---	---

EU REACH Regulation (EC) No. 1907/2006	Current ECHA Candidate List: JUNE 2022 (224) Candidate List Declared Against: JUNE 2022 (224) Does not contain REACH SVHC
--	---

Halogen Content	Not Low Halogen - contains Br or Cl > 900 ppm.
-----------------	--

Solder Process Capability	Not reviewed for solder process capability
---------------------------	--

Product Compliance Disclaimer

This information is provided based on reasonable inquiry of our suppliers and represents our current actual knowledge based on the information they provided. This information is subject to change. The part numbers that TE has identified as EU RoHS compliant have a maximum concentration of 0.1% by weight in homogenous materials for lead, hexavalent chromium, mercury, PBB, PBDE, DBP, BBP, DEHP, DIBP, and 0.01% for cadmium, or qualify for an exemption to these limits as defined in the Annexes of Directive 2011/65/EU (RoHS2). Finished electrical and electronic equipment products will be CE marked as required by Directive 2011/65/EU. Components may not be CE marked. Additionally, the part numbers that TE has identified as EU ELV compliant have a maximum concentration of 0.1% by weight in homogenous materials for lead, hexavalent chromium, and mercury, and 0.01% for cadmium, or qualify for an exemption to these limits as defined in the Annexes of Directive 2000/53/EC (ELV). Regarding the REACH Regulation, the information TE provides on SVHC in articles for this part number is based on the latest European Chemicals Agency (ECHA) 'Guidance on requirements for substances in articles' posted at this URL: <https://echa.europa.eu/guidance-documents/guidance-on-reach>

Compatible Parts




TE Part # CAT-D48-SP729
DEUTSCH SEALING PLUGS



TE Part # CAT-D487-CH8172
DEUTSCH DT Series Housings & Connectors



TE Part # 1011-348-0805
DUST CAP, 8P, PLG, BLK, DT



TE Part # W8S
WEDGE LOCK, 8P, PLG, ORG, STD, DT



TE Part # DT-RT1
EXT TOOL, FRONT RELEASE



TE Part # CAT-D487-H342
DEUTSCH DT HEADERS



TE Part # CAT-D48-SFT273
DEUTSCH STAMPED & FORMED CONTACTS



TE Part # CAT-D487-B128
DEUTSCH DT BACKSHELLS



TE Part # CAT-D48-ST273
DEUTSCH SOLID CONTACTS



TE Part # 776363-1
SEALING PLUG, SZ 16 CAVITY




TE Part # DT8S-BT-BK
BOOT, 8P, PLG, ST, BLK



TE Part # DT8S-BT
BOOT, 8P, PLG, ST, GRY


Also in the Series | **DEUTSCH DT**




Automotive Connector Caps & Covers (98)




Automotive Connector Locks & Position Assurance(73)




Automotive Housings(619)



Automotive Seals & Cavity Plugs(4)



Insertion & Extraction Tools(3)



Other Automotive Connector Accessories(14)



PCB Headers & Receptacles(106)

Customers Also Bought



Documents

Product Drawings

[PLG, 8P, BLK, N, B](#)

English

[PLG, 8P, BLK, N, B](#)

English

CAD Files

[3D PDF](#)

3D

Customer View Model

[ENG_CVM_CVM_DT06-08SB_B.2d_dxf.zip](#)

English

Customer View Model

[ENG_CVM_CVM_DT06-08SB_B.3d_igs.zip](#)

English

Customer View Model

[ENG_CVM_CVM_DT06-08SB_B.3d_stp.zip](#)

English

By downloading the CAD file I accept and agree to the [Terms and Conditions](#) of use.

Datasheets & Catalog Pages

[ICT Terminals and Connectors Catalogue](#)

English

[CONNECTOR SELECTOR](#)

English

Product Specifications

[Application Specification](#)

English

Product Environmental Compliance

[Product Compliance](#)

English

[Product Compliance](#)

English



[Agency Approvals](#)

[UL Report](#)

English