

DT15-4P-G003 ✓ ACTIVE

DEUTSCH | DEUTSCH DT

TE Internal #: DT15-4P-G003

PCB Mount Header, Vertical, Wire-to-Board, 4 Position, .175 in [4.45 mm] Centerline, Fully Shrouded, Gold (Au), Through Hole - Solder, DEUTSCH DT

[View on TE.com >](#)



Connectors > PCB Connectors > PCB Headers & Receptacles > DEUTSCH DT HEADERS



Connector System: **Wire-to-Board**

Number of Positions: **4**

Centerline (Pitch): **4.45 mm [.175 in]**

Sealable: **Yes**

PCB Mount Orientation: **Vertical**

[All DEUTSCH DT HEADERS \(69\)](#)

Features

Product Type Features

Hybrid Header	No
Connector & Housing Shape	Rectangular
PCB Connector Assembly Type	PCB Mount Header
Header Type	Fully Shrouded
Connector System	Wire-to-Board
Sealable	Yes
Connector & Contact Terminates To	Wire & Cable

Configuration Features

Number of Sections	1
Number of Signal Positions	4
Number of Positions	4
PCB Mount Orientation	Vertical
Number of Rows	2

Electrical Characteristics

Voltage Rating (Max)	250 VAC
Nominal Voltage Architecture	12 V, 24 V
Operating Voltage	250 VAC



Body Features

Primary Product Color	Gray
-----------------------	------

Contact Features

Contact Size	Size 16
Contact Type	Pin
Mating Pin Diameter	1.59 mm[.063 in]
Contact Mating Area Plating Material	Gold (Au)
Contact Current Rating (Max)	13 A

Termination Features

Termination Method to Printed Circuit Board	Through Hole - Solder
---	-----------------------

Mechanical Attachment

Mounting Holes	With
Mating Alignment Type	Not Keyed
Mating Retention	With
Mating Alignment	Without
PCB Mount Alignment	Without
Panel Mount Feature	With
PCB Mount Retention	With
PCB Mount Retention Type	Mounting Screw
Mating Retention Type	Locking Interface
Connector Mounting Type	Panel Mount

Housing Features

Centerline (Pitch)	4.45 mm[.175 in]
--------------------	------------------

Dimensions

Connector Length	39.5 mm[1.555 in]
Connector Width	38.35 mm[1.51 in]
PCB Thickness (Recommended)	.78 – 2.36 mm[.031 – .093 in]
Profile Height from PCB	35.26 mm[1.388 in]

Usage Conditions

Operating Temperature (Max)	125 °C[257 °F]
Operating Temperature Range	-55 – 125 °C[-67 – 257 °F]

Operation/Application



Shielded	No
----------	----

Circuit Application	Power & Signal
---------------------	----------------

Industry Standards

Degree of Protection	Not Tested
----------------------	------------

UL Flammability Rating	UL 94V-0
------------------------	----------

Packaging Features

Packaging Type	Box
----------------	-----

Packaging Quantity	210
--------------------	-----

Other

Interface Number	DT04-4P
------------------	---------

Product Compliance

[For compliance documentation, visit the product page on TE.com>](#)

EU RoHS Directive 2011/65/EU	Compliant
------------------------------	-----------

EU ELV Directive 2000/53/EC	Compliant
-----------------------------	-----------

China RoHS 2 Directive MIIT Order No 32, 2016	No Restricted Materials Above Threshold
---	---

EU REACH Regulation (EC) No. 1907/2006	Current ECHA Candidate List: JUNE 2022 (224) Candidate List Declared Against: JUL 2021 (219) SVHC > Threshold: Not Yet Reviewed
--	--

Halogen Content	Not Low Halogen - contains Br or Cl > 900 ppm.
-----------------	--

Solder Process Capability	Not reviewed for solder process capability
---------------------------	--

Product Compliance Disclaimer

This information is provided based on reasonable inquiry of our suppliers and represents our current actual knowledge based on the information they provided. This information is subject to change. The part numbers that TE has identified as EU RoHS compliant have a maximum concentration of 0.1% by weight in homogenous materials for lead, hexavalent chromium, mercury, PBB, PBDE, DBP, BBP, DEHP, DIBP, and 0.01% for cadmium, or qualify for an exemption to these limits as defined in the Annexes of Directive 2011/65/EU (RoHS2). Finished electrical and electronic equipment products will be CE marked as required by Directive 2011/65/EU. Components may not be CE marked. Additionally, the part numbers that TE has identified as EU ELV compliant have a maximum concentration of 0.1% by weight in homogenous materials for lead, hexavalent chromium, and mercury, and 0.01% for cadmium, or qualify for an exemption to these limits as defined in the Annexes of Directive 2000/53/EC (ELV). Regarding the REACH Regulation, the information TE provides on SVHC in articles for this part number is based on the latest European Chemicals Agency (ECHA) 'Guidance on requirements for substances in articles' posted at this URL: <https://echa.europa.eu/guidance-documents/guidance-on-reach>



Compatible Parts



TE Part # CAT-D487-CH8172
DEUTSCH DT Series Housings & Connectors


Also in the Series | DEUTSCH DT




Automotive Connector Caps & Covers (98)




Automotive Connector Locks & Position Assurance (73)




Automotive Housings (619)



Automotive Seals & Cavity Plugs (4)



Insertion & Extraction Tools (3)



Other Automotive Connector Accessories (14)



PCB Headers & Receptacles (106)

Customers Also Bought

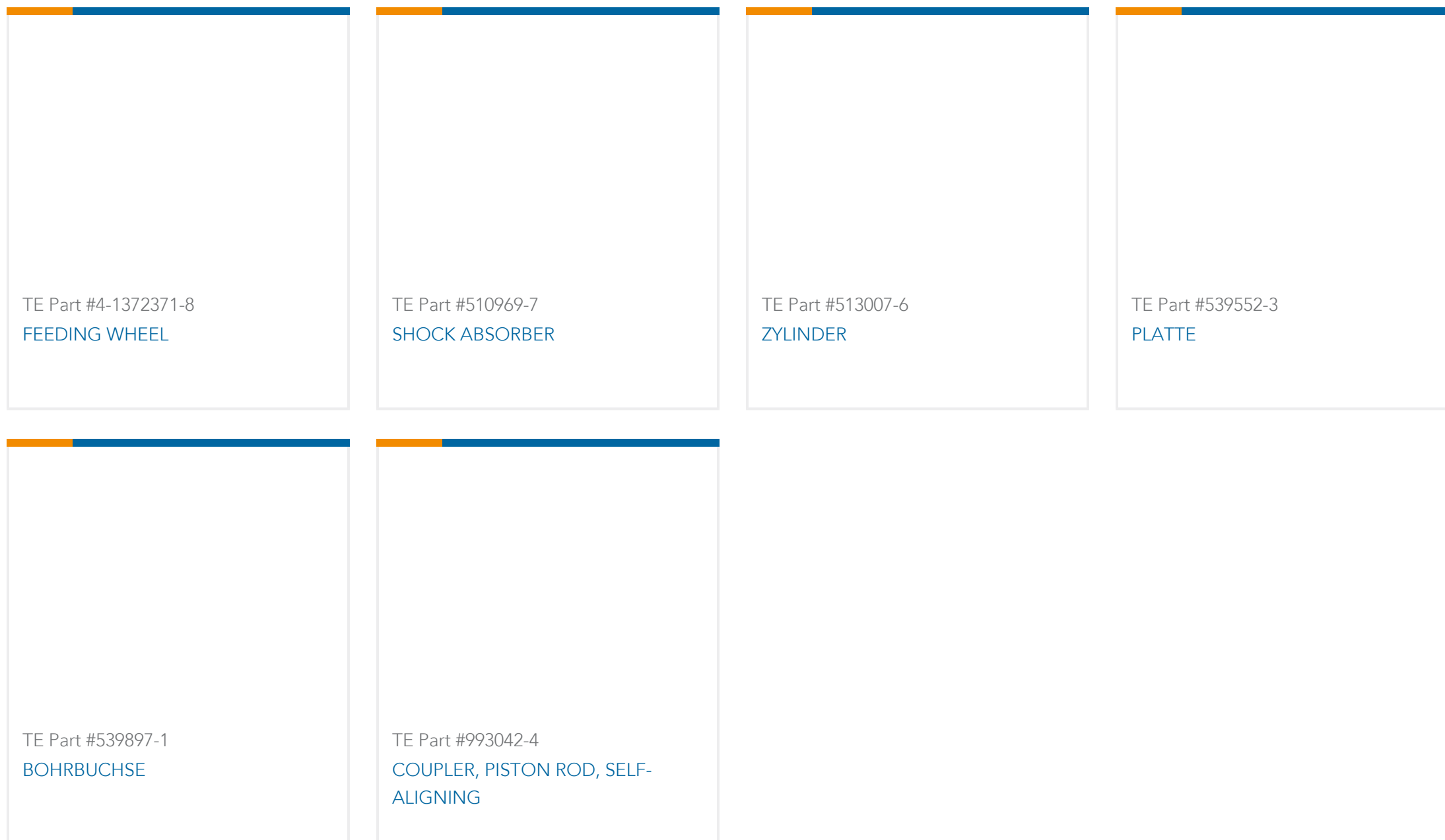


TE Part #1-928776-9
MOD2 STIFT M A-PIN

TE Part #3-1372371-1
SHEAR PLATE

TE Part #3-509087-2
SPRING, COMPRESSION

TE Part #3-509087-3
SPRING, COMPRESSION



Documents

Product Drawings

HDR, 4P, GRY, ST, AU/NI/CU

English

CAD Files

3D PDF

3D

Customer View Model

[ENG_CVM_CVM_DT15-4P-G003_A.2d_dxf.zip](#)

English

Customer View Model

[ENG_CVM_CVM_DT15-4P-G003_A.3d_igs.zip](#)

English

Customer View Model

[ENG_CVM_CVM_DT15-4P-G003_A.3d_stp.zip](#)

English

By downloading the CAD file I accept and agree to the [Terms and Conditions](#) of use.

Datasheets & Catalog Pages

ICT Terminals and Connectors Catalogue

English

CONNECTOR SELECTOR

English

Product Specifications

Application Specification

English



[Agency Approvals](#)

[UL Report](#)

English