



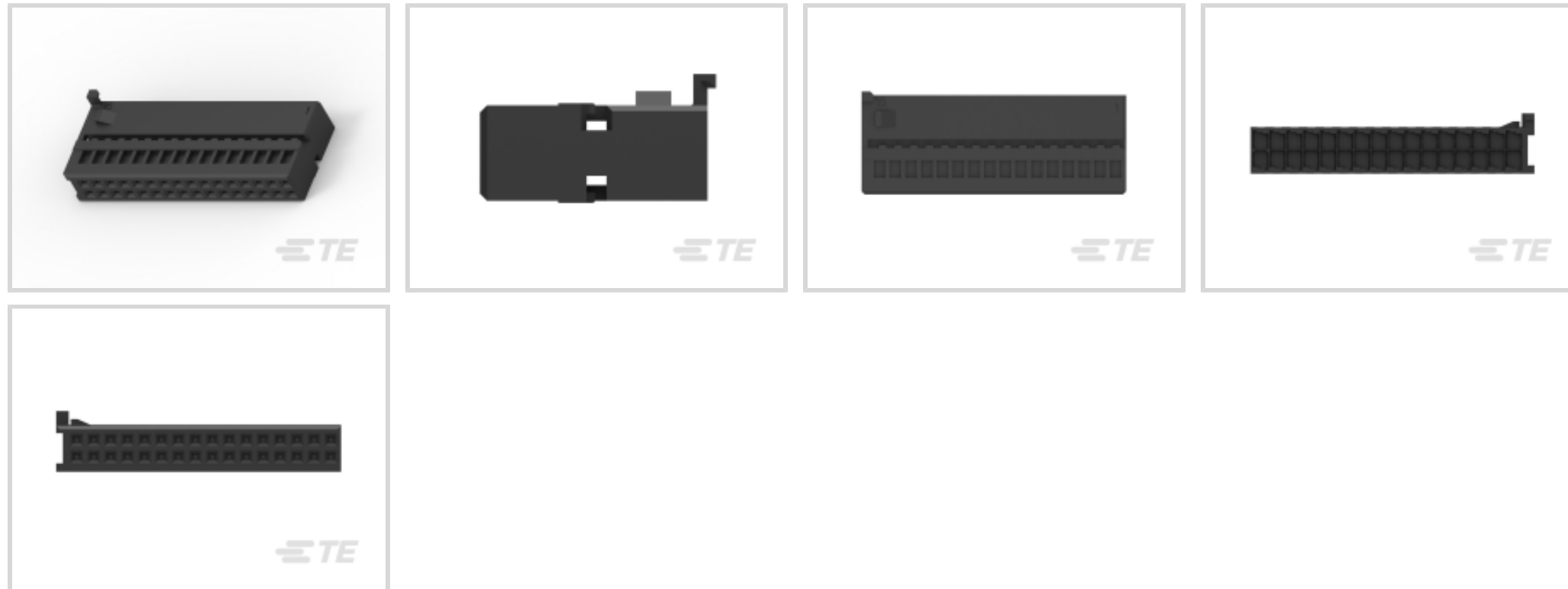
AMP | MQS

TE Internal #: 929408-1

Housing for Female Terminals, Wire-to-Board / Wire-to-Device, 32 Position, .1 in [2.54 mm] Centerline, Black, Signal, Cable Mount (Free-Hanging), MQS

[View on TE.com >](#)

Connectors > Automotive Connectors > Connector Housings > MQS, CONNECTOR HOUSING



Connector & Housing Type: **Housing for Female Terminals**

Mating Tab Width: **.63 mm [.025 in]**

Connector System: **Wire-to-Board, Wire-to-Device**

Number of Positions: **32**

Centerline (Pitch): **2.54 mm [.1 in]**

[All MQS, CONNECTOR HOUSING \(557\)](#)

Features

Product Type Features

Connector & Housing Shape	Rectangular
Connector & Housing Type	Housing for Female Terminals
Connector System	Wire-to-Board, Wire-to-Device
Sealable	No
Hybrid Connector	No
Primary Locking Feature	On the Terminal

Configuration Features

Number of Positions	32
Number of Rows	2

Body Features

Cable Exit Angle	Other
Body Material	PBT GF



Primary Product Color	Black
-----------------------	-------

Contact Features

Contact Size	.63mm
--------------	-------

Contact Type	Receptacle
--------------	------------

Mating Tab Width	.63 mm[.025 in]
------------------	-----------------

Mechanical Attachment

Mounting Feature	Without
------------------	---------

Terminal Position Assurance	Yes
-----------------------------	-----

Strain Relief	With
---------------	------

Mating Alignment Type	Polarized
-----------------------	-----------

Mating Alignment	With
------------------	------

Connector Mounting Type	Cable Mount (Free-Hanging)
-------------------------	----------------------------

Housing Features

Centerline (Pitch)	2.54 mm[.1 in]
--------------------	----------------

Dimensions

Product Width	16.6 mm[.654 in]
---------------	------------------

Product Length	42.7 mm[1.681 in]
----------------	-------------------

Product Height	8.9 mm[.35 in]
----------------	----------------

Row-to-Row Spacing	2.54 mm[.1 in]
--------------------	----------------

Usage Conditions

Operating Temperature (Max)	70 °C, 75 °C, 80 °C[158 °F][167 °F][176 °F]
-----------------------------	---

Operating Temperature Range	-40 – 80 °C[-40 – 176 °F]
-----------------------------	---------------------------

Operation/Application

Circuit Application	Signal
---------------------	--------

Industry Standards

UL Flammability Rating	UL 94HB
------------------------	---------

Packaging Features

Packaging Method	Carton
------------------	--------

Other

Serviceable	No
-------------	----

Connector Position Assurance Capable	No
--------------------------------------	----



Product Compliance

[For compliance documentation, visit the product page on TE.com>](#)

EU RoHS Directive 2011/65/EU	Compliant
EU ELV Directive 2000/53/EC	Compliant
China RoHS 2 Directive MIIT Order No 32, 2016	No Restricted Materials Above Threshold
EU REACH Regulation (EC) No. 1907/2006	Current ECHA Candidate List: JUNE 2022 (224) Candidate List Declared Against: JAN 2022 (223) SVHC > Threshold: Not Yet Reviewed
Halogen Content	Low Halogen - Br, Cl, F, I < 900 ppm per homogenous material. Also BFR/CFR/PVC Free
Solder Process Capability	Not applicable for solder process capability

Product Compliance Disclaimer

This information is provided based on reasonable inquiry of our suppliers and represents our current actual knowledge based on the information they provided. This information is subject to change. The part numbers that TE has identified as EU RoHS compliant have a maximum concentration of 0.1% by weight in homogenous materials for lead, hexavalent chromium, mercury, PBB, PBDE, DBP, BBP, DEHP, DIBP, and 0.01% for cadmium, or qualify for an exemption to these limits as defined in the Annexes of Directive 2011/65/EU (RoHS2). Finished electrical and electronic equipment products will be CE marked as required by Directive 2011/65/EU. Components may not be CE marked. Additionally, the part numbers that TE has identified as EU ELV compliant have a maximum concentration of 0.1% by weight in homogenous materials for lead, hexavalent chromium, and mercury, and 0.01% for cadmium, or qualify for an exemption to these limits as defined in the Annexes of Directive 2000/53/EC (ELV). Regarding the REACH Regulation, the information TE provides on SVHC in articles for this part number is based on the latest European Chemicals Agency (ECHA) 'Guidance on requirements for substances in articles' posted at this URL: <https://echa.europa.eu/guidance-documents/guidance-on-reach>


Also in the Series | MQS



Automotive Connector Caps & Covers (132)



Automotive Connector EMC Shielding (2)



Automotive Connector Locks & Position Assurance(29)




Automotive Housings(489)




Automotive Seals & Cavity Plugs(26)




Automotive Terminals(96)



Insertion & Extraction Tools(42)



Other Automotive Connector Accessories(13)



PCB Headers & Receptacles(207)

Customers Also Bought



TE Part #DT04-2P
DEUTSCH DT Series Housings & Connectors



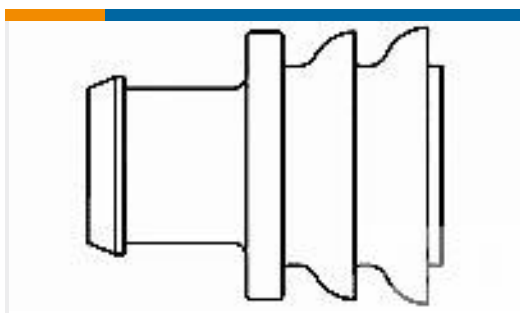
TE Part #W2S
DEUTSCH DT WEDGELOCKS



TE Part #282104-1
AMP SUPERSEAL 1.5MM, CONNECTOR HOUSING



TE Part #206070-8
CABLE CLAMP KIT #17



TE Part #281934-2
SINGLE WIRE SEAL



TE Part #0460-202-16141
DEUTSCH SOLID CONTACTS

Documents

[Product Drawings](#)
[MQS BU-GEH 32P](#)

English

[CAD Files](#)
[3D PDF](#)

3D

[Customer View Model](#)
[ENG_CVM_CVM_929408-1_A.2d_dxf.zip](#)



English

Customer View Model

[ENG_CVM_CVM_929408-1_A.3d_igs.zip](#)

English

Customer View Model

[ENG_CVM_CVM_929408-1_A.3d_stp.zip](#)

English

By downloading the CAD file I accept and agree to the [Terms and Conditions](#) of use.

Datasheets & Catalog Pages

[Micro Quadlok Interconnection System \(MQS\)](#)

English

Product Specifications

[Application Specification](#)

English