



AMP | Micro Timer I

TE Internal #: 929954-1

Automotive Terminals, Receptacle, Mating Tab Width 1.6 mm [.063 in], Tab Thickness .024 in [.6 mm], 17 – 15 AWG Wire Size, Micro Timer I

[View on TE.com >](#)

Terminals & Splices > Automotive Terminals > TIMER, RECEPTACLE AND TAB



Terminal Type: **Receptacle**

Mating Tab Width: **1.6 mm [.063 in]**

Mating Tab Thickness: **.6 mm [.024 in]**

Terminal Transmits: **0 – 24 A (Low Power)**

Wire Size: **17 – 15 AWG**

[All TIMER, RECEPTACLE AND TAB \(344\)](#)

Features

Product Type Features

Sealable	No
Primary Locking Feature	Locking Lance

Contact Features

Contact Size	1.6mm
Contact Fabrication	Stamped & Formed
Typical Current Rating	10 A
Crimp Type	F-Crimp
Terminal Type	Receptacle
Mating Tab Width	1.6 mm[.063 in]
Mating Tab Thickness	.6 mm[.024 in]
Interface Plating	Tin (Sn)
Contact Termination Area Plating Material	Tin (Sn)

Termination Features

Termination Method to Wire & Cable	Crimp
Product Terminates To	Wire

Dimensions



Wire Size	1 – 1.5 mm ²
Wire Size Search	15 AWG, 16 AWG, 17 AWG
Wire Insulation Diameter	1.9 – 2.3 mm [.09 in]

Usage Conditions

Insulation Option	Uninsulated
Operating Temperature (Max)	80 °C, 85 °C, 90 °C, 100 °C, 105 °C, 110 °C, 120 °C [176 °F][185 °F][194 °F][212 °F][221 °F][230 °F][248 °F]
Operating Temperature Range	-40 – 120 °C [-40 – 248 °F]

Operation/Application

Compatible With Wire Base Material	Copper
------------------------------------	--------

Industry Standards

Agency/Standard	IEC 664/664A (DIN VDE 0110)
-----------------	-----------------------------

Packaging Features

Packaging Method	Reel
Packaging Quantity	5000

Other

Terminal Transmits	0 – 24 A (Low Power)
--------------------	----------------------

Product Compliance

[For compliance documentation, visit the product page on TE.com>](#)

EU RoHS Directive 2011/65/EU	Compliant
EU ELV Directive 2000/53/EC	Compliant
China RoHS 2 Directive MIIT Order No 32, 2016	No Restricted Materials Above Threshold
EU REACH Regulation (EC) No. 1907/2006	Current ECHA Candidate List: JUNE 2022 (224) Candidate List Declared Against: JAN 2022 (223) SVHC > Threshold: Not Yet Reviewed
Halogen Content	Low Halogen - Br, Cl, F, I < 900 ppm per homogenous material. Also BFR/CFR/PVC Free
Solder Process Capability	Not applicable for solder process capability

Product Compliance Disclaimer

This information is provided based on reasonable inquiry of our suppliers and represents our current actual knowledge based on the information they provided. This information is subject to change. The part numbers that TE has identified as EU RoHS compliant have a maximum concentration of 0.1% by weight in homogenous materials for lead, hexavalent chromium, mercury, PBB, PBDE, DBP, BBP, DEHP, DIBP, and 0.01% for cadmium, or qualify for an exemption to these limits as defined in the Annexes of Directive 2011/65/EU (RoHS2). Finished electrical and electronic equipment products will be CE marked as required by Directive 2011/65/EU. Components may not be CE marked. Additionally, the part numbers that TE has identified as EU ELV compliant have a maximum concentration of 0.1% by weight in homogenous materials for lead, hexavalent chromium, and mercury, and 0.01% for cadmium, or qualify for an exemption to these limits as defined in the Annexes of Directive 2000/53/EC (ELV). Regarding the REACH Regulation, the information TE provides on SVHC in articles for this part number is based on the latest European Chemicals Agency (ECHA) 'Guidance on requirements for substances in articles' posted at this URL: <https://echa.europa.eu/guidance-documents/guidance-on-reach>

Compatible Parts



TE Part # 2305570-1
TERMINAL CUTTER, SIDE FEED



TE Part # 5-1579007-5
EXTRACTION TOOL



TE Part # 2-2151565-1
OC-PA-S-FM-080F110OV-001-0253



TE Part # 2-2151565-2
OC-PA-S-FA-080F110OV-001-0253



TE Part # 2151565-1
OC-AT-S-FM-080F110OV-001-0253



TE Part # 2151565-2
OC-AT-S-FA-080F110OV-001-0253




KIT
REPRESENTATION ONLY

TE Part # 7-2151565-7
OC-080F110OV-CRIMPTOOLINGKIT




TE Part # 85193-2
J+MICRO TIMER 55P PLUG ASSY(L)


Also in the Series | Micro Timer I



Automotive Housings(4)



Automotive Terminals(10)



Insertion & Extraction Tools(3)

Customers Also Bought



Documents

Product Drawings

MT1 REC 1.6 Contact SRC Sn

English

CAD Files

Customer View Model

[ENG_CVM_929954-1_A2.3d_igs.zip](#)

English

Customer View Model

[ENG_CVM_929954-1_A2.3d_stp.zip](#)

English

Customer View Model

[ENG_CVM_929954-1_A2.2d_dxf.zip](#)

English

3D PDF

English

By downloading the CAD file I accept and agree to the [Terms and Conditions](#) of use.

Datasheets & Catalog Pages

Timer Interconnection System

English

Product Specifications

Application Specification

German

MICRO TIMER 1

English



[Application Specification](#)

English

[Micro Timer 1 Contact, Application Spec.](#)

English

[Application Specification](#)

English

[Application Specification](#)

English