



Connectors > Automotive Connectors > Connector Accessories > Connector Caps & Covers



Protection & Strain Relief Accessory Type: **Cover - Cable Exit**

Cable Exit Angle: **90° (Right Angle)**

Strain Relief: **With**

Primary Product Color: **Black**

Primary Product Material: **PA GF**

## Features

### Product Type Features

Protection & Strain Relief Accessory Type	Cover - Cable Exit
Connector System	Wire-to-Board, Wire-to-Device

### Configuration Features

Number of Positions	60
---------------------	----

### Body Features

Cable Exit Angle	90° (Right Angle)
Primary Product Color	Black
Primary Product Material	PA GF

### Mechanical Attachment

Strain Relief	With
---------------	------

### Dimensions

Compatible Cable Bundle Diameter Range	19 mm[.748 in]
--	----------------

### Usage Conditions

Operating Temperature (Max)	70 °C, 75 °C, 80 °C, 85 °C, 90 °C, 100 °C,
-----------------------------	--



	105 °C, 110 °C, 120 °C[158 °F][167 °F][176 °F][185 °F][194 °F][212 °F][221 °F][230 °F][248 °F]
Operating Temperature Range	-40 – 120 °C[-40 – 248 °F]

### Industry Standards

UL Flammability Rating	UL 94HB
------------------------	---------

### Packaging Features

Packaging Quantity	100
Packaging Method	Bag

### Other

Serviceable	Yes
-------------	-----

## Product Compliance


[For compliance documentation, visit the product page on TE.com>](#)

EU RoHS Directive 2011/65/EU	Compliant
EU ELV Directive 2000/53/EC	Compliant
China RoHS 2 Directive MIIT Order No 32, 2016	No Restricted Materials Above Threshold
EU REACH Regulation (EC) No. 1907/2006	Current ECHA Candidate List: JUNE 2022 (224) Candidate List Declared Against: JUNE 2022 (224) Does not contain REACH SVHC
Halogen Content	Low Halogen - Br, Cl, F, I < 900 ppm per homogenous material. Also BFR/CFR/PVC Free
Solder Process Capability	Not applicable for solder process capability

#### Product Compliance Disclaimer

This information is provided based on reasonable inquiry of our suppliers and represents our current actual knowledge based on the information they provided. This information is subject to change. The part numbers that TE has identified as EU RoHS compliant have a maximum concentration of 0.1% by weight in homogenous materials for lead, hexavalent chromium, mercury, PBB, PBDE, DBP, BBP, DEHP, DIBP, and 0.01% for cadmium, or qualify for an exemption to these limits as defined in the Annexes of Directive 2011/65/EU (RoHS2). Finished electrical and electronic equipment products will be CE marked as required by Directive 2011/65/EU. Components may not be CE marked. Additionally, the part numbers that TE has identified as EU ELV compliant have a maximum concentration of 0.1% by weight in homogenous materials for lead, hexavalent chromium, and mercury, and 0.01% for cadmium, or qualify for an exemption to these limits as defined in the Annexes of Directive 2000/53/EC (ELV). Regarding the REACH Regulation, the information TE provides on SVHC in articles for this part number is based on the latest European Chemicals Agency (ECHA) 'Guidance on requirements for substances in articles' posted at this URL: <https://echa.europa.eu/guidance-documents/guidance-on-reach>

## Compatible Parts




TE Part # 1897302-2  
ECU 60P PLUG ASSY


## Customers Also Bought




TE Part #2109134-1  
MULTILOCK, CONNECTOR HOUSING



TE Part #1-936352-1  
090/SPT HYB 40P PLUG ASSY



TE Part #1743417-2  
COVER HSG FOR ECU 94P PLUG




TE Part #1743597-2  
DTB 040/090 39P PLUG ASSY




TE Part #1897664-1  
LOW-PROFILE FUSE REC CONT




TE Part #2005375-2  
MCON 1.2MM SLD 5P PLUG ASSY A  
BLK



TE Part #2188633-1  
MAIN BODY ASSY-X100(U/H)



TE Part #2219291-1  
SPINDLE MOTOR ASSY FOR PTG (QL)



TE Part #1897054-2  
090 MLC SLD CLIP(KEY HOLE)

## Documents

### Product Drawings

[COVER HSG FOR SHIELD 60P](#)

English

### CAD Files

[3D PDF](#)

[3D](#)



**Customer View Model**

[ENG\\_CVM\\_CVM\\_936662-2\\_B.2d\\_dxf.zip](#)

English

**Customer View Model**

[ENG\\_CVM\\_CVM\\_936662-2\\_B.3d\\_igs.zip](#)

English

**Customer View Model**

[ENG\\_CVM\\_CVM\\_936662-2\\_B.3d\\_stp.zip](#)

English

By downloading the CAD file I accept and agree to the [Terms and Conditions](#) of use.

**Product Specifications**

[Product Specification](#)

English