



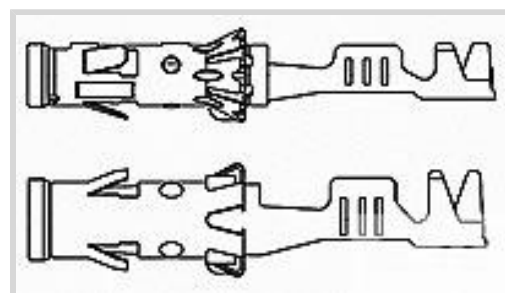
AMP | Round Connector System

TE Internal #: 929989-8

Automotive Terminals, Socket, Pin Diameter .059 in [1.5 mm], 20 – 17 AWG Wire Size, .5 – 1 mm² Wire Size, Sealable, Round Connector System

[View on TE.com >](#)

Terminals & Splices > Automotive Terminals > ROUND CONNECTOR SYSTEM, PIN AND SOCKET



Terminal Type: **Socket**

Mating Pin Diameter: 1.5 mm [.059 in]

Terminal Transmits: 0 – 24 A (Low Power)

Wire Size: .5 – 1 mm²

[All Round Connector System, Pin and Socket \(74\)](#)

Features

Product Type Features

| | |
|-------------------------|---------------|
| Receptacle Style | 180° |
| Sealable | Yes |
| Primary Locking Feature | Locking Lance |

Body Features

| | |
|--------------------|------------------------|
| Terminal Seal Type | Single Wire Seal (SWS) |
|--------------------|------------------------|

Contact Features

| | |
|---|------------------|
| Contact Size | 1.5mm |
| Contact Fabrication | Stamped & Formed |
| Typical Current Rating | 20 A |
| Crimp Type | F-Crimp |
| Terminal Type | Socket |
| Mating Pin Diameter | 1.5 mm[.059 in] |
| Interface Plating | Gold (Au) |
| Contact Termination Area Plating Material | Tin (Sn) |

Termination Features

| | |
|------------------------------------|-------|
| Termination Method to Wire & Cable | Crimp |
| Product Terminates To | Wire |



Dimensions

| | |
|--------------------------|--------------------------------|
| Wire Size | .5 – 1 mm ² |
| Wire Size Search | 17 AWG, 18 AWG, 19 AWG, 20 AWG |
| Wire Insulation Diameter | 1.2 – 2.1 mm [.047 – .082 in] |

Usage Conditions

| | |
|-----------------------------|--|
| Insulation Option | Uninsulated |
| Operating Temperature (Max) | 80 °C, 85 °C, 90 °C, 100 °C, 105 °C, 110 °C, 120 °C, 125 °C, 130 °C [176 °F][185 °F][194 °F][212 °F][221 °F][230 °F][248 °F][257 °F][266 °F] |
| Operating Temperature Range | -40 – 130 °C [-40 – 266 °F] |

Operation/Application

| | |
|------------------------------------|--------|
| Compatible With Wire Base Material | Copper |
|------------------------------------|--------|

Packaging Features

| | |
|--------------------|------|
| Packaging Method | Reel |
| Packaging Quantity | 4000 |

Other

| | |
|--------------------|----------------------|
| Terminal Transmits | 0 – 24 A (Low Power) |
|--------------------|----------------------|

Product Compliance

[For compliance documentation, visit the product page on TE.com>](#)
















| | |
|---|--|
| EU RoHS Directive 2011/65/EU | Compliant |
| EU ELV Directive 2000/53/EC | Compliant |
| China RoHS 2 Directive MIIT Order No 32, 2016 | No Restricted Materials Above Threshold |
| EU REACH Regulation (EC) No. 1907/2006 | Current ECHA Candidate List: JUNE 2022 (224) Candidate List Declared Against: JAN 2022 (223) SVHC > Threshold: Not Yet Reviewed |
| Halogen Content | Low Halogen - Br, Cl, F, I < 900 ppm per homogenous material. Also BFR/CFR/PVC Free |
| Solder Process Capability | Not applicable for solder process capability |

Product Compliance Disclaimer



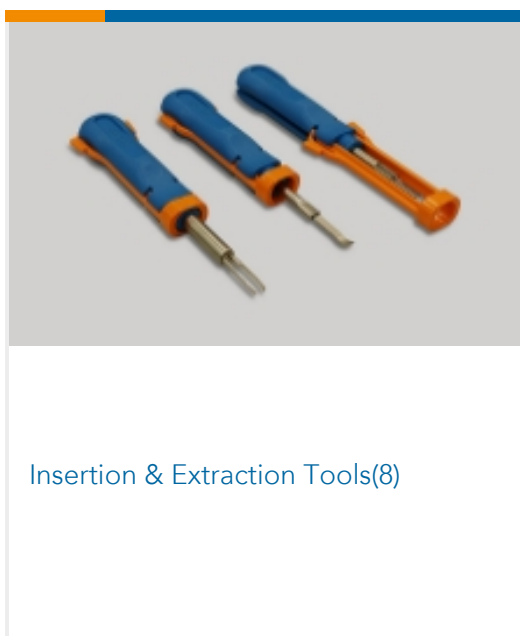
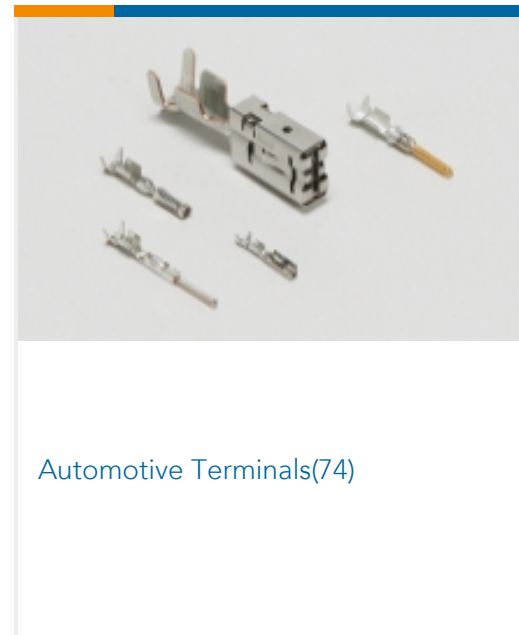
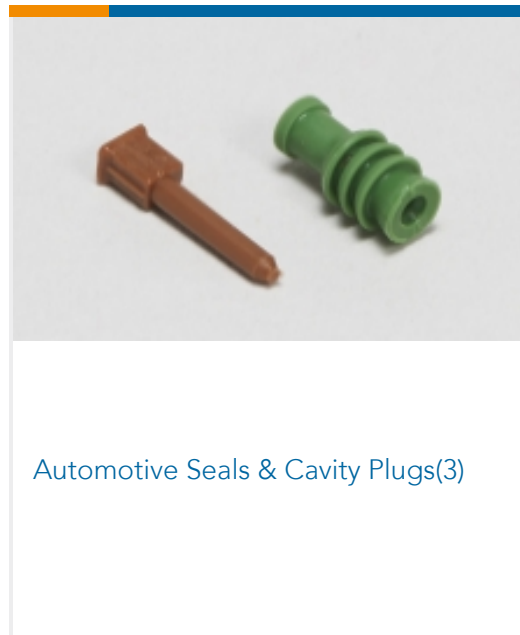
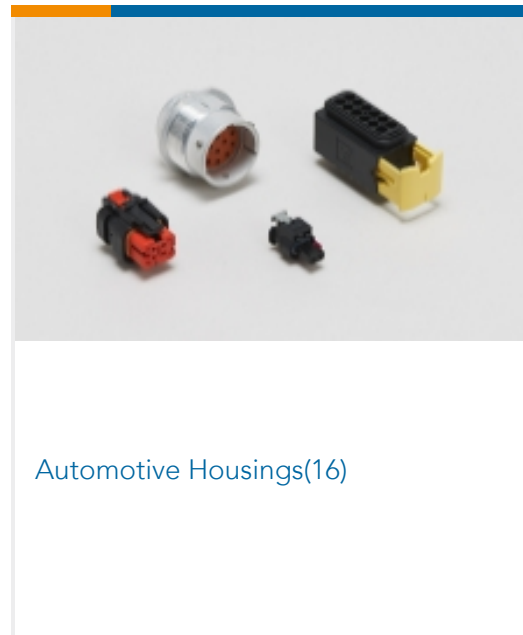

This information is provided based on reasonable inquiry of our suppliers and represents our current actual knowledge based on the information they provided. This information is subject to change. The part numbers that TE has identified as EU RoHS compliant have a maximum concentration of 0.1% by weight in homogenous materials for lead, hexavalent chromium, mercury, PBB, PBDE, DBP, BBP, DEHP, DIBP, and 0.01% for cadmium, or qualify for an exemption to these limits as defined in the Annexes of Directive 2011/65/EU (RoHS2). Finished electrical and electronic equipment products will be CE marked as required by Directive 2011/65/EU. Components may not be CE marked. Additionally, the part numbers that TE has identified as EU ELV compliant have a maximum concentration of 0.1% by weight in homogenous materials for lead, hexavalent chromium, and mercury, and 0.01% for cadmium, or qualify for an exemption to these limits as defined in the Annexes of Directive 2000/53/EC (ELV). Regarding the REACH Regulation, the information TE provides on SVHC in articles for this part number is based on the latest European Chemicals Agency (ECHA) 'Guidance on requirements for substances in articles' posted at this URL: <https://echa.europa.eu/guidance-documents/guidance-on-reach>

Compatible Parts

| | | | |
|---|---|--|---|
|  <p>TE Part # 58606-1 PROCrimp 1.5 & 2.5mm PIN/SEAL</p> |  <p>TE Part # 828904-1 SINGLE WIRE SEAL FOR J.P.T.CON</p> |  <p>TE Part # 2305570-1 TERMINAL CUTTER, SIDE FEED</p> |  <p>TE Part # CAT-C4962-CH8172 CIRCULAR DIN HOUSINGS</p> |
|  <p>TE Part # 1394081-1 1,5/2,5mm BU-GEH31P</p> |  <p>TE Part # 1337352-1 E3 RECEPTACLE CONN. ASSY.</p> |  <p>TE Part # 2-2151139-1 OCEAN-2.0-APPLICATOR-S-080F160OV</p> |  <p>TE Part # 2-2151139-2 OCEAN-2.0-APPLICATOR-S-080F160OV</p> |
|  <p>TE Part # 2151139-1 OCEAN-2.0-APPLICATOR-S-080F160OV</p> |  <p>TE Part # 2151139-2 OCEAN-2.0-APPLICATOR-S-080F160OV</p> |  <p>TE Part # 2387332-1 SDE F 2.5mm CONTACT 0.35-1.0mm² ASSY</p> |  <p>TE Part # 2387332-2 SDE F 2.5mm CONTACT 0.35-1.0mm² DIE SET</p> |
|  <p>TE Part # 5-2151139-1 OCEAN-2.0-APPLICATOR-S-080F160OV</p> |  <p>TE Part # 5-2151139-2 OCEAN-2.0-APPLICATOR-S-080F160OV</p> |  <p>TE Part # 58606-2 PC DIE 1.5 & 2.5 PIN W/S</p> |  <p>TE Part # 7-2151139-1 OCEAN-2.0-APPLICATOR-S-080F160OV</p> |



Also in the Series | Round Connector System



Customers Also Bought



Documents

Product Drawings

[DIA 1,5MM CONTACT SOCKET ASSY FOR SWS](#)

English

CAD Files

[Customer View Model](#)

[ENG_CVM_CVM_929989-8_A.2d_dxf.zip](#)



English

[3D PDF](#)

3D

Customer View Model

[ENG_CVM_CVM_929989-8_A.3d_igs.zip](#)

English

Customer View Model

[ENG_CVM_CVM_929989-8_A.3d_stp.zip](#)

English

By downloading the CAD file I accept and agree to the [Terms and Conditions](#) of use.

Product Specifications

[Application Specification](#)

English

[Application Specification](#)

English