



Terminals & Splices > Crimp Wire Pins, Tabs & Ferrules



Crimp Wire Pin, Tab & Ferrule Terminal Type: **Pin**

Wire Size: **1021 – 2048 CMA**

Barrel Type: **Open**

Features

Product Type Features

Compatible With Discrete Wire Type	Stranded
------------------------------------	----------

Configuration Features

Compatible With Wire & Cable Type	Discrete Wire
-----------------------------------	---------------

Contact Features

Crimp Wire Pin, Tab & Ferrule Terminal Type	Pin
Barrel Type	Open
Terminal Plating Material	Pre-Tin
Terminal Orientation	Straight

Mechanical Attachment

Wire Insulation Support	Without
-------------------------	---------

Dimensions

Wire Size	1021 – 2048 CMA
Terminal Material Thickness	.33 mm[.013 in]
Overall Product Length	7 mm[.275 in]

Usage Conditions

Insulation Option	Uninsulated
-------------------	-------------



Operation/Application

Heavy Duty	No
------------	----

Packaging Features

Packaging Quantity	40000
Packaging Method	Reel

Other

Comment	According to DIN 46228, Part 2., Splice Free
---------	--

Product Compliance



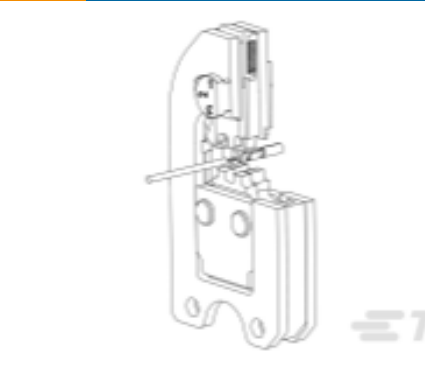







[For compliance documentation, visit the product page on TE.com>](#)

EU RoHS Directive 2011/65/EU	Compliant
EU ELV Directive 2000/53/EC	Compliant
China RoHS 2 Directive MIIT Order No 32, 2016	No Restricted Materials Above Threshold
EU REACH Regulation (EC) No. 1907/2006	Current ECHA Candidate List: JUNE 2022 (224) Candidate List Declared Against: JAN 2022 (223) SVHC > Threshold: Not Yet Reviewed
Halogen Content	Low Halogen - Br, Cl, F, I < 900 ppm per homogenous material. Also BFR/CFR/PVC Free
Solder Process Capability	Not applicable for solder process capability







Product Compliance Disclaimer


This information is provided based on reasonable inquiry of our suppliers and represents our current actual knowledge based on the information they provided. This information is subject to change. The part numbers that TE has identified as EU RoHS compliant have a maximum concentration of 0.1% by weight in homogenous materials for lead, hexavalent chromium, mercury, PBB, PBDE, DBP, BBP, DEHP, DIBP, and 0.01% for cadmium, or qualify for an exemption to these limits as defined in the Annexes of Directive 2011/65/EU (RoHS2). Finished electrical and electronic equipment products will be CE marked as required by Directive 2011/65/EU. Components may not be CE marked. Additionally, the part numbers that TE has identified as EU ELV compliant have a maximum concentration of 0.1% by weight in homogenous materials for lead, hexavalent chromium, and mercury, and 0.01% for cadmium, or qualify for an exemption to these limits as defined in the Annexes of Directive 2000/53/EC (ELV). Regarding the REACH Regulation, the information TE provides on SVHC in articles for this part number is based on the latest European Chemicals Agency (ECHA) 'Guidance on requirements for substances in articles' posted at this URL: <https://echa.europa.eu/guidance-documents/guidance-on-reach>

Compatible Parts

 <p>TE Part # 926867-2 AM WIRE PIN 13-10 .013 PTPB</p>	 <p>TE Part # 1-925552-0 AM WIRE PIN 20-17 AWG .0126 PTPPB</p>	 <p>TE Part # 1725724-2 DIE SET .5-1.0MM WIRE PIN</p>	 <p>TE Part # 2-2150219-1 OCEAN_2.0_APPLICATOR-E-080F</p>
 <p>TE Part # 2-2150219-2 OCEAN_2.0_APPLICATOR-E-080FA</p>	 <p>TE Part # 2150219-1 OCEAN_2.0_APPLICATOR-E-080F</p>	 <p>TE Part # 2150219-2 OCEAN_2.0_APPLICATOR-E-080FA</p>	 <p>TE Part # 7-2150219-1 OCEAN_2.0_APPLICATOR-E-080F</p>
 <p>TE Part # 7-2150219-2 OCEAN_2.0_APPLICATOR-E-080FA</p>	 <p>TE Part # 7-2150219-7 OCEAN_2.0_SPARE_PART_KIT-080F</p>		

Customers Also Bought

 <p>TE Part #640250-4 04P SL156 HSG W/LCK RAMP NATL</p>	 <p>TE Part #166053-1 COSI PIN CONTACT HD20 DF; 24-20 AWG</p>	 <p>TE Part #350715-4 06P UMNL PLUG HSG UL94VO</p>	 <p>TE Part #926298-6 UNML PLUG 4WAY</p>
 <p>TE Part #926682-3 06P UNIV.M-N-L.HSG.</p>	 <p>TE Part #640586-1 08P UMNL PLUG HSG V2 NATL</p>	 <p>TE Part #926882-3 UNIV.M-N-L.SOCKET</p>	 <p>TE Part #926887-3 UNIV.M-N-L.PIN</p>



TE Part #5068044005
CGPT-2.4/1.2-2-SP



TE Part #2381797-1
SBP200743WE0.5-1AC

Documents

Product Drawings

[AM WIRE PIN 20-17 .013 PTPB](#)

English

CAD Files

Customer View Model

[ENG_CVM_CVM_926823-4_D.2d_dxf.zip](#)

English

[3D PDF](#)

3D

Customer View Model

[ENG_CVM_CVM_926823-4_D.3d_igs.zip](#)

English

Customer View Model

[ENG_CVM_CVM_926823-4_D.3d_stp.zip](#)

English

By downloading the CAD file I accept and agree to the [Terms and Conditions](#) of use.

Product Specifications

[Application Specification](#)

English