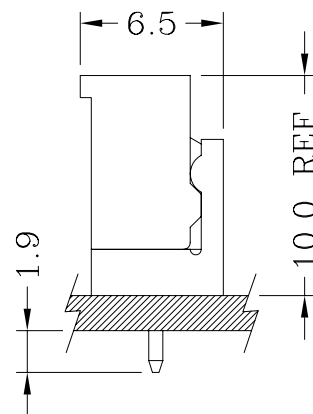
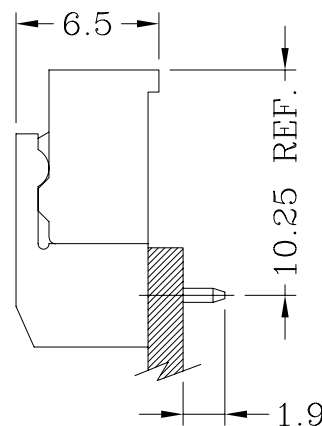


Assembly Layout

Straight Angle (V-Type)



Right Angle (R-Type)



Specifications:


Poles	2~15 Poles
Pitch between poles	2.50mm
Rated Voltage	250V AC,DC
Rated Current	2.5A (AWG #22)
Withstand Voltage	800V AC/minute
Contact Resistance	10mΩ (MAX.)
Insulation Resistance	1,000MΩ (MIN.)
Temperature Range	-25~+85°C
Applicable P.C.B. Thickness	1.60mm
Applicable P.C.B. Hole dia.	ø1.00±0.05
Applicable Wire Range	AWG #22~#28

UL:Recognized No. E144544

CSA:Certified No. LR78619

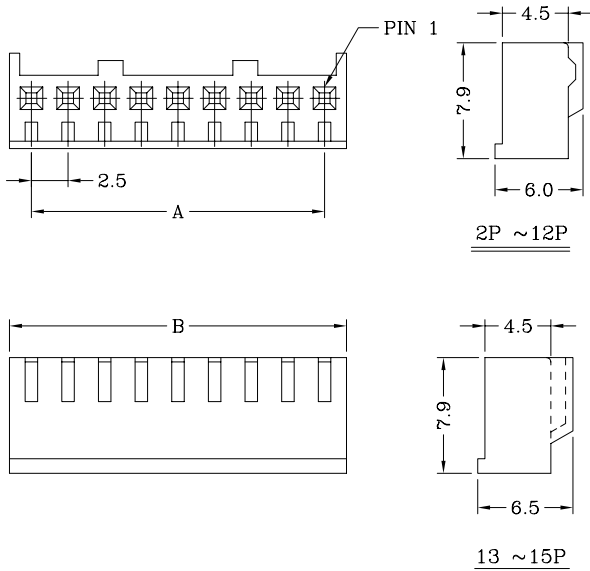


A2507 Series 2.50mm pitch crimp terminal socket



Features:

- * Available in 2 through 15 circuits
- * Material: Nylon 66 UL 94V-0 (Brown)
- * Suitable JWT A2507 series terminal
- * Mates with JWT A2507 series wafer



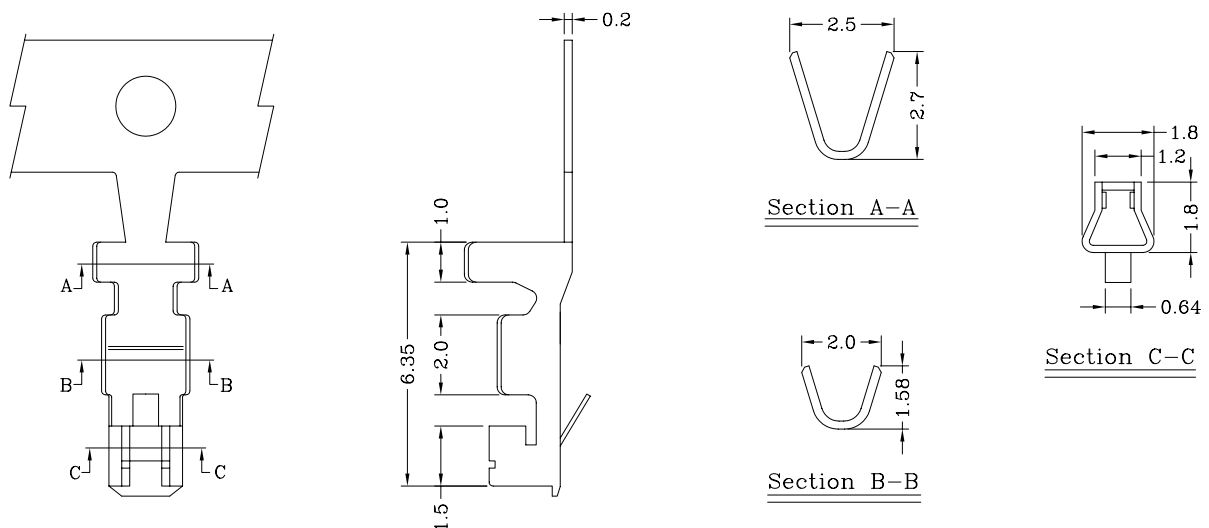
Dimensional & Ordering Information:

Circuits	Part No	Dimensions		PCS/BAG
		A	B	
2	A2507H02-2P	2.50	5.50	1000
3	A2507H02-3P	5.00	8.00	1000
4	A2507H02-4P	7.50	10.50	1000
5	A2507H02-5P	10.00	13.00	1000
6	A2507H02-6P	12.50	15.50	1000
7	A2507H02-7P	15.00	18.00	1000
8	A2507H02-8P	17.50	20.50	1000
9	A2507H02-9P	20.00	23.00	1000
10	A2507H02-10P	22.50	25.50	1000
11	A2507H02-11P	25.00	28.00	1000
12	A2507H02-12P	27.50	30.50	1000
13	A2507H02-13P	30.00	33.00	1000
14	A2507H02-14P	32.50	35.50	1000
15	A2507H02-15P	35.00	38.50	1000

A2507 Series 2.50mm pitch crimp terminal

Features:


- * Dual contact point
- * Used in JWT A2507 series socket



Specification & Ordering Information:

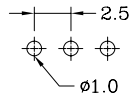
Part No	Wire Range	Insulation mm	Material	Finish	Qty/Reel
A2507TOP-2	AWG #22~#28	1.90mm(max)	Phosphor bronze	Tin-plated	10,000 PCS
A2507TOB-2	AWG #22~#28	1.90mm(max)	Brass	Tin-plated	10,000 PCS

A2507 Series 2.50mm pitch wafer

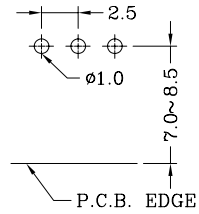


Features:

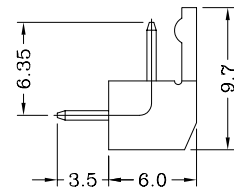
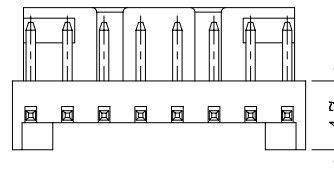
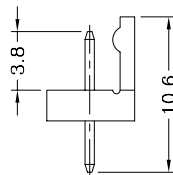
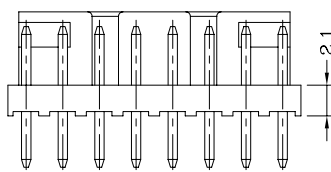
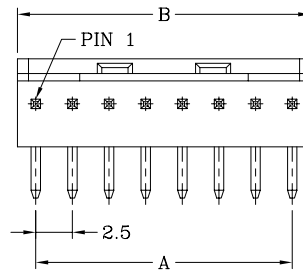
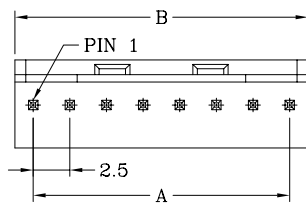
- * Available in 2 through 15 circuits
- * Material: Insulator: Nylon 66 UL 94V-0 (Brown)
Contact: 0.64mm(.025") square pin, brass, tin plated
- * Mates with A2507 series socket



PCB LAYOUT



PCB LAYOUT



Straight Angle

Right Angle

Dimensional & Ordering Information:

Circuits	Part No		Dimensions		PCS/BAG
	Straight Angle	Right Angle	A	B	
2	A2507WV2-2P	A2507WR2-2P	2.50	5.00	1000
3	A2507WV2-3P	A2507WR2-3P	5.00	7.50	1000
4	A2507WV2-4P	A2507WR2-4P	7.50	10.00	1000
5	A2507WV2-5P	A2507WR2-5P	10.00	12.50	1000
6	A2507WV2-6P	A2507WR2-6P	12.50	15.00	1000
7	A2507WV2-7P	A2507WR2-7P	15.00	17.50	500
8	A2507WV2-8P	A2507WR2-8P	17.50	20.00	500
9	A2507WV2-9P	A2507WR2-9P	20.00	22.50	500
10	A2507WV2-10P	A2507WR2-10P	22.50	25.00	500
11	A2507WV2-11P	A2507WR2-11P	25.00	27.50	500
12	A2507WV2-12P	A2507WR2-12P	27.50	30.00	500
13	A2507WV2-13P	A2507WR2-13P	30.00	32.50	500
14	A2507WV2-14P	A2507WR2-14P	32.50	35.00	500
15	A2507WV2-15P	A2507WR2-15P	35.00	37.50	500