



Timer Connector System

TE Internal #: 964265-3

Automotive Terminals, Tab, Mating Tab Width 1.6 mm [.063 in], Tab Thickness .024 in [.6 mm], 24 – 22 AWG Wire Size, Timer Connector System

[View on TE.com >](#)

Terminals & Splices > Automotive Terminals > TIMER, RECEPTACLE AND TAB



Terminal Type: **Tab**

Mating Tab Width: **1.6 mm [.063 in]**

Mating Tab Thickness: **.6 mm [.024 in]**

Terminal Transmits: **0 – 24 A (Low Power)**

Wire Size: **24 – 22 AWG**

[All TIMER, RECEPTACLE AND TAB \(344\)](#)

Features

Product Type Features

Receptacle Style	180°
Sealable	No
Primary Locking Feature	Locking Lance

Contact Features

Contact Size	1.6mm
Contact Fabrication	Stamped & Formed
Typical Current Rating	10 A
Crimp Type	F-Crimp
Terminal Type	Tab
Mating Tab Width	1.6 mm[.063 in]
Mating Tab Thickness	.6 mm[.024 in]
Interface Plating	Gold (Au)
Contact Termination Area Plating Material	Tin (Sn)

Termination Features

Termination Method to Wire & Cable	Crimp
Product Terminates To	Wire



Dimensions

Wire Size	.2 – .35 mm ²
Wire Size Search	22 AWG, 23 AWG, 24 AWG
Wire Insulation Diameter	1.15 – 1.6 mm [.045 – .063 in]

Usage Conditions

Insulation Option	Uninsulated
Operating Temperature (Max)	80 °C, 85 °C, 90 °C, 100 °C, 105 °C, 110 °C, 120 °C, 125 °C, 130 °C, 140 °C [176 °F][185 °F][194 °F][212 °F][221 °F][230 °F][248 °F][257 °F][266 °F][284 °F]
Operating Temperature Range	-40 – 140 °C [-40 – 284 °F]

Operation/Application

Compatible With Wire Base Material	Copper
------------------------------------	--------

Industry Standards

Agency/Standard	DIN 72 551 Part 5 and 6
-----------------	-------------------------

Packaging Features

Packaging Method	Reel
Packaging Quantity	6500

Other

Terminal Transmits	0 – 24 A (Low Power)
--------------------	----------------------

Product Compliance

[For compliance documentation, visit the product page on TE.com>](#)

EU RoHS Directive 2011/65/EU	Compliant
EU ELV Directive 2000/53/EC	Compliant
China RoHS 2 Directive MIIT Order No 32, 2016	No Restricted Materials Above Threshold
EU REACH Regulation (EC) No. 1907/2006	Current ECHA Candidate List: JUNE 2022 (224) Candidate List Declared Against: JAN 2022 (223) SVHC > Threshold: Not Yet Reviewed
Halogen Content	Low Halogen - Br, Cl, F, I < 900 ppm per homogenous material. Also BFR/CFR/PVC Free
Solder Process Capability	Not applicable for solder process capability

Product Compliance Disclaimer

This information is provided based on reasonable inquiry of our suppliers and represents our current actual knowledge based on the information they provided. This information is subject to change. The part numbers that TE has identified as EU RoHS compliant have a maximum concentration of 0.1% by weight in homogenous materials for lead, hexavalent chromium, mercury, PBB, PBDE, DBP, BBP, DEHP, DIBP, and 0.01% for cadmium, or qualify for an exemption to these limits as defined in the Annexes of Directive 2011/65/EU (RoHS2). Finished electrical and electronic equipment products will be CE marked as required by Directive 2011/65/EU. Components may not be CE marked. Additionally, the part numbers that TE has identified as EU ELV compliant have a maximum concentration of 0.1% by weight in homogenous materials for lead, hexavalent chromium, and mercury, and 0.01% for cadmium, or qualify for an exemption to these limits as defined in the Annexes of Directive 2000/53/EC (ELV). Regarding the REACH Regulation, the information TE provides on SVHC in articles for this part number is based on the latest European Chemicals Agency (ECHA) 'Guidance on requirements for substances in articles' posted at this URL: <https://echa.europa.eu/guidance-documents/guidance-on-reach>

Compatible Parts



TE Part # 539960-1
AUSZ-WKZ,MICRO TIM.



TE Part # 493224-1
HSG. 2P MICROTIMER TAB



TE Part # 2-2151050-1
OCEAN_2.0_APPLICATOR-S-062F0900



TE Part # 2-2151050-2
OCEAN_2.0_APPLICATOR-S-062F0900



TE Part # 2151050-1
OCEAN_2.0_APPLICATOR-S-062F0900



TE Part # 2151050-2
OCEAN_2.0_APPLICATOR-S-062F0900



TE Part # 5-2151050-1
OCEAN_2.0_APPLICATOR-S-062F0900



TE Part # 5-2151050-2
OCEAN_2.0_APPLICATOR-S-062F0900



TE Part # 7-2151050-1
OCEAN_2.0_APPLICATOR-S-062F0900



TE Part # 7-2151050-2
OCEAN_2.0_APPLICATOR-S-062F0900



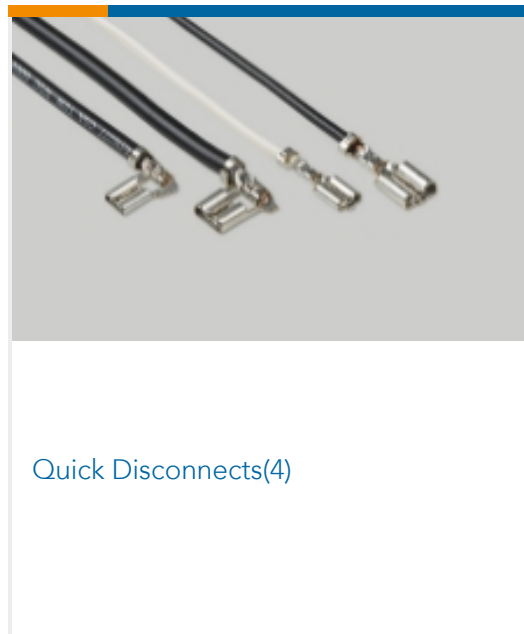

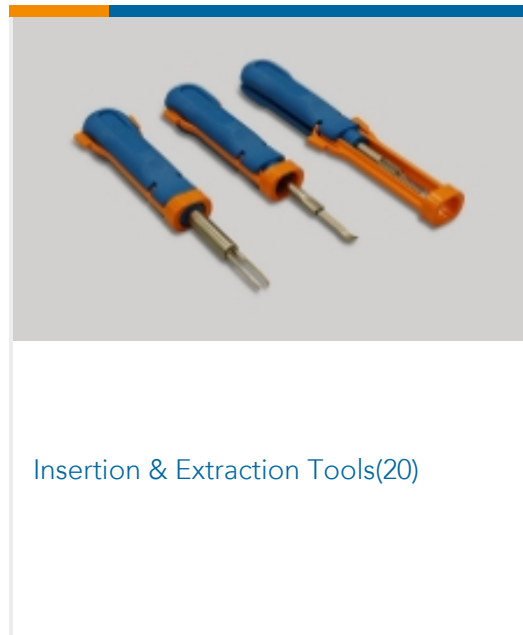
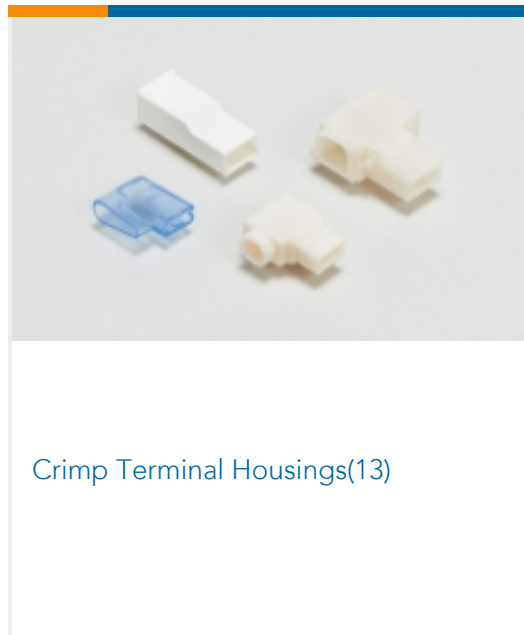
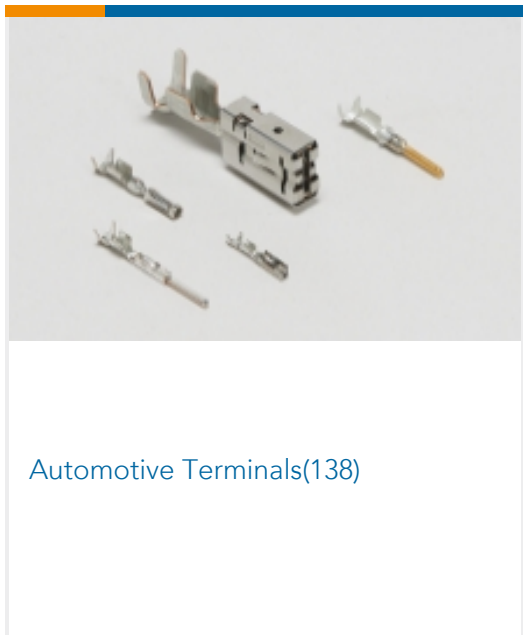
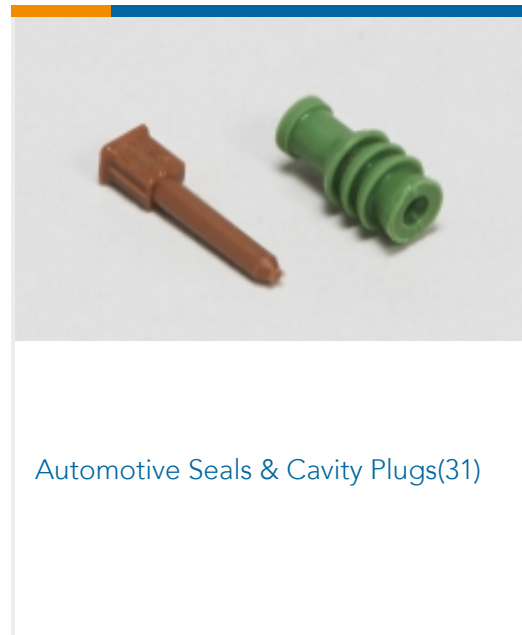
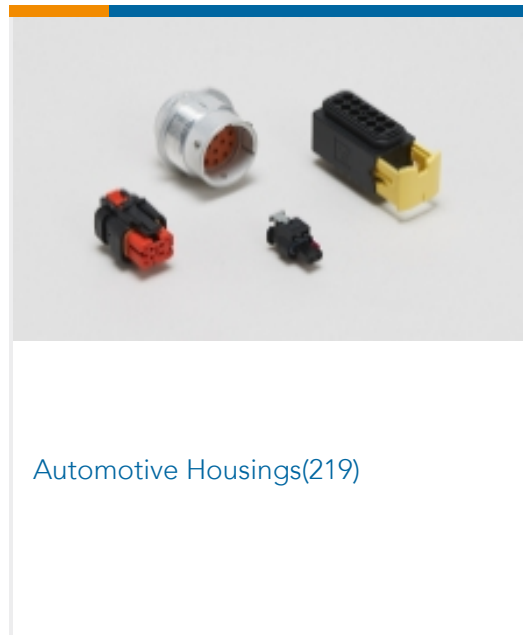
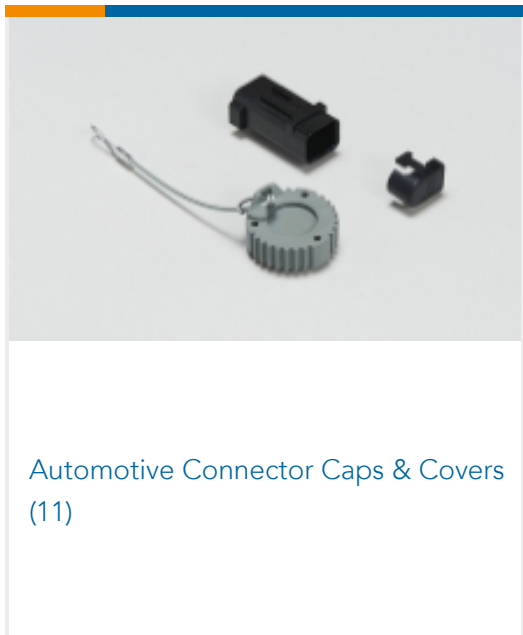
TE Part # 7-2151050-7
OCEAN_2.0_SPARE_PART_KIT-062F0900



TE Part # 2385319-1
EXTRACTION TOOL



Also in the Series | Timer Connector System



Customers Also Bought





Documents

Product Drawings

[TAB A 1.6x0.6 CONTACT CS SRC Au](#)

English

[TAB A 1.6x0.6 CONTACT CS SRC Au](#)

English

CAD Files

[3D PDF](#)

3D

[Customer View Model](#)

[ENG_CVM_CVM_964265-3_D.2d_dxf.zip](#)

English

[Customer View Model](#)

[ENG_CVM_CVM_964265-3_D.3d_igs.zip](#)

English

[Customer View Model](#)

[ENG_CVM_CVM_964265-3_D.3d_stp.zip](#)

English

By downloading the CAD file I accept and agree to the [Terms and Conditions](#) of use.

Datasheets & Catalog Pages

[Timer Interconnection System](#)

English

Product Specifications

[Application Specification](#)

German

[Application Specification](#)

English

Product Environmental Compliance

[Product Compliance](#)

English

[Product Compliance](#)

English

