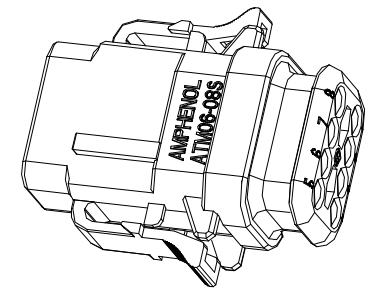
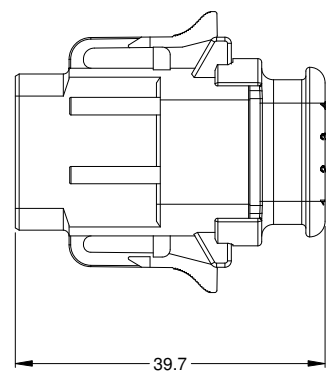
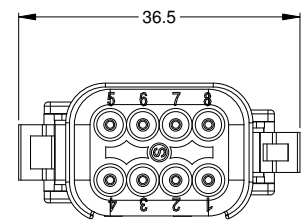
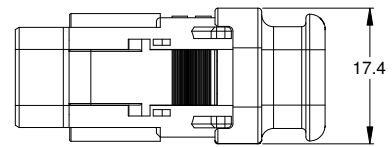
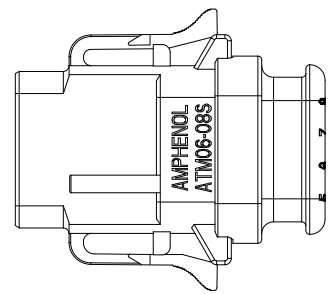
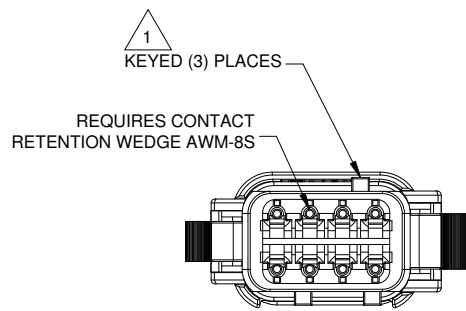


REVISIONS					
REV	ECO	DESCRIPTION	DATE	BY	APPR
A3		PERLIMINARY DESIGN	03/NOV/14	ORION	



NOTES: UNLESS OTHERWISE SPECIFIED

1 SEE SHEET 2 FOR KEY ARRANGEMENTS AND COLORS.

2. MATERIAL:
HOUSING: THERMOPLASTIC
SEAL: SILICONE RUBBER

3. MODIFICATIONS: STRAIN RELIEF END CAP

4. SPECIFICATIONS:
4.1 CURRENT RATING: 7.5 AMPS
4.2 OPERATING TEMPERATURE: -55°C TO +125°C
4.3 DIELECTRIC WITHSTANDING VOLTAGE: LESS THAN 2 MILLIAMPS CURRENT LEAKAGE @ 1500 VOLTS AC.
4.4 INSULATION RESISTANCE: 1000 MEGOHMS MIN @ 25°C.
4.5 MOISTURE RESISTANCE: IP67 (MATED CONDITION)
4.6 MATING CYCLE DURABILITY: 100 CYCLES
4.7 RoHS COMPLIANT

5. MATING PART: ATM04-08PX* RECEPTACLE.
(X = A,B,C,D KEYS; * = MODIFICATIONS AND COLORS)

6. ALL DIMENSIONS ARE FOR REFERENCE USE ONLY.

7 CONTACT SIZE AND REAR SEAL WIRE RANGE:

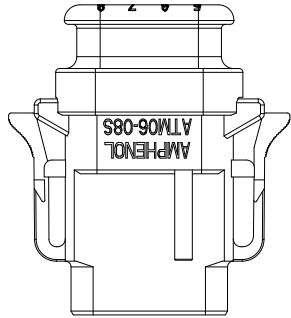
CONTACT SIZE	MIN. INSUL O.D.	MAX. INSUL O.D.	WIRE RANGE
20	1.35 mm (.053 in)	3.05 mm (.120 in)	16 - 22 AWG

SEE SHEET 2		DESCRIPTION		ITEM
QUANTITY	PART NUMBER	MATERIALS LIST		
UNLESS OTHERWISE SPECIFIED		SIGNATURES	DATE	
1) All dimensions are in metric(mm).		DRAWN: ORIONLI	03/NOV/14	
2) Tolerances are as follows:		CHECKED:		
1 PL DEC ±0.30 Fractions: ±1/64		ENGINEER:		
2 PL DEC ±0.15 Angles ±1°		APPROVAL:		
3) Note reference =		CUSTOMER:		
MATERIAL SPECIFICATIONS:		THIS DRAWING IS SUPPLIED FOR INFORMATION ONLY. DESIGN FEATURES, SPECIFICATIONS AND PERFORMANCE DATA SHOWN HEREON ARE THE PROPERTY OF THE AMPHENOL CORPORATION. NO RIGHTS OF REPRODUCTION ARE IMPLIED. ALL DIMENSIONS ARE SUBJECT TO NORMAL MANUFACTURING VARIATIONS.		
PROCESS SPECIFICATIONS:		SIZE	TYPE	DWG NO.
NEXT ASSY:		B	C-	ATM06-08SX-SR1XX
		SCALE:	NONE	REVISION 01
		SHEET 1 OF 2		

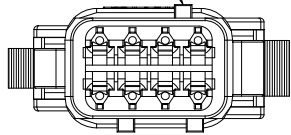
TITLE: PLUG, KEYS, 8 SOCKET, STRAIN RELIEF, ATM SERIES
DWG NO.: ATM06-08SX-SR1XX
REV: 01
SH: 1
OF: 2

REVISIONS					
REV	ECO	DESCRIPTION	DATE	BY	APPR

P/N ATM06-08SA-SR1GY
KEY-A CONFIGURATION
STANDARD COLOR: GREY

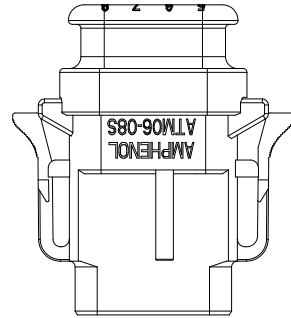


KEYED (3) PLACES

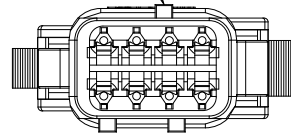


KEY-A CONFIGURATION	
COLOR	PART NUMBER
* GREY	ATM06-08SA-SR1GY
BLACK	ATM06-08SA-SR1BK
GREEN	ATM06-08SA-SR1GN
BROWN	ATM06-08SA-SR1BN

P/N ATM06-08SB-SR1BK
KEY-B CONFIGURATION
STANDARD COLOR: BLACK

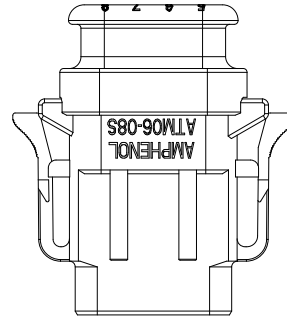


KEYED (3) PLACES

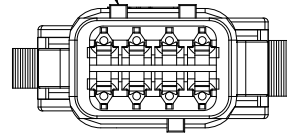


KEY-B CONFIGURATION	
COLOR	PART NUMBER
GREY	ATM06-08SB-SR1GY
* BLACK	ATM06-08SB-SR1BK
GREEN	ATM06-08SB-SR1GN
BROWN	ATM06-08SB-SR1BN

P/N ATM06-08SC-SR1GN
KEY-C CONFIGURATION
STANDARD COLOR: GREEN

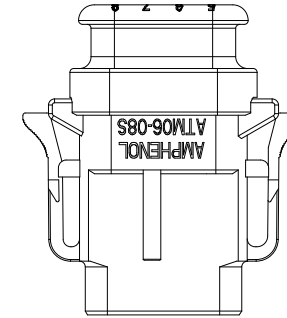


KEYED (3) PLACES

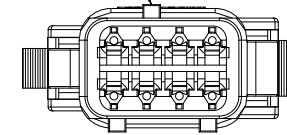


KEY-C CONFIGURATION	
COLOR	PART NUMBER
GREY	ATM06-08SC-SR1GY
BLACK	ATM06-08SC-SR1BK
* GREEN	ATM06-08SC-SR1GN
BROWN	ATM06-08SC-SR1BN

P/N ATM06-08SD-SR1BN
KEY-D CONFIGURATION
STANDARD COLOR: BROWN



KEYED (3) PLACES



KEY-D CONFIGURATION	
COLOR	PART NUMBER
GREY	ATM06-08SD-SR1GY
BLACK	ATM06-08SD-SR1BK
GREEN	ATM06-08SD-SR1GN
* BROWN	ATM06-08SD-SR1BN

NOTE:

AN ASTERISKS (*) PLACED BEFORE THE COLOR DENOTES THE STANDARD MOLDED COLOR OF THE CONNECTORS SHOWN ABOVE.

OTHER COLORS SHOWN ARE AVAILABLE VIA SPECIAL ORDER.

QUANTITY	PART NUMBER	DESCRIPTION	ITEM
MATERIALS LIST			
UNLESS OTHERWISE SPECIFIED 1) All dimensions are in metric(mm). 2) Tolerances are as follows: 1 PL DEC ±0.30 Fractions ±1/64 2 PL DEC ±0.15 Angles ±1° 3) Note reference =		SIGNATURES DATE DRAWN: ORION LI 03/NOV/14 CHECKED: ENGINEER: APPROVAL:	Amphenol Sine Systems - www.amphenol-sine.com 44724 Morley Drive Clinton Township, MI 48036
MATERIAL SPECIFICATIONS:		CUSTOMER:	
PROCESS SPECIFICATIONS:		THIS DRAWING IS SUPPLIED FOR INFORMATION ONLY. DESIGN FEATURES, SPECIFICATIONS AND PERFORMANCE DATA SHOWN HEREON ARE THE PROPERTY OF THE AMPHENOL CORPORATION. NO RIGHTS OF REPRODUCTION ARE IMPLIED. ALL DIMENSIONS ARE SUBJECT TO NORMAL MANUFACTURING VARIATIONS.	
NEXT ASSY:		SIZE: B TYPE: C- DWG NO.: ATM06-08SX-SR1XX REVISION: 01	
		SCALE: NONE	SHEET 2 OF 2

TITLE: PLUG, KEYED, 8 SOCKET, STRAIN RELIEF, ATM SERIES
DWG NO.: ATM06-08SX-SR1XX
REV: 01
SHEET 2 OF 2