



Terminals & Splices > Automotive Terminals > MQS, RECEPTACLE AND TAB



Terminal Type: **Receptacle**

Mating Tab Width: **.63 mm [.025 in]**

Mating Tab Thickness: **.63 mm [.025 in]**

Terminal Transmits: **0 – 24 A (Low Power)**

Sealable: **No**

[All MQS, RECEPTACLE AND TAB \(125\)](#)

Features

Product Type Features

Sealable	No
Primary Locking Feature	Locking Lance


Contact Features

Contact Size	.63mm
Contact Fabrication	Stamped & Formed
Typical Current Rating	7.5 A
Crimp Type	FFC
Terminal Type	Receptacle
Mating Tab Width	.63 mm[.025 in]
Mating Tab Thickness	.63 mm[.025 in]
Interface Plating	Tin (Sn)
Contact Termination Area Plating Material	Tin (Sn)

Termination Features

Termination Method to Wire & Cable	Crimp
Product Terminates To	Wire

Dimensions





Wire Size Search	20 AWG, 21 AWG, 22 AWG, 23 AWG
------------------	--------------------------------

Usage Conditions

Insulation Option	Uninsulated
Operating Temperature (Max)	80 °C, 85 °C, 90 °C, 100 °C, 105 °C, 110 °C, 120 °C, 125 °C, 130 °C, 140 °C[176 °F][185 °F][194 °F][212 °F][221 °F][230 °F][248 °F][257 °F][266 °F][284 °F]
Operating Temperature Range	-40 – 140 °C[-40 – 284 °F]

Operation/Application

Compatible With Wire Base Material	Copper
------------------------------------	--------

Packaging Features

Packaging Method	Reel
Packaging Quantity	12500

Other

Terminal Transmits	0 – 24 A (Low Power)
--------------------	----------------------

Product Compliance

[For compliance documentation, visit the product page on TE.com>](#)

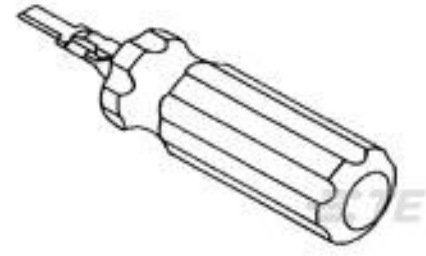

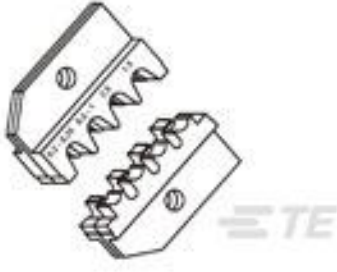

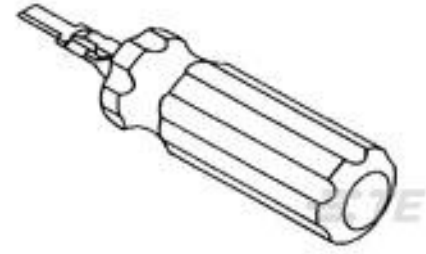









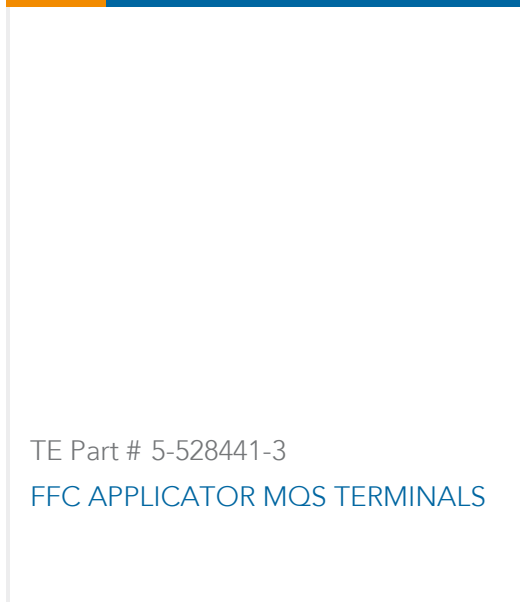

EU RoHS Directive 2011/65/EU	Compliant
EU ELV Directive 2000/53/EC	Compliant
China RoHS 2 Directive MIIT Order No 32, 2016	No Restricted Materials Above Threshold
EU REACH Regulation (EC) No. 1907/2006	Current ECHA Candidate List: JUNE 2022 (224) Candidate List Declared Against: JAN 2022 (223) SVHC > Threshold: Not Yet Reviewed
Halogen Content	Low Halogen - Br, Cl, F, I < 900 ppm per homogenous material. Also BFR/CFR/PVC Free
Solder Process Capability	Not applicable for solder process capability

Product Compliance Disclaimer

This information is provided based on reasonable inquiry of our suppliers and represents our current actual knowledge based on the information they provided. This information is subject to change. The part numbers that TE has identified as EU RoHS compliant have a maximum concentration of 0.1% by weight in homogenous materials for lead, hexavalent chromium, mercury, PBB, PBDE, DBP, BBP, DEHP, DIBP, and 0.01% for cadmium, or qualify for an exemption to these limits as defined in the Annexes of Directive 2011/65/EU (RoHS2). Finished electrical and electronic equipment products will be CE marked as required by Directive 2011/65/EU. Components may not be CE marked. Additionally, the part numbers that TE has identified as EU ELV compliant have a maximum concentration of 0.1% by weight in homogenous


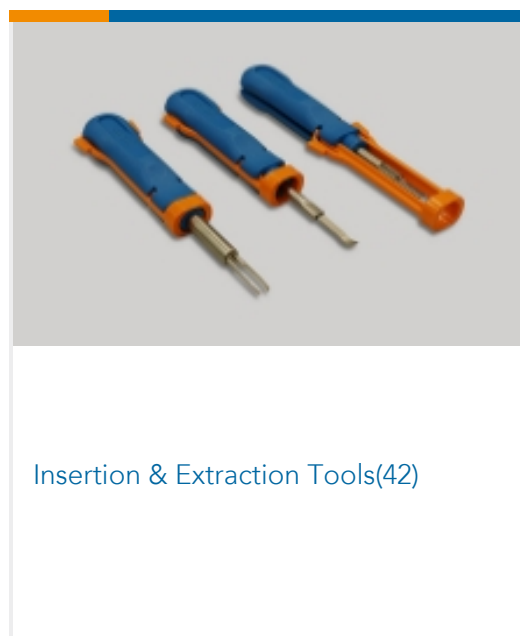
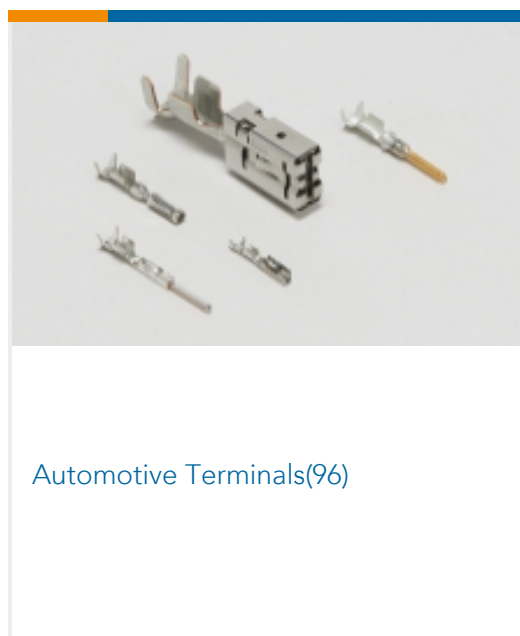
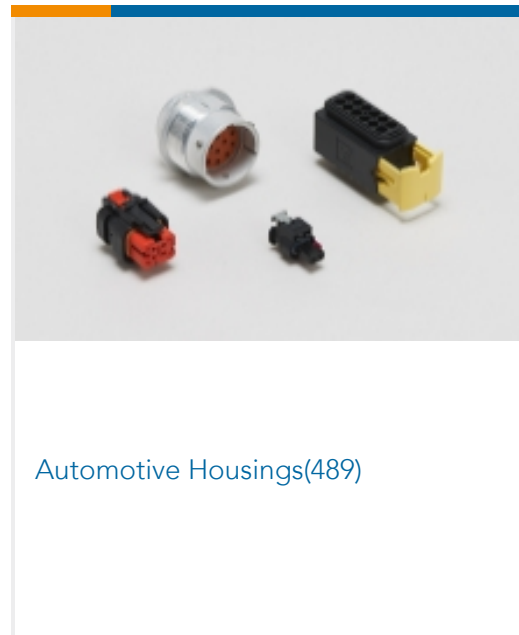
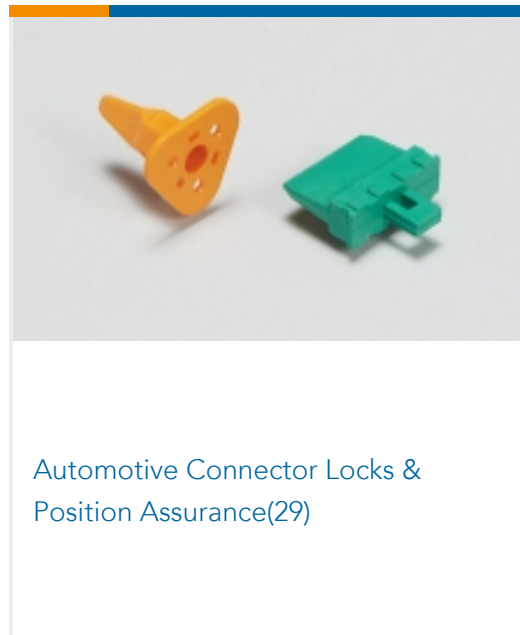
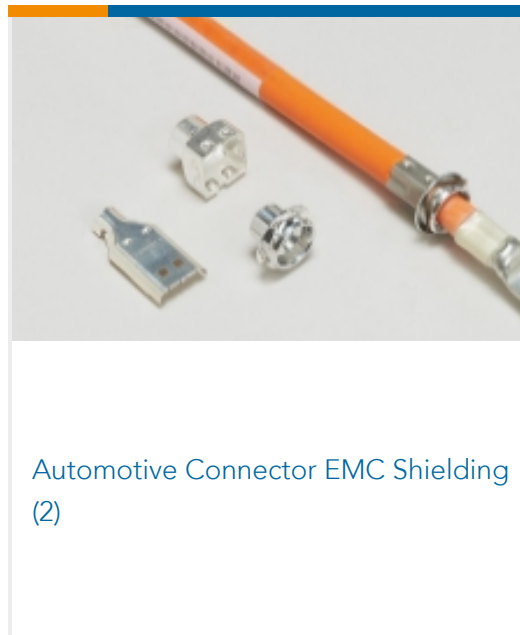
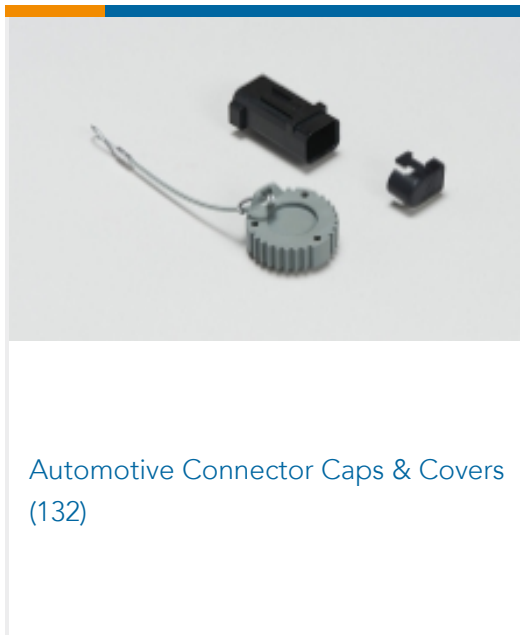
materials for lead, hexavalent chromium, and mercury, and 0.01% for cadmium, or qualify for an exemption to these limits as defined in the Annexes of Directive 2000/53/EC (ELV). Regarding the REACH Regulation, the information TE provides on SVHC in articles for this part number is based on the latest European Chemicals Agency (ECHA) 'Guidance on requirements for substances in articles' posted at this URL: <https://echa.europa.eu/guidance-documents/guidance-on-reach>

Compatible Parts

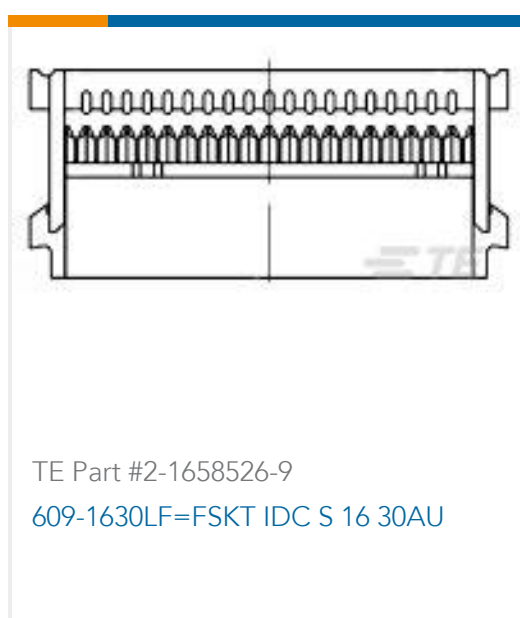
 <p>TE Part # 91092-1 ET FFC</p>	 <p>TE Part # 1-528013-1 FFC PISTOL GRIP HAND TOOL CASE</p>	 <p>TE Part # 1579001-4 DIE SET MQS 1.2</p>	 <p>TE Part # 3-1579004-0 HAND TOOL FFC-MQS 1-10POS. 100-200?M</p>
 <p>TE Part # 91093-1 ET FFC</p>	 <p>TE Part # 2394880-3 FFC BASE MACHINE MARK II, ENGLISH</p>	 <p>TE Part # 1-91047-0 ET FFC CARD EDGE 10 POS</p>	 <p>TE Part # 1-91047-2 ET FFC CARD EDGE 35 POS</p>
 <p>TE Part # 1-91047-4 ET FFC CARD EDGE 12 POS</p>	 <p>TE Part # 1-91047-5 ET FFC CARD EDGE 14 POS</p>	 <p>TE Part # 1-91047-6 ET FFC CARD EDGE</p>	 <p>TE Part # 1-91047-8 ET FFC CARD EDGE</p>
 <p>TE Part # 1-91047-9 EXTR. TOOL, 3 BLADES</p>	 <p>TE Part # 2-91047-6 FFC EXTRACTION TOOL</p>	 <p>TE Part # 5-528441-3 FFC APPLICATOR MQS TERMINALS</p>	 <p>TE Part # 91047-1 ET FFC CONN 9 POS</p>

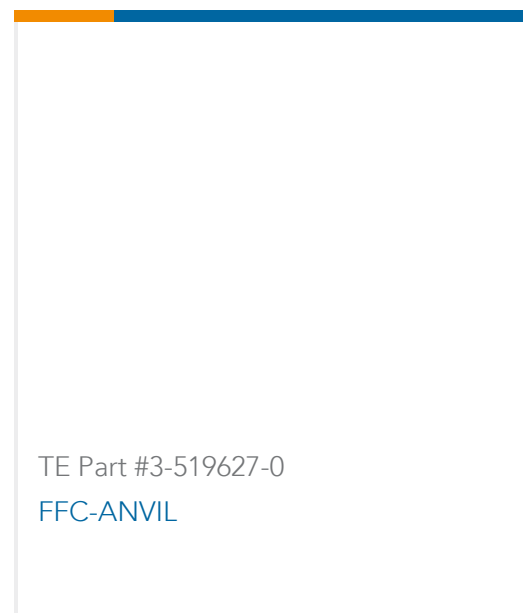
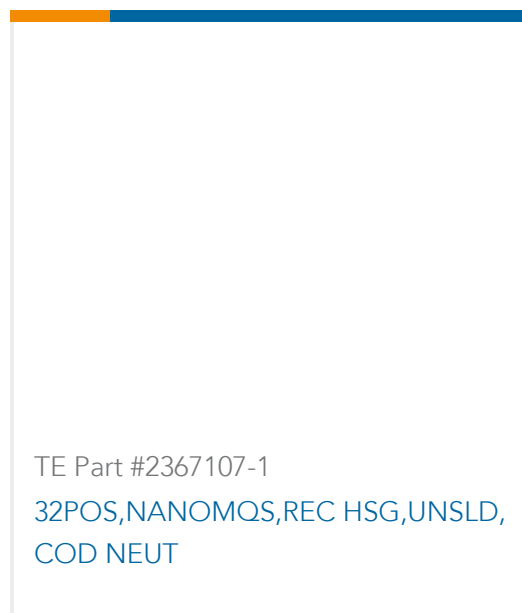
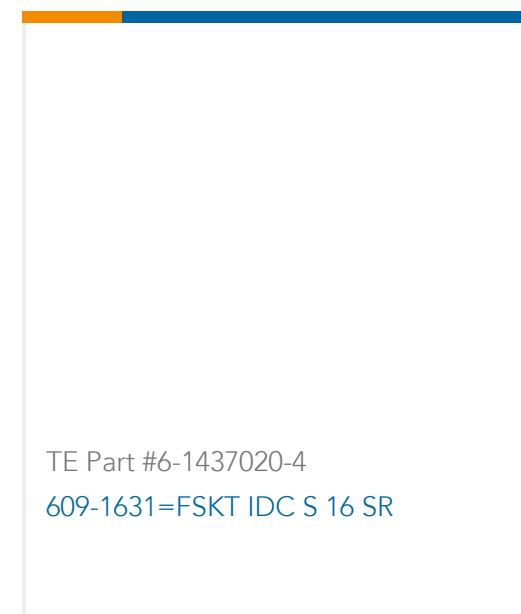
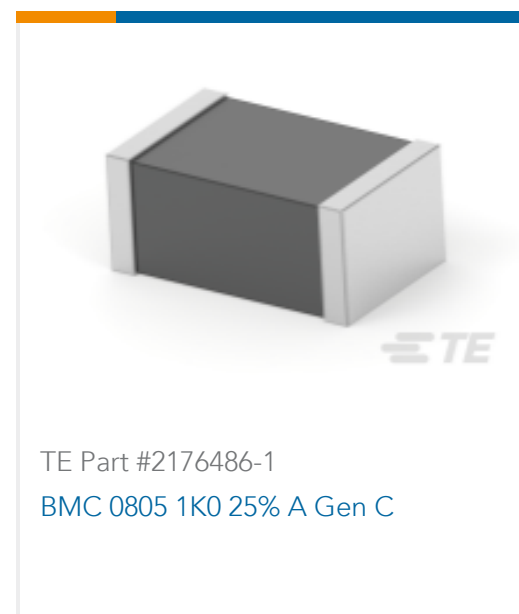


Also in the Series | MQS



Customers Also Bought





Documents

Product Drawings

MQS0,63 Sn rec LL unseal. FFC

English

CAD Files

Customer View Model

ENG_CVM_929387-1_A2.3d_igs.zip

English

Customer View Model

ENG_CVM_929387-1_A2.3d_stp.zip

English

Customer View Model

ENG_CVM_929387-1_A2.2d_dxf.zip

English

3D PDF

English

By downloading the CAD file I accept and agree to the [Terms and Conditions](#) of use.

Datasheets & Catalog Pages

Micro Quadlok Interconnection System (MQS)

English

Product Specifications

Application Specification

English

Product Environmental Compliance

Product Compliance



English

Product Compliance

English