

917694-1 ✓ ACTIVE



## AMP Signal Double Lock

TE Internal #: 917694-1

Housing, Plug, Wire-to-Wire, 10 Position, 2.5 mm [.098 in]


Centerline, Crimp, 1 Row, Natural, Mating Retention, Wire & Cable,

AMP Signal Double Lock

[View on TE.com >](#)

Connectors > PCB Connectors > Wire-to-Board Connectors > Wire-to-Board Connector Assemblies & Housings >

STD Temp Signal Double Lock Plug



Connector Product Type: **Housing**

Connector & Housing Type: **Plug**

Connector System: **Wire-to-Wire**

Number of Positions: **10**

Centerline (Pitch): **2.5 mm [.098 in]**

[All STD Temp Signal Double Lock Plug \(35\)](#)

## Features

### Product Type Features

|                                   |              |
|-----------------------------------|--------------|
| Connector Product Type            | Housing      |
| Connector & Housing Type          | Plug         |
| Connector System                  | Wire-to-Wire |
| Sealable                          | No           |
| Connector & Contact Terminates To | Wire & Cable |

### Configuration Features

|                     |    |
|---------------------|----|
| Number of Positions | 10 |
| Number of Rows      | 1  |

### Electrical Characteristics

|                   |         |
|-------------------|---------|
| Operating Voltage | 250 VAC |
|-------------------|---------|

### Contact Features

|  |  |
|--|--|
|  |  |
|--|--|

|                              |        |
|------------------------------|--------|
| Contact Layout               | Inline |
| Contact Type                 | Socket |
| Contact Current Rating (Max) | 3 A    |

#### Termination Features

|                                    |       |
|------------------------------------|-------|
| Termination Method to Wire & Cable | Crimp |
|------------------------------------|-------|

#### Mechanical Attachment

|                         |                            |
|-------------------------|----------------------------|
| Strain Relief           | Without                    |
| Mating Retention Type   | Latch                      |
| Mating Retention        | With                       |
| Connector Mounting Type | Cable Mount (Free-Hanging) |

#### Housing Features

|                    |                  |
|--------------------|------------------|
| Housing Material   | Nylon 6/6        |
| Centerline (Pitch) | 2.5 mm [.098 in] |
| Housing Color      | Natural          |

#### Dimensions

|           |                      |
|-----------|----------------------|
|           | 11 in                |
| Wire Size | .518 mm <sup>2</sup> |

#### Usage Conditions

|                             |                             |
|-----------------------------|-----------------------------|
| Operating Temperature Range | -30 – 105 °C [-22 – 221 °F] |
|-----------------------------|-----------------------------|

#### Operation/Application

|                     |                |
|---------------------|----------------|
| Circuit Application | Power & Signal |
|---------------------|----------------|

#### Industry Standards

|                        |           |
|------------------------|-----------|
| Glow Wire Rating       | Glow Wire |
| UL Flammability Rating | UL 94V-0  |

#### Packaging Features

|                    |           |
|--------------------|-----------|
| Packaging Quantity | 200       |
| Packaging Method   | Bag & Box |

#### Product Compliance

For compliance documentation, visit the product page on [TE.com](#)>

|                              |           |
|------------------------------|-----------|
| EU RoHS Directive 2011/65/EU | Compliant |
| EU ELV Directive 2000/53/EC  | Compliant |






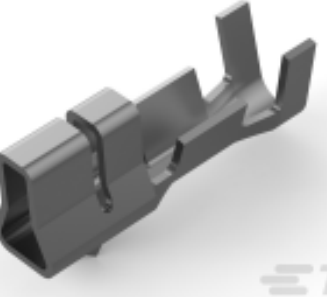


|   |   |
|---|---|
| China RoHS 2 Directive MIIT Order No 32, 2016 | No Restricted Materials Above Threshold   |
| EU REACH Regulation (EC) No. 1907/2006        | Current ECHA Candidate List: JUNE 2022 (224)<br>Candidate List Declared Against: JUNE 2022 (224)<br>Does not contain REACH SVHC |
| Halogen Content                               | Low Halogen - Br, Cl, F, I < 900 ppm per homogenous material. Also BFR/CFR/PVC Free   |
| Solder Process Capability                     | Not applicable for solder process capability  |

Product Compliance Disclaimer

This information is provided based on reasonable inquiry of our suppliers and represents our current actual knowledge based on the information they provided. This information is subject to change. The part numbers that TE has identified as EU RoHS compliant have a maximum concentration of 0.1% by weight in homogenous materials for lead, hexavalent chromium, mercury, PBB, PBDE, DBP, BBP, DEHP, DIBP, and 0.01% for cadmium, or qualify for an exemption to these limits as defined in the Annexes of Directive 2011/65/EU (RoHS2). Finished electrical and electronic equipment products will be CE marked as required by Directive 2011/65/EU. Components may not be CE marked. Additionally, the part numbers that TE has identified as EU ELV compliant have a maximum concentration of 0.1% by weight in homogenous materials for lead, hexavalent chromium, and mercury, and 0.01% for cadmium, or qualify for an exemption to these limits as defined in the Annexes of Directive 2000/53/EC (ELV). Regarding the REACH Regulation, the information TE provides on SVHC in articles for this part number is based on the latest European Chemicals Agency (ECHA) 'Guidance on requirements for substances in articles' posted at this URL: <https://echa.europa.eu/guidance-documents/guidance-on-reach>

### Compatible Parts

|  |  |  |  |
|--|--|--|--|
|  <p>TE Part # CAT-SI261-C1701<br/>STD Temp Signal Double Lock Cap</p> |  <p>TE Part # CAT-SI261-R2435<br/>Signal Double Lock Receptacle</p> |  <p>TE Part # 917730-1<br/>2.5 SIGNAL D/LOCK HDR ASSY 10P</p> |  <p>TE Part # 917788-1<br/>2.5 S.D.L POST HDR ASY 10P STD</p> |
|  <p>TE Part # 2-917730-1<br/>2.5 S.D.L HDR ASSY 10P H-PRO</p>         |  <p>TE Part # 2-917788-1<br/>2.5 S.D.L POST HDR ASY 10P STD</p>     |  <p>TE Part # 316401-1<br/>2.5 SIGNAL D/L REC CONT. M L/P</p> |  <p>TE Part # 234605-1<br/>EXT-TOOL</p>                       |


### Also in the Series | AMP Signal Double Lock




Connector Contacts(8)



Insertion & Extraction Tools(1)



PCB Connector Seals(1)



PCB Headers & Receptacles(145)



PCB Latches, Locks & Retainers(17)




Rectangular Caps & Covers(1)



Rectangular Connector Housings(23)



Rectangular Connector Locking(2)



Rectangular Connector Seals(10)



Rectangular Power Connectors(3)



Standard Rectangular Connectors(1)



Wire-to-Board Connector Assemblies & Housings(74)



Wire-to-Board Connector Contacts(6)

## Customers Also Bought



TE Part #316094-1  
STD Temp Signal Double Lock Cap



TE Part #917690-1  
STD Temp Signal Double Lock Plug



TE Part #917702-1  
Signal Double Lock TPA



TE Part #1-1743165-5  
250 HSG. PL EX REC. 12mm 2P  
YELLOW



## Documents

### Product Drawings

[2.5 SIGNAL D/LOCK PLUG HSG 10P](#)

English

### CAD Files

[3D PDF](#)

3D

Customer View Model

[ENG\\_CVM\\_CVM\\_917694-1\\_N.2d\\_dxf.zip](#)

English

Customer View Model

[ENG\\_CVM\\_CVM\\_917694-1\\_N.3d\\_igs.zip](#)

English

Customer View Model

[ENG\\_CVM\\_CVM\\_917694-1\\_N.3d\\_stp.zip](#)

English

By downloading the CAD file I accept and agree to the [Terms and Conditions](#) of use.

### Datasheets & Catalog Pages

[SOFT\\_SHELL\\_PIN\\_AND\\_SOCKET\\_CONNECTORS\\_CATALOG](#)

English

[1773458-3\\_2.5MM\\_SIGNAL\\_DOUBLE\\_LOCK\\_CONNECTORS](#)

English

### Product Environmental Compliance

[TE Material Declaration](#)

English

### Instruction Sheets

[Instruction Sheet \(non U.S.\)](#)

English

[AMP 2.5 SIGNAL DOUBLE LOCK CONNECTOR SERIES](#)

English

### Agency Approvals

[CSA Certificate](#)

917694-1

Housing, Plug, Wire-to-Wire, 10 Position, 2.5 mm [.098 in] Centerline, Crimp, 1 Row,  
Natural, Mating Retention, Wire & Cable, AMP Signal Double Lock



English

[CSA Certificate](#)

English