

PRODUCT NUMBER
98414-XXX-XX-XXXLF

PLATING _____ RoHS COMPATIBLE, SEE NOTE 8
S = 0.38µm GOLD/GXT ON CONTACT AREA
2µm MIN MATTE TIN ON TAIL
POLARIZATION, SEE NOTE 7
PACKAGING, SEE NOTE 5
TOTAL NB OF POSITIONS, 04 TO 50 POS
COLOR OPTION NOTE 1

G = 0.76µm GOLD/GXT ON CONTACT AREA
2µm MIN MATTE TIN ON TAIL
COLOR OPTION NOTE 1

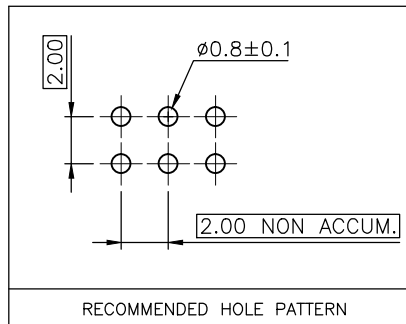
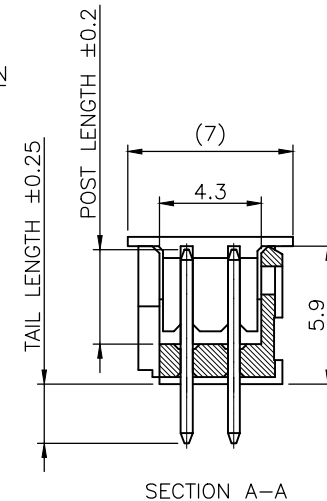
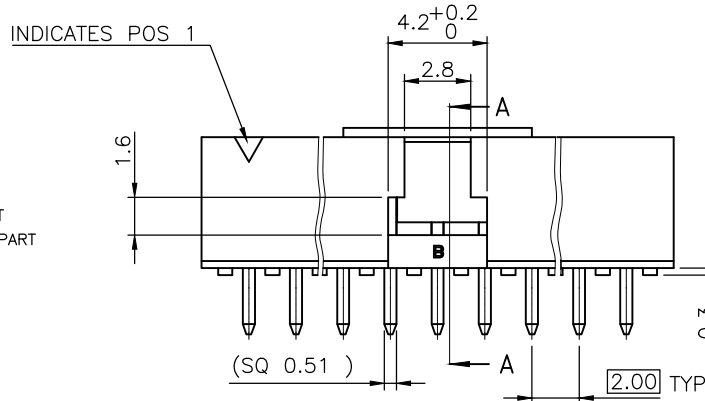
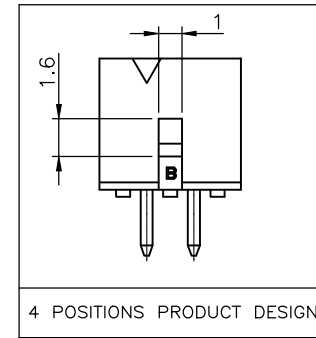
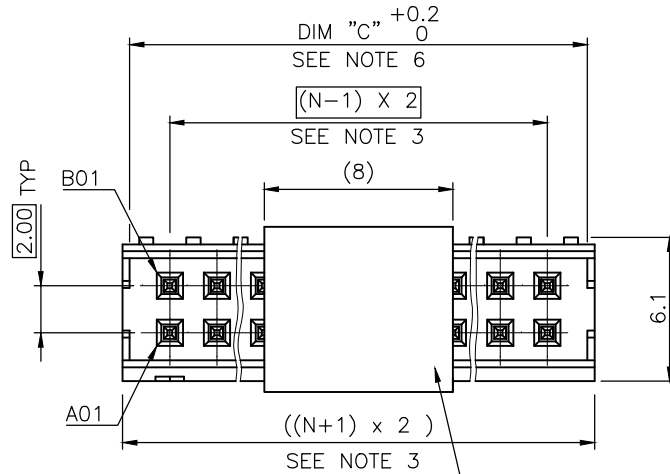
PIN STYLE	POST LENGTH	TAIL LENGTH
04	4.00	2.00
06	4.00	2.50
08	4.00	3.10
10	4.00	3.70

F = GOLD FLASH ON CONTACT AREA
2µm MIN MATTE TIN ON TAIL

T = 2.0-6.0µm FULL MATTE TIN
1.27µm Ni MIN UNDERLAYER

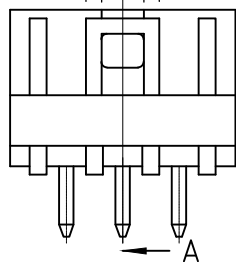
NOTES:

- MATERIAL HOUSING: HIGH TEMP. THERMOPLASTIC UL-94V0
- = STANDARD COLOR CREAM
B = OPTIONAL COLOR BLACK
- MATERIAL TERMINAL: COPPER ALLOY
- TO DETERMINE DIMENSIONS:
N = NUMBER OF POSITIONS PER ROW
- 7N MIN. PIN RETENTION IN EITHER DIRECTION.
- PACKAGING:
= STANDARD PACKAGING IN POLYBAG
- = PLASTIC BOX WHEN POLARISATION FEATURE APPLICABLE
B = TUBE WITH PICK-UP CAP FOR 12 UP TO 50 POS
U = TUBE AVAILABLE FROM 06 TO 50 POS
UV = TUBE WITHOUT PICK UP CAP FOR CUSTOMER DEDICATED PART
AV = TAPE & REEL WITH PICK UP CAP FOR CUSTOMER DEDICATED PART
KV = TAPE & REEL WITHOUT PICK UP CAP FOR CUSTOMER DEDICATED PART
- DIM "C" = (N x 2) + 1.4
EXAMPLE: N = 7
DIM "C" = (7 x 2) + 1.4 = 15.4 mm
- FOR POLARIZATION, SPECIFIED PIN
EXAMPLE : A03 = ROW A, POSITION 03 TO OMIT PIN
OMIT FROM PRODUCT NUMBER IF THIS FEATURE IS NOT APPLICABLE.
- RoHS COMPATIBLE PRODUCT SPECIFICATIONS
 - PLATING:
- "LF" MEANS THE PRODUCT IS LEAD-FREE,
2µm MINIMUM MATTE TIN OVER 1.27µm MINIMUM NICKEL UNDERPLATE.
 - MANUFACTURING PROCESS COMPATIBILITY
- THE HOUSING WILL WITHSTAND EXPOSURE TO 260°C ±5°C SOLDER BATH TEMPERATURE FOR 5 SECONDS IN A WAVE SOLDER APPLICATION WITH A 1.6mm MIN THICK CIRCUIT BOARD.
 - LABELLING:
- MEETS PACKAGING SPECS AS PER GS-14-920
 - THIS PRODUCT MEETS EUROPEAN DIRECTIVES AND OTHER COUNTRY REGULATIONS AS DISCRIBED IN GS-47-0004

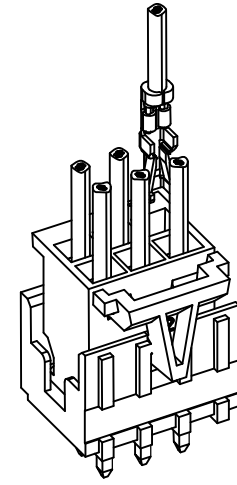
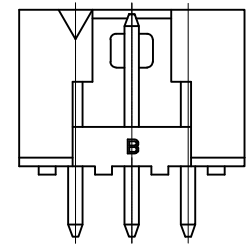
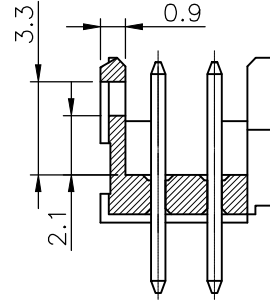


mat'l. code SEE NOTES		surface ISO 1302 ✓	tolerance ISO 406 ISO 101	projection 101	product family MINITEK
ltr	ecn no dr date	tolerances unless otherwise specified		mm	title SHR HEADER 2.00 VERTICAL TMT
P	F10-0215 JCO 10.09.16	angles	X.X ±0.3		scale 1:1
R	B-18812 LMU 14.09.15	linear	X.XX ±0.13		dwg no 98414
S	B-19190 LMU 14.10.24		X.XXX ±0.05		sheet 1 of 2 size A3
T	B-19797 AMA 14.12.16	dr	L.MULIN 04.09.27	FCJ	type CUSTOMER Drawing
M	F08-0145 ELA 15.04.08	enrg	J.COMPAGNON 04.09.27		
N	F09-0211 JCO 09.11.03	appd	JM.C 04.09.27		
sheet index	revision sheet	T A			
		1 2			

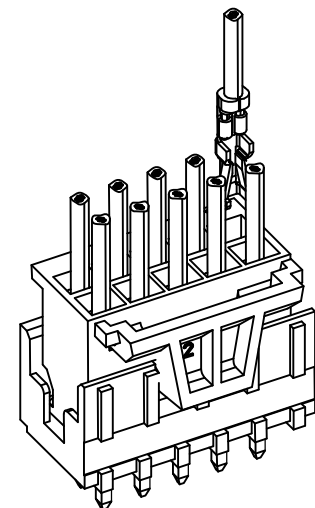
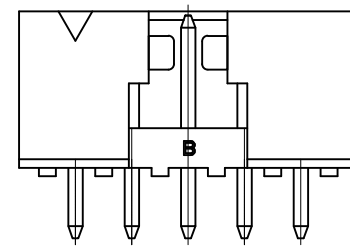
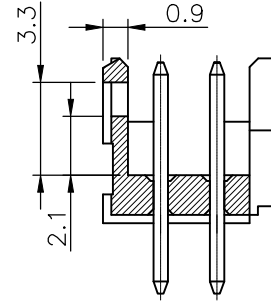
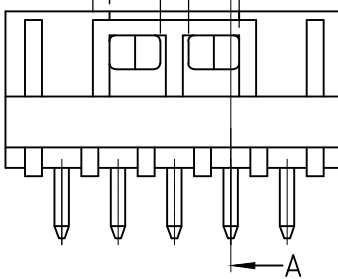
2.6
1.5



2x3 POS AND 2x4 POS CONFIGURATION
NO LATCHING AVAILABLE FOR 2x2 POS



4.6
1
0.6



2x5 POS UP TO 2x25 POS CONFIGURATION

LATCHING FEATURES WHEN USED IN COMBINATION
WITH ACTIVE LATCH HOUSING 10073599

mat'l. code		surface		tolerance		projection		product family	
SEE NOTES		ISO 1302 ✓		ISO 406 ISO		101		MINITEK	
ltr	ecn no	dr	date	tolerances unless otherwise specified					
A	F08-0113	LMU	08.01.17	angles	linear	X.X ±0.3	mm		title
						X.XX ±0.13	← mm →		SHR HEADER
						X.XXX ±0.05	scale 1:1		2.00 VERTICAL TMT
		dr	L.MULIN	07.11.06					dwg no
		enr	J.COMPAGNON	07.11.06					sheet 2 of - size
		chr							98414 A3
		appd	JM.C	07.11.06					type
									CUSTOMER Drawing
sheet	revision								
index	sheet								



Copyright FCI