

966140-5 ✓ ACTIVE

AMP | AMP MCP Connector System

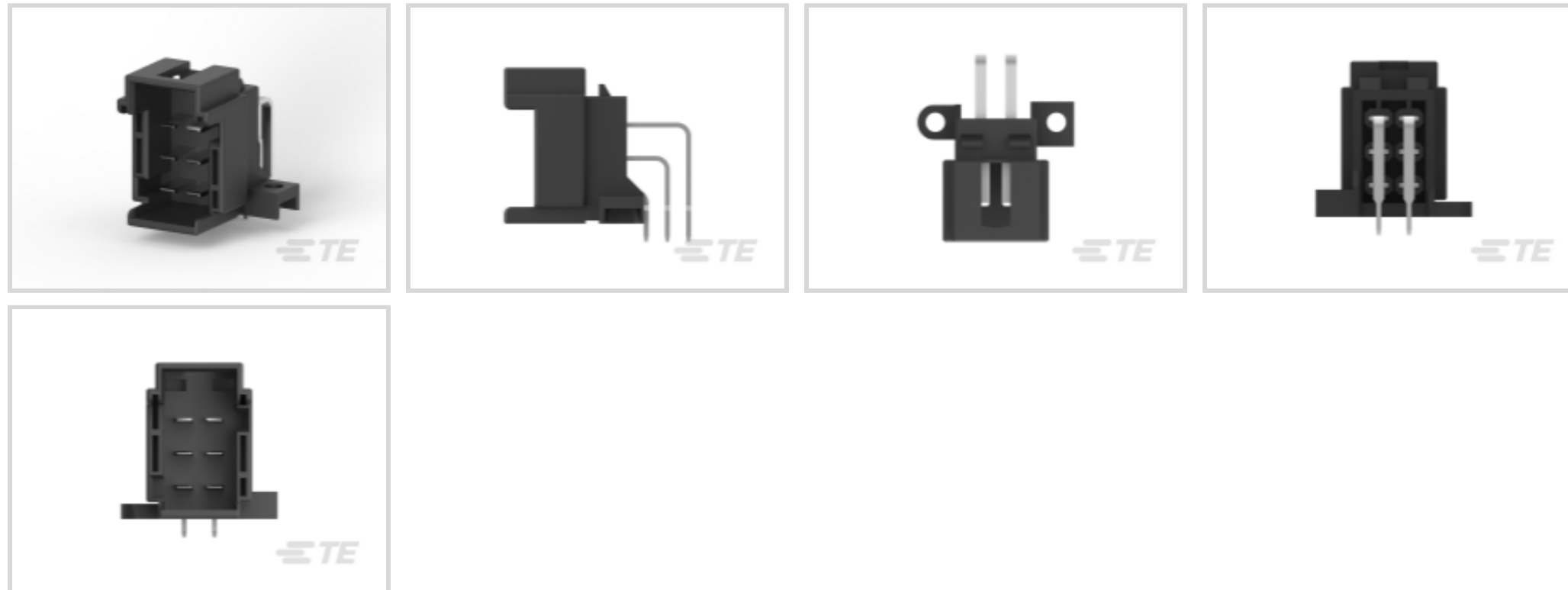
TE Internal #: 966140-5

PCB Mount Header, Horizontal, Wire-to-Board, 6 Position, .138 in [3.5 mm] Centerline, Fully Shrouded, Tin (Sn), AMP MCP Connector System

[View on TE.com >](#)



Connectors > PCB Connectors > PCB Headers & Receptacles > AMP MCP UNSEALED HEADERS



Connector System: **Wire-to-Board**

Number of Positions: **6**

Centerline (Pitch): **3.5 mm [.138 in]**

Sealable: **No**

PCB Mount Orientation: **Horizontal**

[All AMP MCP UNSEALED HEADERS \(17\)](#)

Features

Product Type Features

Hybrid Header	No
Connector & Housing Shape	Rectangular
PCB Connector Assembly Type	PCB Mount Header
Header Type	Fully Shrouded
Connector System	Wire-to-Board
Sealable	No
Connector & Contact Terminates To	Printed Circuit Board

Configuration Features

Number of Signal Positions	6
Number of Positions	6
PCB Mount Orientation	Horizontal
Number of Rows	3



Electrical Characteristics

Nominal Voltage Architecture	12 V, 24 V
Operating Voltage	24 VDC

Body Features

Primary Product Color	Black
Connector Code	A

Contact Features

Contact Size	3mm
Contact Type	Tab
Mating Tab Width	2.8 mm[.11 in]
Mating Tab Thickness	.8 mm[.031 in]
Contact Mating Area Plating Material	Tin (Sn)

Termination Features

Termination Method to Printed Circuit Board	Through Hole - Solder
---	-----------------------

Mechanical Attachment

Mounting Holes	With
Mating Retention	With
Mating Alignment	With
PCB Mount Alignment	Without
Panel Mount Feature	With
PCB Mount Retention	Without
PCB Mount Retention Type	Solder Tail
Mating Retention Type	Locking Interface
Connector Mounting Type	Panel Mount

Housing Features

Centerline (Pitch)	3.5 mm[.138 in]
--------------------	-----------------

Dimensions

Connector Length	26 mm[1.024 in]
Connector Width	20.3 mm[.791 in]
Profile Height from PCB	26.2 mm[1.031 in]

Usage Conditions

Operating Temperature (Max)	65 °C, 70 °C, 75 °C, 80 °C, 85 °C, 90 °C, 100
-----------------------------	---



°C[149 °F][158 °F][167 °F][176 °F][185 °F]
[194 °F][212 °F]

Operating Temperature Range

-40 – 100 °C[-40 – 212 °F]

Operation/Application

Shielded

No

Circuit Application

Signal

Industry Standards

UL Flammability Rating

UL 94HB

Packaging Features

Packaging Type

Tray

Packaging Quantity

168

Product Compliance

[For compliance documentation, visit the product page on TE.com>](#)

EU RoHS Directive 2011/65/EU

Compliant

EU ELV Directive 2000/53/EC

Compliant

China RoHS 2 Directive MIIT Order No 32, 2016

No Restricted Materials Above Threshold

EU REACH Regulation (EC) No. 1907/2006

Current ECHA Candidate List: JUNE 2022 (224)
Candidate List Declared Against: JUNE 2022 (224)
Does not contain REACH SVHC

Halogen Content

BFR/CFR/PVC Free, but Br/Cl >900 ppm in other sources.

Solder Process Capability

Wave solder capable to 260°C


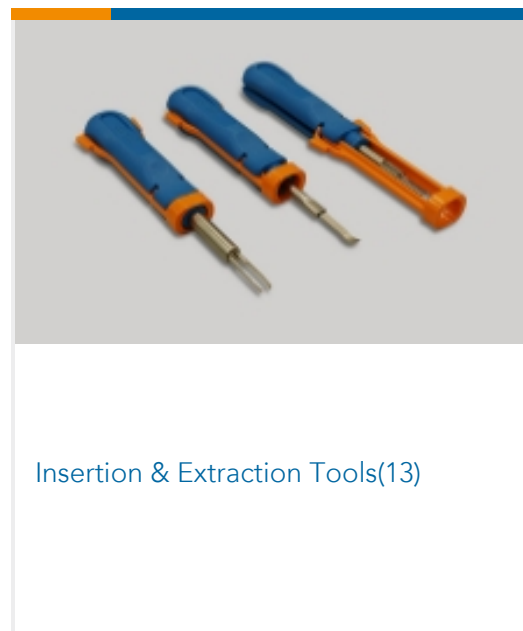
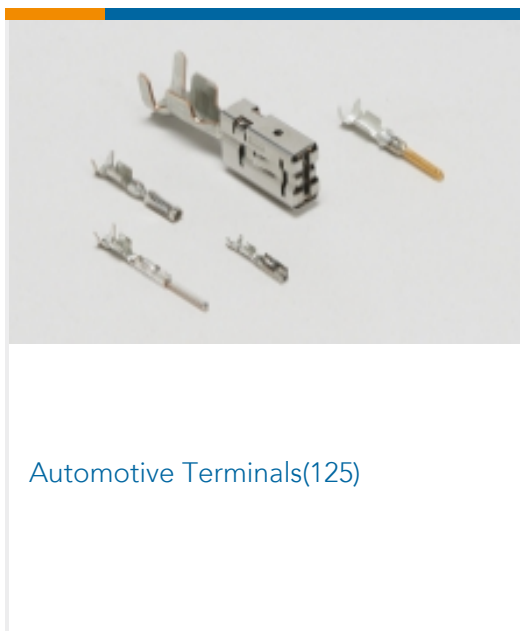
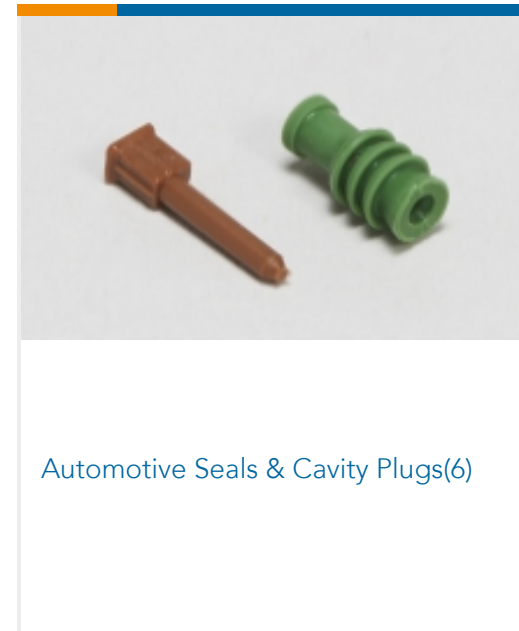
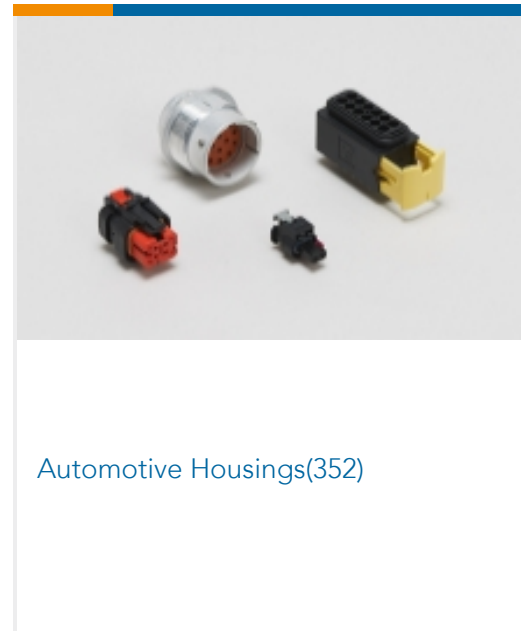
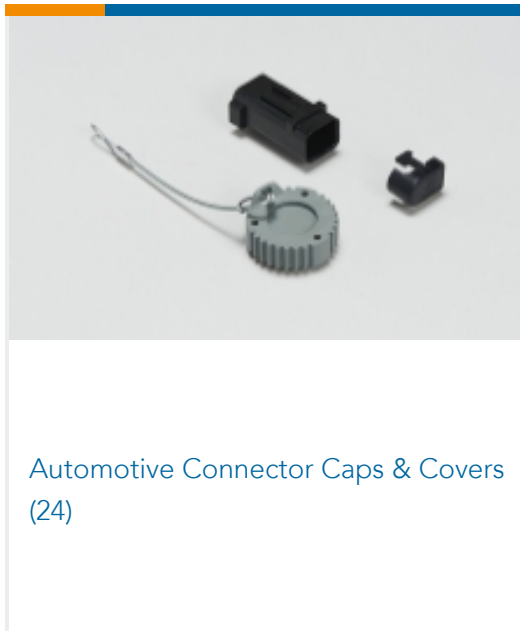
Product Compliance Disclaimer

This information is provided based on reasonable inquiry of our suppliers and represents our current actual knowledge based on the information they provided. This information is subject to change. The part numbers that TE has identified as EU RoHS compliant have a maximum concentration of 0.1% by weight in homogenous materials for lead, hexavalent chromium, mercury, PBB, PBDE, DBP, BBP, DEHP, DIBP, and 0.01% for cadmium, or qualify for an exemption to these limits as defined in the Annexes of Directive 2011/65/EU (RoHS2). Finished electrical and electronic equipment products will be CE marked as required by Directive 2011/65/EU. Components may not be CE marked. Additionally, the part numbers that TE has identified as EU ELV compliant have a maximum concentration of 0.1% by weight in homogenous materials for lead, hexavalent chromium, and mercury, and 0.01% for cadmium, or qualify for an exemption to these limits as defined in the Annexes of Directive 2000/53/EC (ELV). Regarding the REACH Regulation, the information TE provides on SVHC in articles for this part number is based on the latest European Chemicals Agency (ECHA) 'Guidance on requirements for substances in articles' posted at this URL: <https://echa.europa.eu/guidance-documents/guidance-on-reach>

Compatible Parts



Also in the Series | AMP MCP Connector System



Customers Also Bought





Documents

Product Drawings

MESSERLEISTE 6P

English

CAD Files

Customer View Model

[ENG_CVM_CVM_966140-5_F.2d_dxf.zip](#)

English

3D PDF

3D

Customer View Model

[ENG_CVM_CVM_966140-5_F.3d_igs.zip](#)

English

Customer View Model

[ENG_CVM_CVM_966140-5_F.3d_stp.zip](#)

English

By downloading the CAD file I accept and agree to the [Terms and Conditions](#) of use.

Product Specifications

Application Specification

English