



Terminals & Splices > Crimp Wire Pins, Tabs & Ferrules



Crimp Wire Pin, Tab & Ferrule Terminal Type: **Pin**

Accepts Wire Insulation Diameter Range: **2 – 2.5 mm, 2.5 mm [.079 – .098 in, .098 in]**

Wire Size: **642 – 1624 CMA**

Features

Product Type Features

Compatible With Discrete Wire Type	Solid, Stranded
Wire Insulation Support Retention Type	Insulation Support

Configuration Features

Compatible With Wire & Cable Type	Discrete Wire
-----------------------------------	---------------

Contact Features

Crimp Wire Pin, Tab & Ferrule Terminal Type	Pin
Barrel Type	Open
Terminal Plating Material	Unplated
Terminal Orientation	Straight

Mechanical Attachment

Wire Insulation Support	With
-------------------------	------

Dimensions

Accepts Wire Insulation Diameter Range	2 – 2.5 mm, 2.5 mm [.079 – .098 in][.098 in]
Wire Size	642 – 1624 CMA
Barrel Inside Diameter	1.05 mm [.041 in]
Terminal Material Thickness	.33 mm [.013 in]



Overall Product Length	10.9 mm[.43 in]
------------------------	-----------------

Usage Conditions

Insulation Option	Uninsulated
-------------------	-------------

Operation/Application

Heavy Duty	No
------------	----

Packaging Features

Packaging Quantity	15000
--------------------	-------

Packaging Method	Reel
------------------	------

Other

Comment	According to DIN 46228, Part 2.
---------	---------------------------------

Product Compliance

[For compliance documentation, visit the product page on TE.com>](#)

EU RoHS Directive 2011/65/EU	Compliant
------------------------------	-----------

EU ELV Directive 2000/53/EC	Compliant
-----------------------------	-----------

China RoHS 2 Directive MIIT Order No 32, 2016	No Restricted Materials Above Threshold
---	---

EU REACH Regulation (EC) No. 1907/2006	Current ECHA Candidate List: JUNE 2022 (224) Candidate List Declared Against: JAN 2022 (223) SVHC > Threshold: Not Yet Reviewed
--	--

Halogen Content	Low Halogen - Br, Cl, F, I < 900 ppm per homogenous material. Also BFR/CFR/PVC Free
-----------------	---

Solder Process Capability	Not applicable for solder process capability
---------------------------	--

Product Compliance Disclaimer

This information is provided based on reasonable inquiry of our suppliers and represents our current actual knowledge based on the information they provided. This information is subject to change. The part numbers that TE has identified as EU RoHS compliant have a maximum concentration of 0.1% by weight in homogenous materials for lead, hexavalent chromium, mercury, PBB, PBDE, DBP, BBP, DEHP, DIBP, and 0.01% for cadmium, or qualify for an exemption to these limits as defined in the Annexes of Directive 2011/65/EU (RoHS2). Finished electrical and electronic equipment products will be CE marked as required by Directive 2011/65/EU. Components may not be CE marked. Additionally, the part numbers that TE has identified as EU ELV compliant have a maximum concentration of 0.1% by weight in homogenous materials for lead, hexavalent chromium, and mercury, and 0.01% for cadmium, or qualify for an exemption to these limits as defined in the Annexes of Directive 2000/53/EC (ELV). Regarding the REACH Regulation, the information TE provides on SVHC in articles for this part number is based on the latest European Chemicals Agency (ECHA) 'Guidance on requirements for substances in articles' posted at this URL: <https://echa.europa.eu/guidance-documents/guidance-on-reach>

Compatible Parts



TE Part # 926867-2
AM WIRE PIN 13-10 .013 PTPB



TE Part # 1-925552-0
AM WIRE PIN 20-17 AWG .0126 PTPPB



TE Part # 2-2150821-1
OCEAN_2.0_APPLICATOR-E-080F110F



TE Part # 2-2150821-2
OCEAN_2.0_APPLICATOR-E-080F110F



TE Part # 2150821-1
OCEAN_2.0_APPLICATOR-E-080F110F



TE Part # 2150821-2
OCEAN_2.0_APPLICATOR-E-080F110F



TE Part # 7-2150821-1
OCEAN_2.0_APPLICATOR-E-080F110F



TE Part # 7-2150821-2
OCEAN_2.0_APPLICATOR-E-080F110F



KIT
REPRESENTATION ONLY

TE Part # 7-2150821-7
OCEAN_2.0_SPARE_PART_KIT-080F110F

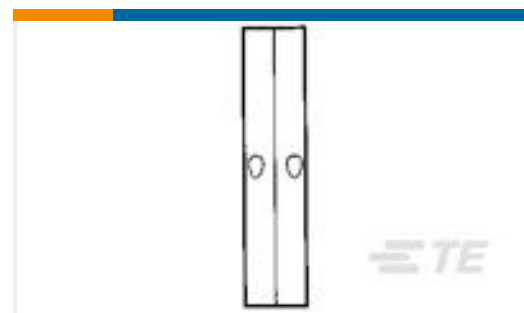
Customers Also Bought



TE Part #206150-1
CPC PLUG ASSEMBLY SIZE 23-37



TE Part #282106-1
AMP SUPERSEAL 1.5 SERIES 4P CA



TE Part #34323
SPLICE,SOLIS BUTT 4




TE Part #41771-1
250 FASTON REC 22-18 AWG BR



TE Part #2-160256-2
250 FASTON,REC.,17-14 AWG,TPBR



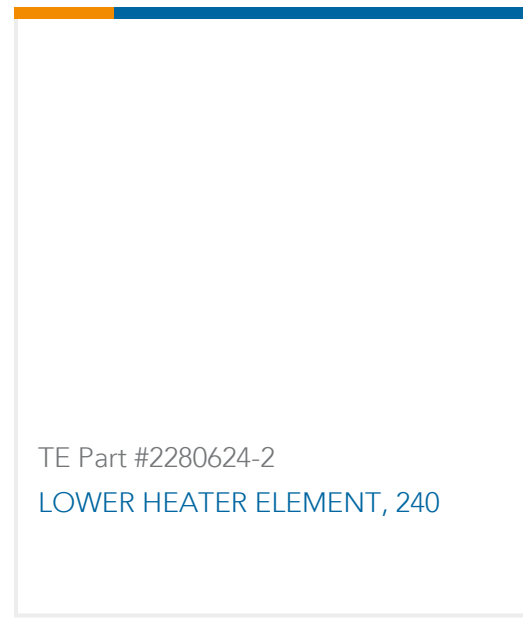
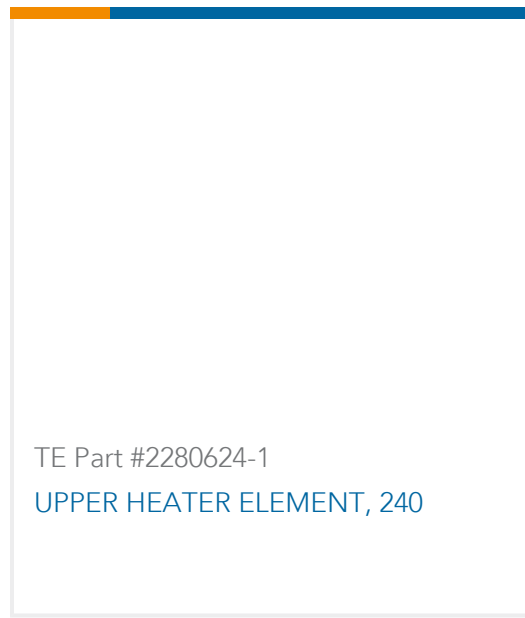
TE Part #35115
SPLICE,N CE 22-14



TE Part #4-1393561-7
V42254A6205L 1=SUB D KABELTUE



TE Part #1-2280624-0
TIMING BELT



Documents

Product Drawings

[AM WIRE PIN 17-13 .0126 BR](#)

English

CAD Files

[3D PDF](#)

3D

Customer View Model

[ENG_CVM_CVM_925667-1_G.2d_dxf.zip](#)

English

Customer View Model

[ENG_CVM_CVM_925667-1_G.3d_igs.zip](#)

English

Customer View Model

[ENG_CVM_CVM_925667-1_G.3d_stp.zip](#)

English

By downloading the CAD file I accept and agree to the [Terms and Conditions](#) of use.