



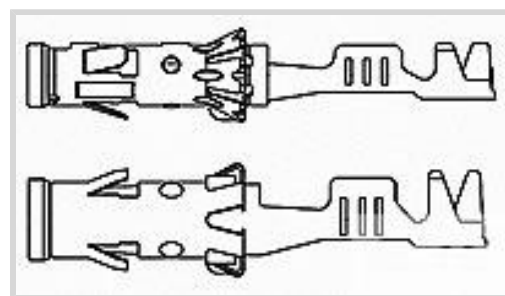
AMP | Round Connector System

TE Internal #: 929987-1

Automotive Terminals, Socket, Pin Diameter .059 in [1.5 mm], 17 – 13 AWG Wire Size, 1 – 2.5 mm<sup>2</sup> Wire Size, Round Connector System

[View on TE.com >](#)

Terminals & Splices > Automotive Terminals > ROUND CONNECTOR SYSTEM, PIN AND SOCKET



Terminal Type: **Socket**

Mating Pin Diameter: 1.5 mm [.059 in]

Terminal Transmits: 0 – 24 A (Low Power)

Wire Size: 1 – 2.5 mm<sup>2</sup>

[All ROUND CONNECTOR SYSTEM, PIN AND SOCKET \(74\)](#)

**Features**

**Product Type Features**

Receptacle Style	180°
Sealable	No
Primary Locking Feature	Locking Lance

**Contact Features**

Contact Size	1.5mm
Contact Fabrication	Stamped & Formed
Typical Current Rating	10 A
Crimp Type	F-Crimp
Terminal Type	Socket
Mating Pin Diameter	1.5 mm[.059 in]
Interface Plating	Tin (Sn)
Contact Termination Area Plating Material	Tin (Sn)

**Termination Features**

Termination Method to Wire & Cable	Crimp
Product Terminates To	Wire

**Dimensions**

Wire Size	1 – 2.5 mm <sup>2</sup>
Wire Size Search	13 AWG, 14 AWG, 15 AWG, 16 AWG, 17



AWG

Wire Insulation Diameter	1.9 – 3 mm [.075 – .118 in]
--------------------------	-----------------------------

### Usage Conditions

Insulation Option	Uninsulated
Operating Temperature (Max)	80 °C, 85 °C, 90 °C, 100 °C, 105 °C, 110 °C, 120 °C, 125 °C, 130 °C [176 °F][185 °F][194 °F][212 °F][221 °F][230 °F][248 °F][257 °F][266 °F]

Operating Temperature Range	-40 – 130 °C [-40 – 266 °F]
-----------------------------	-----------------------------

### Operation/Application

Compatible With Wire Base Material	Copper
------------------------------------	--------

### Packaging Features

Packaging Method	Reel
Packaging Quantity	3800

### Other

Terminal Transmits	0 – 24 A (Low Power)
--------------------	----------------------

## Product Compliance

[For compliance documentation, visit the product page on TE.com>](#)

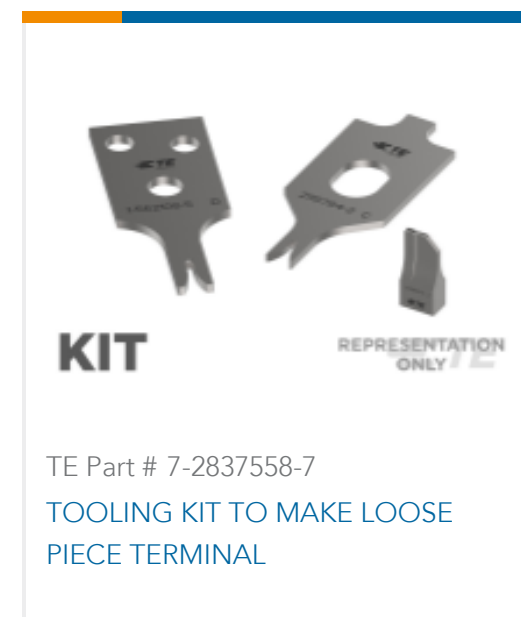
EU RoHS Directive 2011/65/EU	Compliant
EU ELV Directive 2000/53/EC	Compliant
China RoHS 2 Directive MIIT Order No 32, 2016	No Restricted Materials Above Threshold
EU REACH Regulation (EC) No. 1907/2006	Current ECHA Candidate List: JUNE 2022 (224) Candidate List Declared Against: JAN 2022 (223) SVHC > Threshold: Not Yet Reviewed
Halogen Content	Low Halogen - Br, Cl, F, I < 900 ppm per homogenous material. Also BFR/CFR/PVC Free
Solder Process Capability	Not applicable for solder process capability

#### Product Compliance Disclaimer

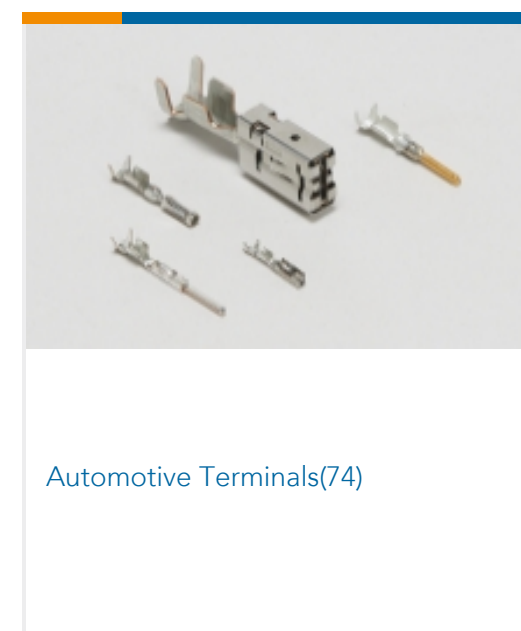
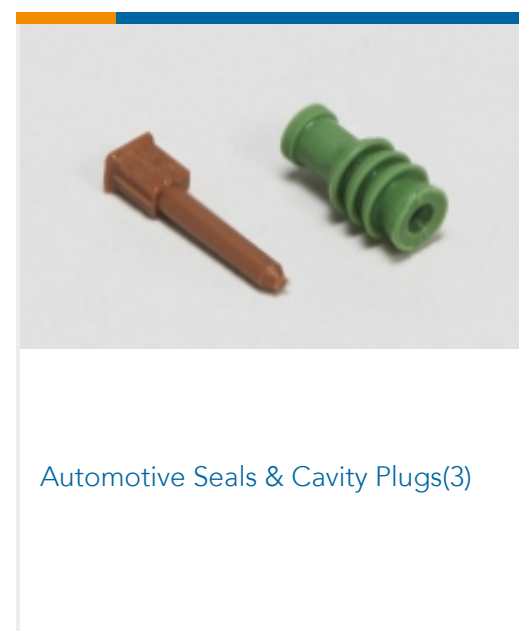
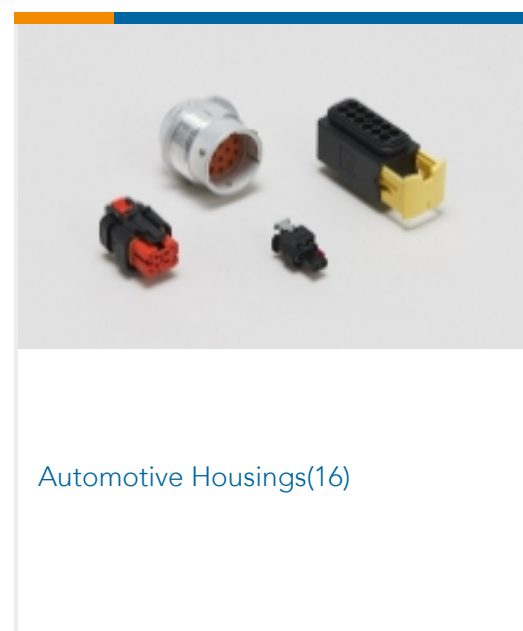

This information is provided based on reasonable inquiry of our suppliers and represents our current actual knowledge based on the information they provided. This information is subject to change. The part numbers that TE has identified as EU RoHS compliant have a maximum concentration of 0.1% by weight in homogenous materials for lead, hexavalent chromium, mercury, PBB, PBDE, DBP, BBP, DEHP, DIBP, and 0.01% for cadmium, or qualify for an exemption to these limits as defined in the Annexes of Directive 2011/65/EU (RoHS2). Finished electrical and electronic equipment products

will be CE marked as required by Directive 2011/65/EU. Components may not be CE marked. Additionally, the part numbers that TE has identified as EU ELV compliant have a maximum concentration of 0.1% by weight in homogenous materials for lead, hexavalent chromium, and mercury, and 0.01% for cadmium, or qualify for an exemption to these limits as defined in the Annexes of Directive 2000/53/EC (ELV). Regarding the REACH Regulation, the information TE provides on SVHC in articles for this part number is based on the latest European Chemicals Agency (ECHA) 'Guidance on requirements for substances in articles' posted at this URL: <https://echa.europa.eu/guidance-documents/guidance-on-reach>

## Compatible Parts



## Also in the Series | Round Connector System





Insertion & Extraction Tools(8)

## Customers Also Bought



TE Part #EL6596-000  
RBK-105-KIT-0103-A0



TE Part #1320928-1  
STRIP GUIDE

## Documents

### Product Drawings

#### 1,5MM SOCK CONTACT

German

### CAD Files

#### Customer View Model

[ENG\\_CVM\\_CVM\\_929987-1\\_L.2d\\_dxf.zip](#)

English

#### 3D PDF

3D

#### Customer View Model

[ENG\\_CVM\\_CVM\\_929987-1\\_L.3d\\_igs.zip](#)

English

#### Customer View Model

[ENG\\_CVM\\_CVM\\_929987-1\\_L.3d\\_stp.zip](#)

English

By downloading the CAD file I accept and agree to the [Terms and Conditions](#) of use.

### Product Specifications

#### Application Specification

English

#### Application Specification

English