

776539-4 ✓ ACTIVE

AMP | AMPSEAL 16

TE Internal #: 776539-4

Housing for Male Terminals, Wire-to-Wire, 12 Position, .177 in [4.5 mm] Centerline, Sealable, Green, Cable Mount (Free-Hanging),

AMPSEAL 16

[View on TE.com >](#)



Connectors > Automotive Connectors > Connector Housings > AMPSEAL 16 HOUSINGS



Connector & Housing Type: **Housing for Male Terminals**

Mating Pin Diameter: **1.5 mm [.059 in]**

Connector System: **Wire-to-Wire**

Number of Positions: **12**

Centerline (Pitch): **4.5 mm [.177 in]**

[All AMPSEAL 16 HOUSINGS \(226\)](#)

Features

Product Type Features

Connector & Housing Shape	Rectangular
Connector & Housing Type	Housing for Male Terminals
Connector System	Wire-to-Wire
Sealable	Yes
Hybrid Connector	No
Primary Locking Feature	Integrated in Housing

Configuration Features

Number of Positions	12
Number of Rows	2

Electrical Characteristics

Operating Voltage	250 VDC
Nominal Voltage Architecture	12 V, 24 V, 42 V, 48 V, 80 V, 90 V, 125 V, 240 V

Body Features

Cable Exit Angle	180°
Body Material	PBT GF



Primary Product Color	Green
-----------------------	-------

Connector Code	4
----------------	---

Contact Features

Contact Size	Size 16
--------------	---------

Contact Type	Pin
--------------	-----

Mating Pin Diameter	1.5 mm[.059 in]
---------------------	-----------------

Contact Current Rating (Max)	13 A
------------------------------	------

Mechanical Attachment

Mounting Feature	Without
------------------	---------

Terminal Position Assurance	Yes
-----------------------------	-----

Strain Relief	Add By Accessory
---------------	------------------

Mating Alignment Type	Keyed
-----------------------	-------

Mating Alignment	With
------------------	------

Connector Mounting Type	Cable Mount (Free-Hanging)
-------------------------	----------------------------

Housing Features

Centerline (Pitch)	4.5 mm[.177 in]
--------------------	-----------------

Dimensions

Product Width	47.55 mm[1.872 in]
---------------	--------------------

Product Length	37.6 mm[1.48 in]
----------------	------------------

Product Height	26.65 mm[1.049 in]
----------------	--------------------

Row-to-Row Spacing	5.3 mm[.209 in]
--------------------	-----------------

Usage Conditions

Operating Temperature (Max)	70 °C, 75 °C, 80 °C, 85 °C, 90 °C, 100 °C, 105 °C, 110 °C, 120 °C, 125 °C[158 °F][167 °F][176 °F][185 °F][194 °F][212 °F][221 °F][230 °F][248 °F][257 °F]
-----------------------------	---

Operating Temperature Range	-40 – 125 °C[-40 – 257 °F]
-----------------------------	----------------------------

Industry Standards

Degree of Protection	IP67
----------------------	------

UL Flammability Rating	UL 94HB
------------------------	---------

Packaging Features

Packaging Quantity	125
--------------------	-----

Packaging Method	Package
------------------	---------



Other

Serviceable	Yes
Connector Position Assurance Capable	Yes

Product Compliance

[For compliance documentation, visit the product page on TE.com>](#)

EU RoHS Directive 2011/65/EU	Compliant
EU ELV Directive 2000/53/EC	Compliant
China RoHS 2 Directive MIIT Order No 32, 2016	No Restricted Materials Above Threshold
EU REACH Regulation (EC) No. 1907/2006	Current ECHA Candidate List: JUNE 2022 (224) Candidate List Declared Against: JUL 2021 (219) SVHC > Threshold: Not Yet Reviewed
Halogen Content	Low Halogen - Br, Cl, F, I < 900 ppm per homogenous material. Also BFR/CFR/PVC Free
Solder Process Capability	Not applicable for solder process capability

Product Compliance Disclaimer

This information is provided based on reasonable inquiry of our suppliers and represents our current actual knowledge based on the information they provided. This information is subject to change. The part numbers that TE has identified as EU RoHS compliant have a maximum concentration of 0.1% by weight in homogenous materials for lead, hexavalent chromium, mercury, PBB, PBDE, DBP, BBP, DEHP, DIBP, and 0.01% for cadmium, or qualify for an exemption to these limits as defined in the Annexes of Directive 2011/65/EU (RoHS2). Finished electrical and electronic equipment products will be CE marked as required by Directive 2011/65/EU. Components may not be CE marked. Additionally, the part numbers that TE has identified as EU ELV compliant have a maximum concentration of 0.1% by weight in homogenous materials for lead, hexavalent chromium, and mercury, and 0.01% for cadmium, or qualify for an exemption to these limits as defined in the Annexes of Directive 2000/53/EC (ELV). Regarding the REACH Regulation, the information TE provides on SVHC in articles for this part number is based on the latest European Chemicals Agency (ECHA) 'Guidance on requirements for substances in articles' posted at this URL: <https://echa.europa.eu/guidance-documents/guidance-on-reach>

Compatible Parts





TE Part # CAT-AM7801-T273
Contacts: Size 16, 13A



TE Part # CAT-AM7801-M8649
AMPSEAL 16 Connectors Mounting Clips

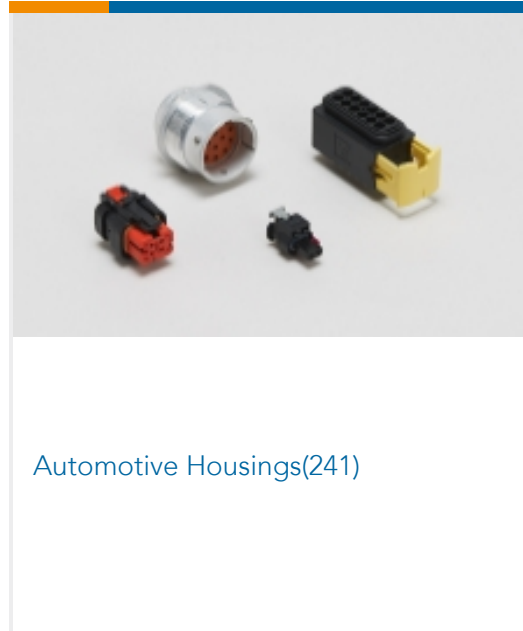
Also in the Series | AMPSEAL 16



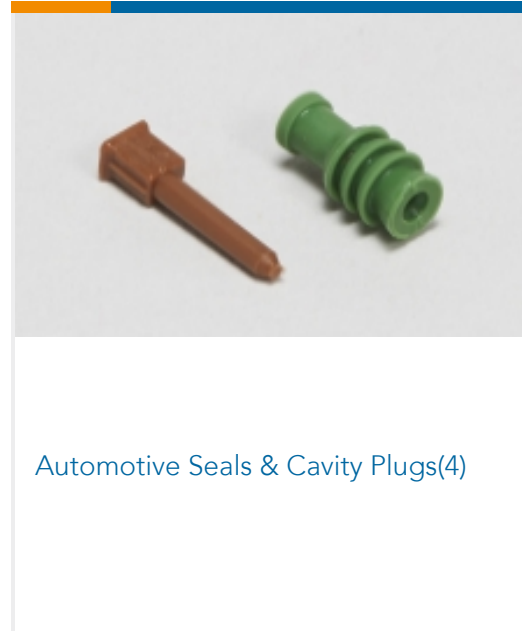
Automotive Connector Caps & Covers (85)



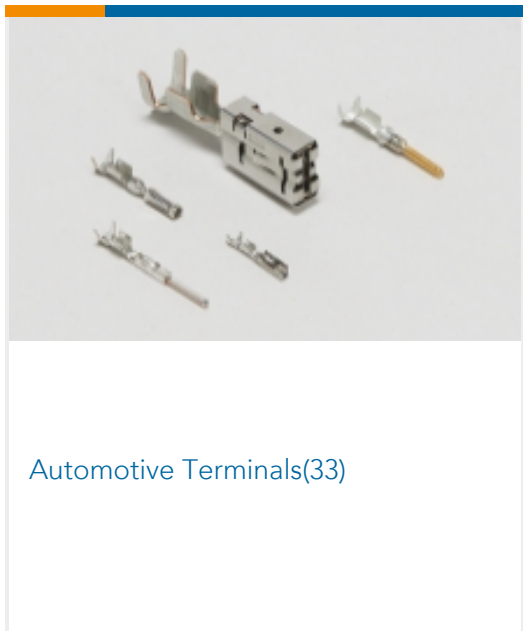
Automotive Connector Locks & Position Assurance(2)



Automotive Housings(241)




Automotive Seals & Cavity Plugs(4)



Automotive Terminals(33)



Data Connectivity Housings(3)



Other Automotive Connector Accessories(11)



PCB Headers & Receptacles(3)

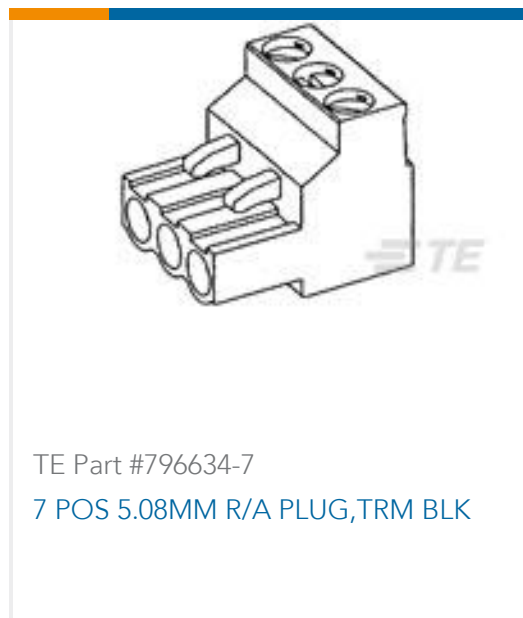
Customers Also Bought



TE Part #776539-2
AMPSEAL 16 HOUSINGS



TE Part #HDC14-9-JDL
DUST CAP, 9P, PLG, GRY, LANYARD, HD10



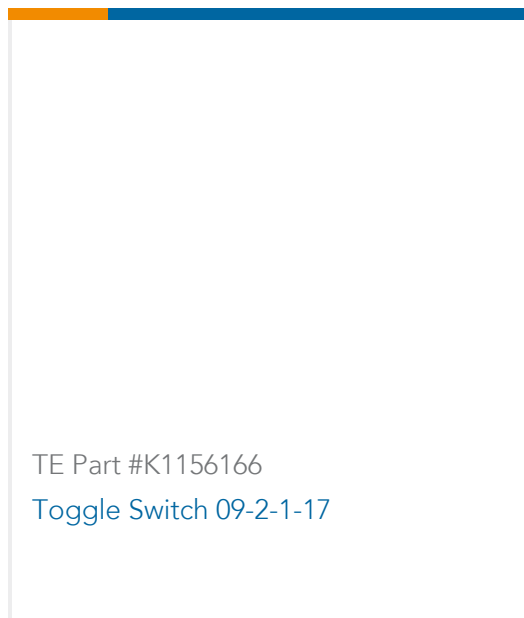
TE Part #796634-7
7 POS 5.08MM R/A PLUG,TRM BLK



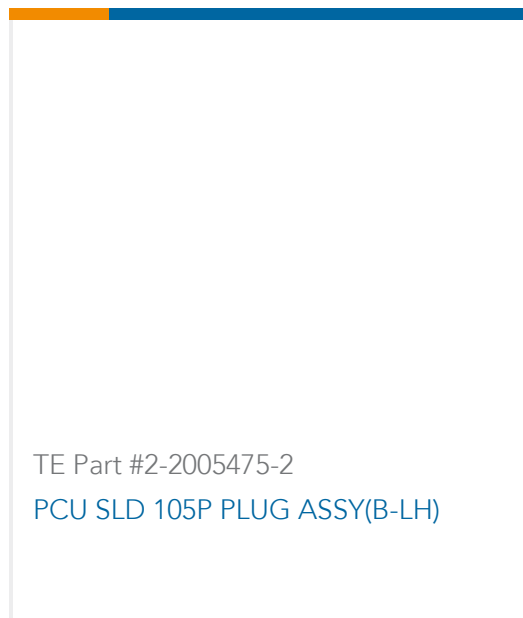
TE Part #DARS24263-000A3
CAR SOC STANDARD CONT. #5, silver plated



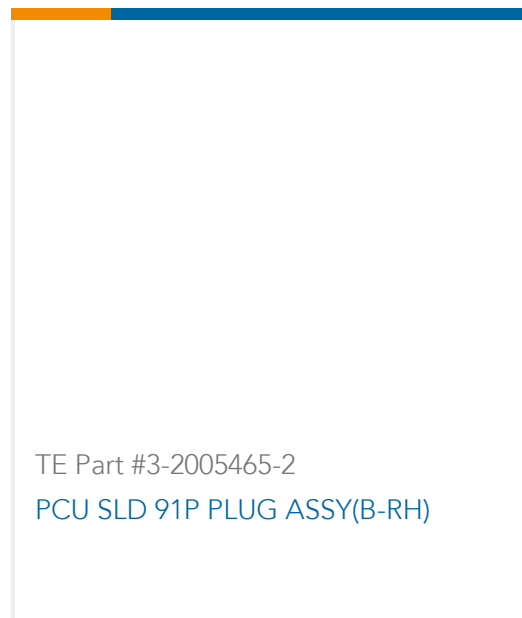
TE Part #DARS24296-000A3
CAR PIN STANDARD CONT. #5, silver plated



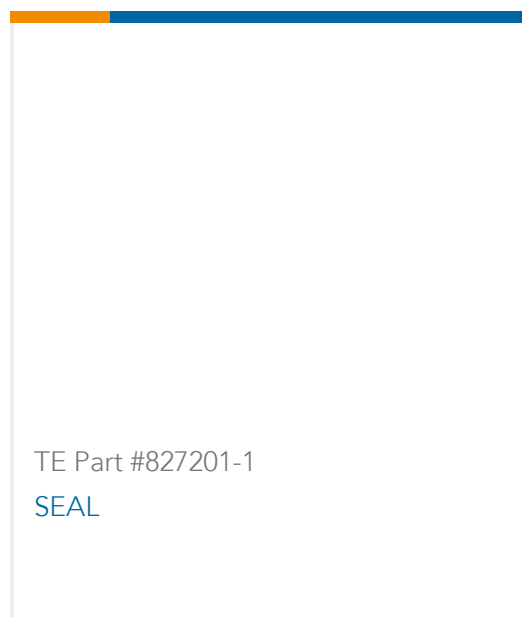
TE Part #K1156166
Toggle Switch 09-2-1-17



TE Part #2-2005475-2
PCU SLD 105P PLUG ASSY(B-LH)



TE Part #3-2005465-2
PCU SLD 91P PLUG ASSY(B-RH)



Documents

Product Drawings

[AS 16, 12P CAP ASSY, RD, KEY 4](#)

English

CAD Files

[3D PDF](#)

3D

Customer View Model

[ENG_CVM_CVM_776539-4_C_c-776539-4-c.2d_dxf.zip](#)

English

Customer View Model

[ENG_CVM_CVM_776539-4_C_c-776539-4-c.3d_igs.zip](#)

English

Customer View Model

[ENG_CVM_CVM_776539-4_C_c-776539-4-c.3d_stp.zip](#)

English

By downloading the CAD file I accept and agree to the [Terms and Conditions](#) of use.

Datasheets & Catalog Pages

[ICT Terminals and Connectors Catalogue](#)

English

[CONNECTOR SELECTOR](#)

English

Product Specifications

[Application Specification](#)

English

Instruction Sheets

[Instruction Sheet \(U.S.\)](#)

English