



Connectors > PCB Connectors > PCB Headers & Receptacles > AMPSEAL PCB Headers



Connector System: **Wire-to-Board, Wire-to-Device**

Number of Positions: **8**

Centerline (Pitch): **4 mm [.157 in]**

Sealable: **Yes**

PCB Mount Orientation: **Vertical**

[All AMPSEAL PCB Headers \(32\)](#)

Features

Product Type Features

| | |
|-----------------------------------|-------------------------------|
| Hybrid Header | No |
| Connector & Housing Shape | Rectangular |
| PCB Connector Assembly Type | PCB Mount Header |
| Header Type | Fully Shrouded |
| Connector System | Wire-to-Board, Wire-to-Device |
| Sealable | Yes |
| Connector & Contact Terminates To | Printed Circuit Board |

Configuration Features

| | |
|----------------------------|----------|
| Number of Sections | 1 |
| Number of Signal Positions | 8 |
| Number of Positions | 8 |
| PCB Mount Orientation | Vertical |
| Number of Rows | 3 |

Electrical Characteristics

| | |
|------------------------------|-------------------------------|
| Voltage Rating (Max) | 250 VAC |
| Nominal Voltage Architecture | 12 V, 24 V, 42 V, 48 V, 240 V |



| | |
|-------------------|---------|
| Operating Voltage | 250 VAC |
|-------------------|---------|

Body Features

| | |
|-----------------------|-------|
| Primary Product Color | Black |
| Connector Code | 2, 4 |

Contact Features

| | |
|--------------------------------------|-----------------|
| Contact Size | 1.3mm |
| Contact Type | Pin |
| Mating Pin Diameter | 1.3 mm[.051 in] |
| Contact Mating Area Plating Material | Tin (Sn) |

Termination Features

| | |
|---|-----------------------|
| Termination Method to Printed Circuit Board | Through Hole - Solder |
|---|-----------------------|

Mechanical Attachment

| | |
|--------------------------|-------------------|
| Mounting Holes | With |
| Mating Alignment Type | Keyed |
| Mating Retention | With |
| Mating Alignment | With |
| PCB Mount Alignment | Without |
| Panel Mount Feature | Without |
| PCB Mount Retention | Without |
| PCB Mount Retention Type | Solder Tail |
| Mating Retention Type | Locking Interface |
| Connector Mounting Type | Board Mount |

Housing Features

| | |
|--------------------|---------------|
| Centerline (Pitch) | 4 mm[.157 in] |
|--------------------|---------------|

Dimensions

| | |
|-----------------------------|-------------------|
| Connector Length | 40.8 mm[1.606 in] |
| Connector Width | 32.1 mm[1.264 in] |
| PCB Thickness (Recommended) | 1.57 mm[.062 in] |
| Profile Height from PCB | 34.3 mm[1.35 in] |

Usage Conditions

| | |
|-----------------------------|--|
| Operating Temperature (Max) | 65 °C, 70 °C, 75 °C, 80 °C, 85 °C, 90 °C, 100 °C, 105 °C[149 °F][158 °F][167 °F][176 °F][185 °F][194 °F][212 °F][221 °F] |
|-----------------------------|--|



| | |
|-----------------------------|----------------------------|
| Operating Temperature Range | -40 – 105 °C[-40 – 221 °F] |
|-----------------------------|----------------------------|

Operation/Application

| | |
|---------------------|----------------|
| Shielded | No |
| Circuit Application | Power & Signal |

Industry Standards

| | |
|------------------------|-------------|
| Degree of Protection | IP67, IP69K |
| UL Flammability Rating | UL 94V-0 |

Packaging Features

| | |
|--------------------|---|
| Packaging Quantity | 1 |
|--------------------|---|

Product Compliance

For compliance documentation, visit the product page on [TE.com](#)>

| | |
|---|--|
| EU RoHS Directive 2011/65/EU | Compliant |
| EU ELV Directive 2000/53/EC | Compliant |
| China RoHS 2 Directive MIIT Order No 32, 2016 | No Restricted Materials Above Threshold |
| EU REACH Regulation (EC) No. 1907/2006 | Current ECHA Candidate List: JUNE 2022 (224) Candidate List Declared Against: JAN 2022 (223) SVHC > Threshold: Not Yet Reviewed |
| Halogen Content | Not Low Halogen - contains Br or Cl > 900 ppm. |
| Solder Process Capability | Wave solder capable to 265°C |

Product Compliance Disclaimer

This information is provided based on reasonable inquiry of our suppliers and represents our current actual knowledge based on the information they provided. This information is subject to change. The part numbers that TE has identified as EU RoHS compliant have a maximum concentration of 0.1% by weight in homogenous materials for lead, hexavalent chromium, mercury, PBB, PBDE, DBP, BBP, DEHP, DIBP, and 0.01% for cadmium, or qualify for an exemption to these limits as defined in the Annexes of Directive 2011/65/EU (RoHS2). Finished electrical and electronic equipment products will be CE marked as required by Directive 2011/65/EU. Components may not be CE marked. Additionally, the part numbers that TE has identified as EU ELV compliant have a maximum concentration of 0.1% by weight in homogenous materials for lead, hexavalent chromium, and mercury, and 0.01% for cadmium, or qualify for an exemption to these limits as defined in the Annexes of Directive 2000/53/EC (ELV). Regarding the REACH Regulation, the information TE provides on SVHC in articles for this part number is based on the latest European Chemicals Agency (ECHA) 'Guidance on requirements for substances in articles' posted at this URL: <https://echa.europa.eu/guidance-documents/guidance-on-reach>

Compatible Parts




TE Part # CAT-AM78-CH8172
AMPSEAL Receptacle Housings

Also in the Series | AMPSEAL



Automotive Connector Caps & Covers
(7)




Automotive Connector Locks &
Position Assurance(1)




Automotive Housings(31)



Automotive Seals & Cavity Plugs(1)



Automotive Terminals(8)



PCB Headers & Receptacles(72)

Customers Also Bought



TE Part #441072-000
318-LM



TE Part #1-1624112-9
3650 0402 3.6nH 5% 2K RL



TE Part #3-1624112-4
3650 0402 4.7nH 5% 2K RL



TE Part #3-1624112-7
3650 0402 6.8nH 5% 2K RL



TE Part #1-1241408-3
AMP MCP 6.3/4.8K, CONTACT



TE Part #2371244-1
SWS,DIA 4MM,ICT CVE



TE Part #2371245-1
SOC CONN CVR,3POS,DIA 4MM,ICT
CVE



TE Part #1-2349177-1
DIA 4MM,PIN TERMINAL,FAM SLD,CB



Documents

Product Drawings

8POS,PIN DIA 1.3,HDR ASSY,180DEG,SLDR

English

CAD Files

3D PDF

3D

Customer View Model

ENG_CVM_CVM_776276-1_D.2d_dxf.zip

English

Customer View Model

ENG_CVM_CVM_776276-1_D.3d_igs.zip

English

Customer View Model

ENG_CVM_CVM_776276-1_D.3d_stp.zip

English

By downloading the CAD file I accept and agree to the Terms and Conditions of use.

Datasheets & Catalog Pages

AMPSEAL Connector Catalog

English

ICT Terminals and Connectors Catalogue

English

CONNECTOR SELECTOR

English

Product Specifications

Application Specification

English

Product Environmental Compliance

Product Compliance

English

Product Compliance

English



[Agency Approvals](#)

[UL Report](#)

English