




Connectors > Rectangular Connectors > Connector Contacts

Contact Type: **Pin**Contact Mating Area Plating Material: **Gold**Wire Contact Termination Area Plating Material: **Tin-Lead**Operating Voltage: **600 VDC**

Features

Product Type Features

Discrete Wire Type	Stranded
Glow Wire Rating	Standard Part - Not Glow Wire
Connector System	Wire-to-Wire
Connector & Contact Terminates To	Wire & Cable

Configuration Features

Compatible With Wire & Cable Type	Discrete Wire
-----------------------------------	---------------

Electrical Characteristics

Operating Voltage	600 VDC
-------------------	---------

Contact Features

Contact Diameter	.99 mm[.039 in]
Underplate Material Thickness	1.27 μ m[50 μ in]
Contact Mating Area Plating Thickness	.76 μ m[29.92 μ in]
Contact Underplating Material	Nickel
Contact Type	Pin



Contact Mating Area Plating Material	Gold
--------------------------------------	------

Wire Contact Termination Area Plating Material	Tin-Lead
--	----------

Contact Retention Within Housing	With
----------------------------------	------

Contact Base Material	Brass
-----------------------	-------

Contact Current Rating (Max)	9.5 A
------------------------------	-------

Termination Features

Termination Method to Wire & Cable	Crimp
------------------------------------	-------

Mechanical Attachment

Contact Retention Type Within Housing	Locking Lance
---------------------------------------	---------------

Connector Mounting Type	Cable Mount (Free-Hanging)
-------------------------	----------------------------

Dimensions

Accepts Wire Insulation Diameter Range	.89 – 1.27 mm [.035 – .05 in]
--	-------------------------------

Wire Size	.05 – 1.2 mm ²
-----------	---------------------------

Usage Conditions

Operating Temperature Range	-55 – 105 °C [-67 – 221 °F]
-----------------------------	-----------------------------

Operation/Application

For Use With	Plug or Cap Housing
--------------	---------------------

Circuit Application	Power
---------------------	-------

Industry Standards

CSA Rating	Certified
------------	-----------

CSA File Number	LR 7189
-----------------	---------

UL File Number	E28476
----------------	--------

UL Rating	Recognized
-----------	------------

Agency/Standard	CSA, UL
-----------------	---------

VDE Tested	Yes
------------	-----

Packaging Features

Packaging Method	Reel
------------------	------

Packaging Quantity	10000
--------------------	-------

Other

Comment	HDM Applicator part number ending in -1 is used on AMPOMATOR CLS Machine
---------	--



with T or G Terminators, -2 is used on AMP-O-LECTRIC Model K Machine, -3 is used on AMP-O-LECTRIC Model G Machine.

Product Compliance

[For compliance documentation, visit the product page on TE.com>](#)

EU RoHS Directive 2011/65/EU	Not Compliant
EU ELV Directive 2000/53/EC	Not Compliant
China RoHS 2 Directive MIIT Order No 32, 2016	Restricted Materials Above Threshold
EU REACH Regulation (EC) No. 1907/2006	Current ECHA Candidate List: JUNE 2022 (224) Candidate List Declared Against: JAN 2022 (223) SVHC > Threshold: Pb (13% in Component Part) Article Safe Usage Statements: Do not eat, drink or smoke when using this product. Wash thoroughly after handling. Recycle if possible and dispose of the article by following all applicable governmental regulations relevant to your geographic location.
Halogen Content	Low Halogen - Br, Cl, F, I < 900 ppm per homogenous material. Also BFR/CFR/PVC Free
Solder Process Capability	Not applicable for solder process capability

Product Compliance Disclaimer

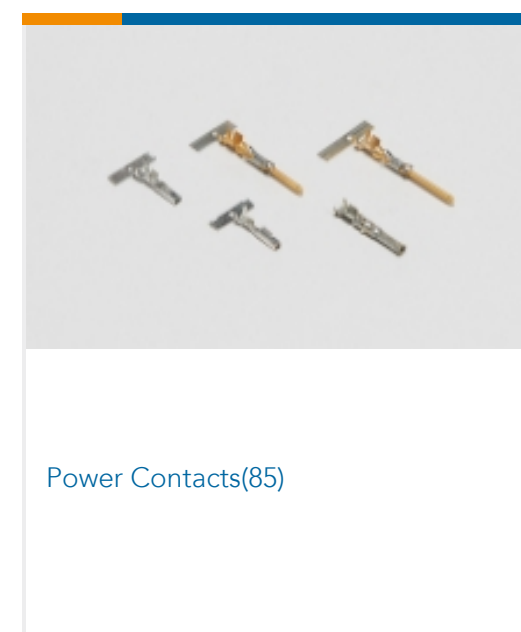
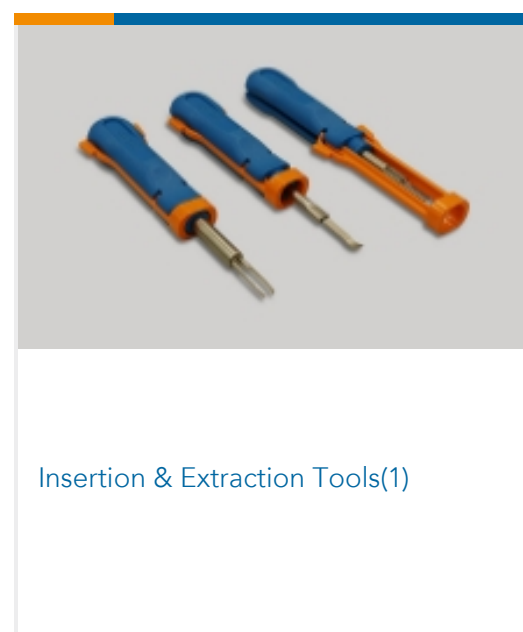
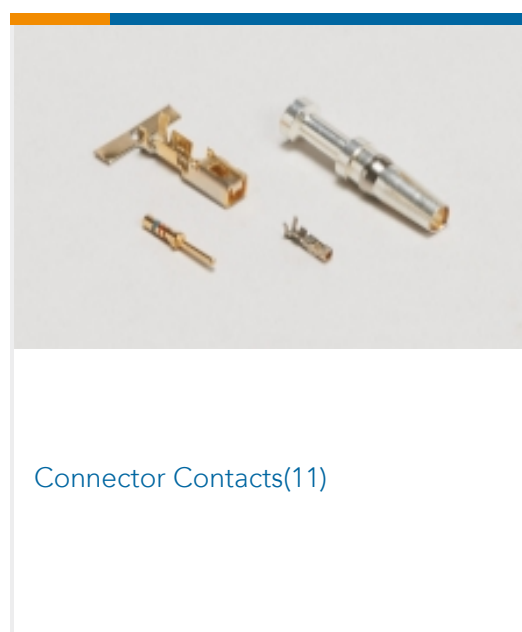
This information is provided based on reasonable inquiry of our suppliers and represents our current actual knowledge based on the information they provided. This information is subject to change. The part numbers that TE has identified as EU RoHS compliant have a maximum concentration of 0.1% by weight in homogenous materials for lead, hexavalent chromium, mercury, PBB, PBDE, DBP, BBP, DEHP, DIBP, and 0.01% for cadmium, or qualify for an exemption to these limits as defined in the Annexes of Directive 2011/65/EU (RoHS2). Finished electrical and electronic equipment products will be CE marked as required by Directive 2011/65/EU. Components may not be CE marked. Additionally, the part numbers that TE has identified as EU ELV compliant have a maximum concentration of 0.1% by weight in homogenous materials for lead, hexavalent chromium, and mercury, and 0.01% for cadmium, or qualify for an exemption to these limits as defined in the Annexes of Directive 2000/53/EC (ELV). Regarding the REACH Regulation, the information TE provides on SVHC in articles for this part number is based on the latest European Chemicals Agency (ECHA) 'Guidance on requirements for substances in articles' posted at this URL: <https://echa.europa.eu/guidance-documents/guidance-on-reach>

Compatible Parts






Also in the Series | **Mini-Universal MATE-N-LOK**





Rectangular Backshells & Clamps(2)



Rectangular Boots & Strain Relief(2)



Rectangular Connector Keying Plugs(2)



Rectangular Connector Locking(2)

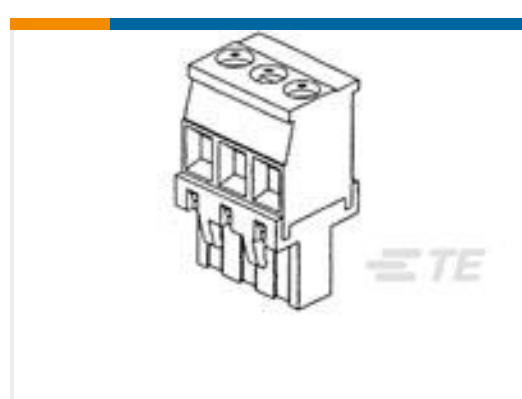
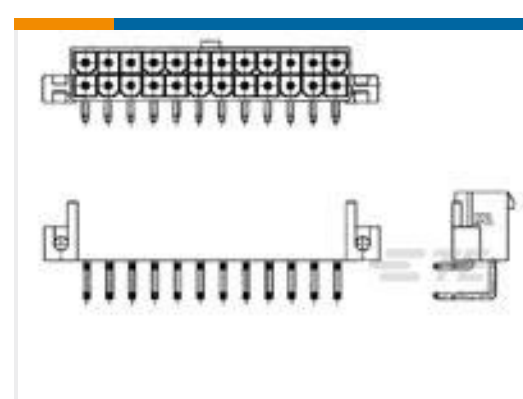


Rectangular Connector Seals(20)



Rectangular Power Connectors(283)

Customers Also Bought

TE Part #1445820-3
MINI CPCTE Part #794058-3
MINI UMNLSOK L/PTE Part #344070-1
.250" SPEC.F.RECP.(PLATED)TE Part #9G-BGK-S-015S-000
1.5PSIG, mV, SINGLE VERTICAL,
STICKSTE Part #284049-4
TERMI-BLOK VERTICAL PLUG STACKTE Part #1586044-4
4P VAL-U-LOK R/A HDR SCR MT V0

Documents

[CAD Files](#)

[3D PDF](#)

English

Customer View Model

[ENG_CVM_770835-3_H.3d_igs.zip](#)

English

Customer View Model

[ENG_CVM_770835-3_H.3d_stp.zip](#)



English

Customer View Model

[ENG_CVM_770835-3_H.2d_dxf.zip](#)

English

3D PDF

3D

Customer View Model

[ENG_CVM_CVM_770835-3_M.2d_dxf.zip](#)

English

Customer View Model

[ENG_CVM_CVM_770835-3_M.3d_igs.zip](#)

English

Customer View Model

[ENG_CVM_CVM_770835-3_M.3d_stp.zip](#)

English

By downloading the CAD file I accept and agree to the [Terms and Conditions](#) of use.

Datasheets & Catalog Pages

[SOFT_SHELL_PIN_AND_SOCKET_CONNECTORS_CATALOG](#)

English

Product Specifications

[Application Specification](#)

English

Instruction Sheets

[Instruction Sheet \(U.S.\)](#)

English

Agency Approvals

[Agency Approval Document](#)

English