

87165-2 ✓ ACTIVE

AMP

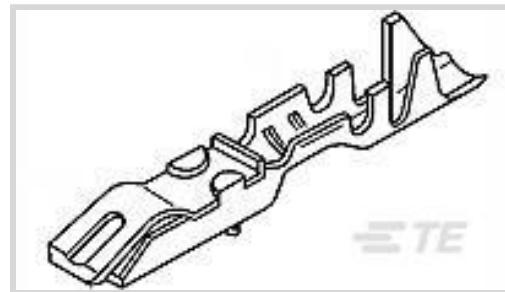
TE Internal #: 87165-2

Connector Contact, Socket, Wire-to-Board, 26 – 22 AWG Wire Size,
254.1 – 642.4 CMA Wire Size, .12 – .4 mm² Wire Size, Tin, Loose
Piece, Wire & Cable

[View on TE.com >](#)



Connectors > PCB Connectors > Wire-to-Board Connectors > Wire-to-Board Connector Contacts



Contact Type: **Socket**

Connector System: **Wire-to-Board**

Wire Size: .12 – .4 mm²

Features

Product Type Features

Connector System	Wire-to-Board
Connector & Contact Terminates To	Wire & Cable

Electrical Characteristics

Termination Resistance	12 mΩ
Insulation Resistance	5000 MΩ
Dielectric Withstanding Voltage (Max)	750 V
Operating Voltage	250 VAC

Contact Features

Mating Square Post Dimension	.64 mm[.025 in]
	100 μin
Wire Contact Termination Area Plating Material	Tin-Lead
PCB Contact Termination Area Plating Material Finish	Bright
Contact Shape & Form	Square
Contact Mating Area Plating Material Finish	Bright
Contact Underplating Material	Nickel
PCB Contact Termination Area Plating Material	Tin
Contact Base Material	Phosphor Bronze
Contact Type	Socket
Contact Mating Area Plating Material	Tin
Contact Current Rating (Max)	3 A

Termination Features

Termination Method to Wire & Cable	Crimp
------------------------------------	-------

Mechanical Attachment

Wire Insulation Support	With
-------------------------	------

Dimensions

Accepts Wire Insulation Diameter Range	.97 – 1.57 mm [.038 – .062 in]
Wire Size	.12 – .4 mm ²

Usage Conditions

Operating Temperature Range	-65 – 105 °C [-85 – 221 °F]
-----------------------------	-----------------------------

Operation/Application

Circuit Application	Signal
---------------------	--------

Industry Standards

Approved Standards	UL E28476
--------------------	-----------

Packaging Features

Packaging Quantity	1000
Packaging Method	Loose Piece

Other

Comment	(*) For use with Model "K" machines. Call the Technical Assistance Center (1-800-522-6752) for any tooling questions., These contacts must be crimped per AMP Specification No. 114-25006 in order to function properly in a connector housing.
---------	---

Product Compliance

[For compliance documentation, visit the product page on TE.com>](#)

EU RoHS Directive 2011/65/EU	Not Compliant
EU ELV Directive 2000/53/EC	Not Compliant
China RoHS 2 Directive MIIT Order No 32, 2016	Restricted Materials Above Threshold
EU REACH Regulation (EC) No. 1907/2006	Current ECHA Candidate List: JUNE 2022 (224) Candidate List Declared Against: JAN 2022 (223) SVHC > Threshold: Pb (13% in Component Part) <small>Article Safe Usage Statements:</small>



Do not eat, drink or smoke when using this product. Wash thoroughly after handling. Recycle if possible and dispose of the article by following all applicable governmental regulations relevant to your geographic location.

Halogen Content

Low Halogen - Br, Cl, F, I < 900 ppm per homogenous material. Also BFR/CFR/PVC Free


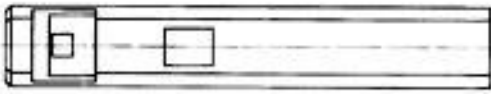



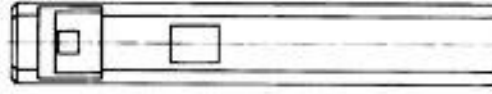



Solder Process Capability

Not applicable for solder process capability

Product Compliance Disclaimer






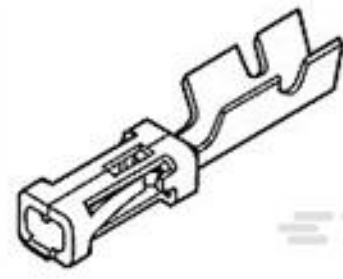


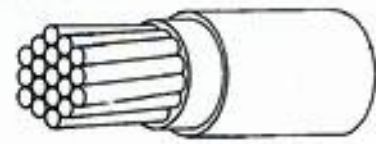
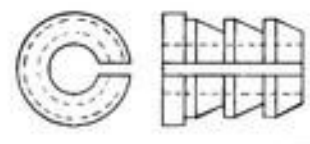
This information is provided based on reasonable inquiry of our suppliers and represents our current actual knowledge based on the information they provided. This information is subject to change. The part numbers that TE has identified as EU RoHS compliant have a maximum concentration of 0.1% by weight in homogenous materials for lead, hexavalent chromium, mercury, PBB, PBDE, DBP, BBP, DEHP, DIBP, and 0.01% for cadmium, or qualify for an exemption to these limits as defined in the Annexes of Directive 2011/65/EU (RoHS2). Finished electrical and electronic equipment products will be CE marked as required by Directive 2011/65/EU. Components may not be CE marked. Additionally, the part numbers that TE has identified as EU ELV compliant have a maximum concentration of 0.1% by weight in homogenous materials for lead, hexavalent chromium, and mercury, and 0.01% for cadmium, or qualify for an exemption to these limits as defined in the Annexes of Directive 2000/53/EC (ELV). Regarding the REACH Regulation, the information TE provides on SVHC in articles for this part number is based on the latest European Chemicals Agency (ECHA) 'Guidance on requirements for substances in articles' posted at this URL: <https://echa.europa.eu/guidance-documents/guidance-on-reach>

Compatible Parts

 TE Part # 87133-1 04 LOCKING CLIP HSG DR .100CL	 TE Part # 926657-6 LOCKING CLIP HSG	 TE Part # 926657-4 LOCKING CLIP HSG	 TE Part # 1-87175-0 04 LOCKING CLIP HSG SR .100CL
 TE Part # 926209-3 LOCKING CLIP HSG.	 TE Part # 1-87175-7 08 LOCKING CLIP HSG SR MRKD	 TE Part # 926010-1 LOCKING CLIP HSG	 TE Part # 1-87175-2 05 LOCKING CLIP HSG SR .100CL
 TE Part # 87133-2 10 LOCKING CLIP HSG DR .100CL	 TE Part # 926209-5 LOCKING CLIP HSG.	 TE Part # 1-87133-1 12 LOCKING CLIP HSG DR .100CL	 TE Part # 1-87175-3 06 LOCKING CLIP HSG SR MRKD

 <p>TE Part # 1-87175-4 06 LOCKING CLIP HSG SR .100CL</p>	 <p>TE Part # 1-87175-6 07 LOCKING CLIP HSG SR .100CL</p>	 <p>TE Part # 1-87175-8 08 LOCKING CLIP HSG SR .100CL</p>	 <p>TE Part # 2-87175-2 10 LOCKING CLIP HSG SR .100CL</p>
 <p>TE Part # 91533-1 CCII LOCKING CLIP 26-22 ASSY</p>	 <p>TE Part # 926209-4 2X4P LOCK-CLIP GEH</p>	 <p>TE Part # 2-87175-8 13 LOCKING CLIP HSG SR .100CL</p>	 <p>TE Part # 3-87175-0 14 LOCKING CLIP HSG SR .100CL</p>

Customers Also Bought

 <p>TE Part #808624-000 202D221-3/42-0</p>	 <p>TE Part #1-87631-6 20 MODIV HSG DR MRKD .100 POL</p>	 <p>TE Part #321026 SPLICE,PG BUTT 26-22</p>	 <p>TE Part #60598-4 058 PIN REC IS 22-20 010TPBECU</p>
 <p>TE Part #87133-2 10 LOCKING CLIP HSG DR .100CL</p>	 <p>TE Part #1-87756-8 MOD IV RECP LP</p>	 <p>TE Part #2-87175-2 10 LOCKING CLIP HSG SR .100CL</p>	 <p>TE Part #87133-8 06 LOCKING CLIP HSG DR MRKD</p>
 <p>TE Part #218463-000 22759/34-2-9</p>	 <p>TE Part #86280-2 GROUND BUSHING</p>		

Documents



Product Drawings

LOCKING CLIP ASSY .025 SQ LP

English

CAD Files

Customer View Model

[ENG_CVM_87165-2_R.3d_igs.zip](#)

English

Customer View Model

[ENG_CVM_87165-2_R.3d_stp.zip](#)

English

Customer View Model

[ENG_CVM_87165-2_R.2d_dxf.zip](#)

English

3D PDF

English

3D PDF

3D

Customer View Model

[ENG_CVM_CVM_87165-2_N.2d_dxf.zip](#)

English

Customer View Model

[ENG_CVM_CVM_87165-2_N.3d_igs.zip](#)

English

Customer View Model

[ENG_CVM_CVM_87165-2_N.3d_stp.zip](#)

English

By downloading the CAD file I accept and agree to the [Terms and Conditions](#) of use.

Product Specifications

Application Specification

English

Product Environmental Compliance

TE Material Declaration

English

Instruction Sheets

Instruction Sheet (U.S.)

English

Hand Crimping Tool 90289-1

English

Instruction Sheet (U.S.)

English

AMPMODU Locking Clip Contacts and Housings for 0.64mm Square Posts

English

87165-2

Connector Contact, Socket, Wire-to-Board, 26 – 22 AWG Wire Size, 254.1 – 642.4
CMA Wire Size, .12 – .4 mm² Wire Size, Tin, Loose Piece, Wire & Cable

