

87190-1 ✓ ACTIVE

AMP

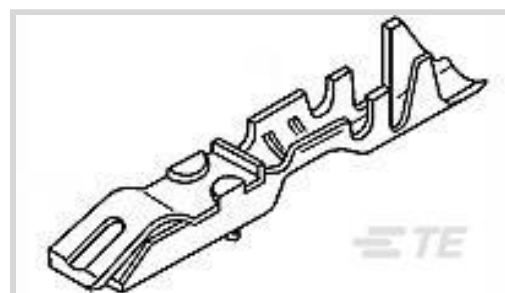
TE Internal #: 87190-1

Connector Contact, Socket, Wire-to-Board, 30 – 28 AWG Wire Size,
100.5 – 159.8 CMA Wire Size, .05 – .09 mm² Wire Size, Gold, Strip,
Wire & Cable, 3 A

[View on TE.com >](#)



Connectors > PCB Connectors > Wire-to-Board Connectors > Wire-to-Board Connector Contacts



Contact Type: **Socket**

Connector System: **Wire-to-Board**

Wire Size: **.05 – .09 mm²**

Features

Product Type Features

Connector System	Wire-to-Board
Connector & Contact Terminates To	Wire & Cable

Electrical Characteristics

Termination Resistance	12 mΩ
Insulation Resistance	5000 MΩ
Dielectric Withstanding Voltage (Max)	750 V
Operating Voltage	250 VAC

Contact Features

Mating Square Post Dimension	.64 mm[.025 in]
	30 μin
Wire Contact Termination Area Plating Material	Gold Flash
Contact Shape & Form	Square
Contact Underplating Material	Nickel
PCB Contact Termination Area Plating Material	Gold Flash
Contact Base Material	Phosphor Bronze
Contact Type	Socket
Contact Mating Area Plating Material	Gold
Contact Current Rating (Max)	3 A

Termination Features

Termination Method to Wire & Cable	Crimp
------------------------------------	-------



Mechanical Attachment

Wire Insulation Support	With
-------------------------	------

Dimensions

Accepts Wire Insulation Diameter Range	.74 – .99 mm [.029 – .039 in]
Wire Size	.05 – .09 mm ²

Usage Conditions

Operating Temperature Range	-65 – 105 °C [-85 – 221 °F]
-----------------------------	-----------------------------

Operation/Application

Circuit Application	Signal
---------------------	--------

Industry Standards

Approved Standards	CSA LR7189, UL E28476
--------------------	-----------------------

Packaging Features

Packaging Quantity	7000
Packaging Method	Strip

Other

Comment	(*) For use with Model "K" machines. Call the Technical Assistance Center (1-800-522-6752) for any tooling questions., These contacts must be crimped per AMP Specification No. 114-25006 in order to function properly in a connector housing.
---------	---

Product Compliance


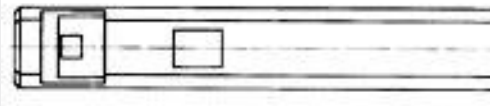



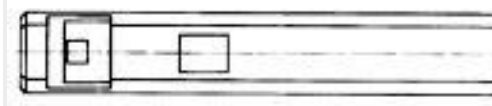





For compliance documentation, visit the product page on [TE.com](https://www.te.com)>

EU RoHS Directive 2011/65/EU	Compliant
EU ELV Directive 2000/53/EC	Compliant
China RoHS 2 Directive MIIT Order No 32, 2016	No Restricted Materials Above Threshold
EU REACH Regulation (EC) No. 1907/2006	Current ECHA Candidate List: JUNE 2022 (224) Candidate List Declared Against: JUNE 2022 (224) Does not contain REACH SVHC
Halogen Content	Low Halogen - Br, Cl, F, I < 900 ppm per homogenous material. Also BFR/CFR/PVC Free
Solder Process Capability	Not applicable for solder process capability

Product Compliance Disclaimer

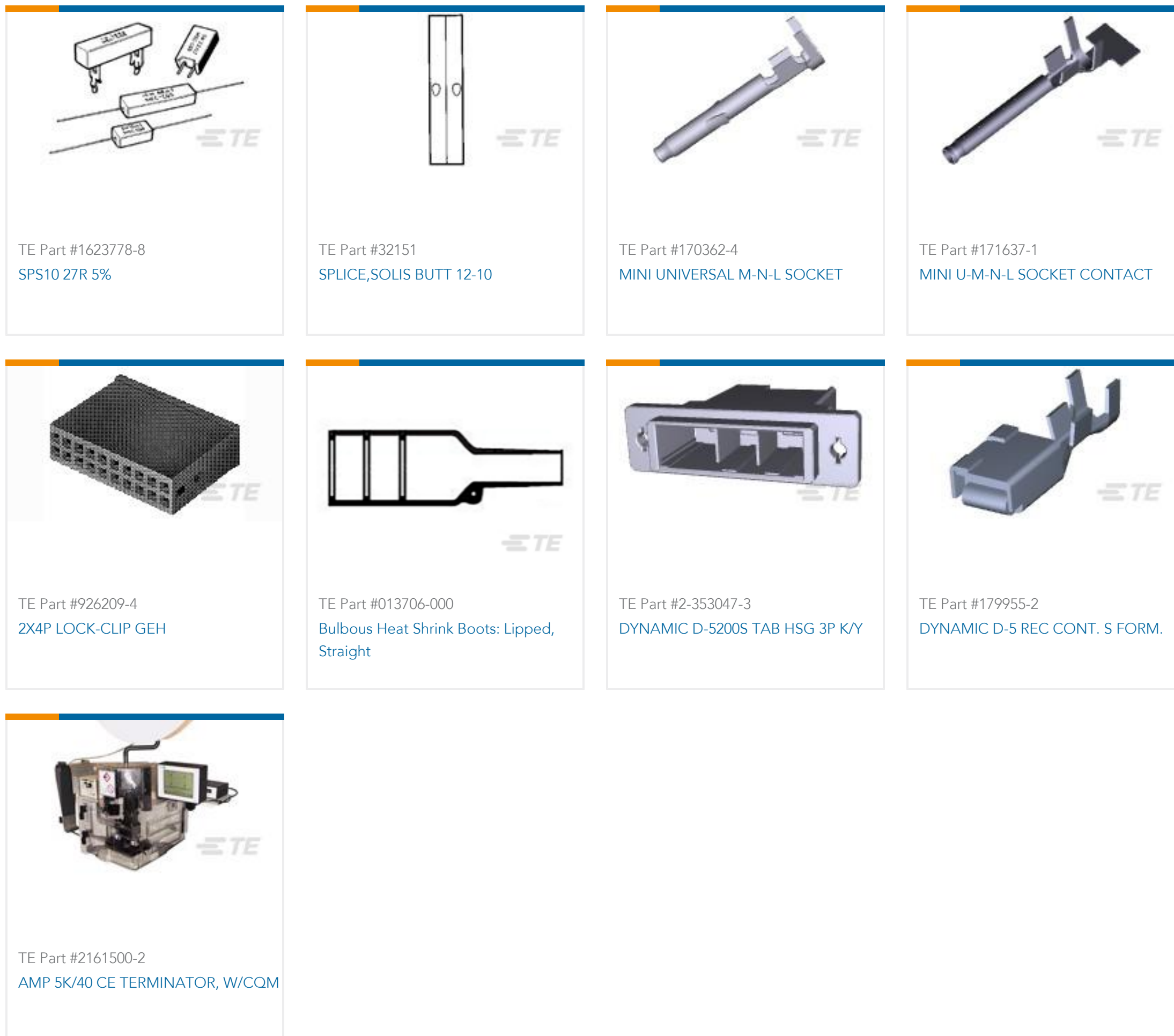
This information is provided based on reasonable inquiry of our suppliers and represents our current actual knowledge based on the information they provided. This information is subject to change. The part numbers that TE has identified as EU RoHS compliant have a maximum concentration of 0.1% by weight in homogenous materials for lead, hexavalent chromium, mercury, PBB, PBDE, DBP, BBP, DEHP, DIBP, and 0.01% for cadmium, or qualify for an exemption to these limits as defined in the Annexes of Directive 2011/65/EU (RoHS2). Finished electrical and electronic equipment products will be CE marked as required by Directive 2011/65/EU. Components may not be CE marked. Additionally, the part numbers that TE has identified as EU ELV compliant have a maximum concentration of 0.1% by weight in homogenous materials for lead, hexavalent chromium, and mercury, and 0.01% for cadmium, or qualify for an exemption to these limits as defined in the Annexes of Directive 2000/53/EC (ELV). Regarding the REACH Regulation, the information TE provides on SVHC in articles for this part number is based on the latest European Chemicals Agency (ECHA) 'Guidance on requirements for substances in articles' posted at this URL: <https://echa.europa.eu/guidance-documents/guidance-on-reach>

Compatible Parts

 <p>TE Part # 87133-1 04 LOCKING CLIP HSG DR .100CL</p>	 <p>TE Part # 926657-6 LOCKING CLIP HSG</p>	 <p>TE Part # 926657-4 LOCKING CLIP HSG</p>	 <p>TE Part # 1-87175-0 04 LOCKING CLIP HSG SR .100CL</p>
 <p>TE Part # 926209-3 LOCKING CLIP HSG.</p>	 <p>TE Part # 1-87175-7 08 LOCKING CLIP HSG SR MRKD</p>	 <p>TE Part # 926010-1 LOCKING CLIP HSG</p>	 <p>TE Part # 1-87175-2 05 LOCKING CLIP HSG SR .100CL</p>
 <p>TE Part # 87133-2 10 LOCKING CLIP HSG DR .100CL</p>	 <p>TE Part # 926209-5 LOCKING CLIP HSG.</p>	 <p>TE Part # 1-87133-1 12 LOCKING CLIP HSG DR .100CL</p>	 <p>TE Part # 1-87175-3 06 LOCKING CLIP HSG SR MRKD</p>



Customers Also Bought



Documents



Product Drawings

LOCKING CLIP CONT ASSY .025 SQ

English

CAD Files

3D PDF

English

Customer View Model

[ENG_CVM_87190-1_P.3d_igs.zip](#)

English

Customer View Model

[ENG_CVM_87190-1_P.3d_stp.zip](#)

English

Customer View Model

[ENG_CVM_87190-1_P.2d_dxf.zip](#)

English

By downloading the CAD file I accept and agree to the [Terms and Conditions](#) of use.

Datasheets & Catalog Pages

AMPMODU_INTERCONNECTION_SYSTEM_SECTION5_CONT

English

Product Specifications

Application Specification

English

Instruction Sheets

Instruction Sheet (U.S.)

English

[AMPMODU Locking Clip Contacts and Housings for 0.64mm Square Posts](#)

English