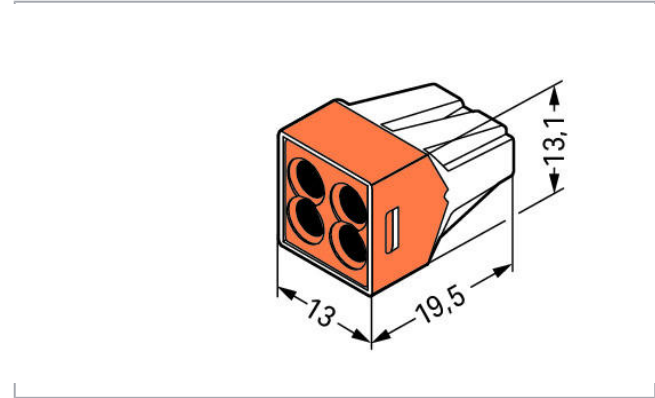


## Data sheet | Item number: 773-104

PUSH WIRE® connector for junction boxes; for solid and stranded conductors; max. 2.5 mm<sup>2</sup>; 4-conductor; transparent housing; orange cover; Surrounding air temperature: max 60°C; 2,50 mm<sup>2</sup>; multicoloured

[www.wago.com/773-104](http://www.wago.com/773-104)



### Item description

#### Note:

##### Terminating Aluminum Conductors

WAGO spring clamp terminal blocks are suitable for solid aluminum conductors up to 4 mm<sup>2</sup>/12 AWG if WAGO "Alu-Plus" Contact Paste is used for termination.

##### "Alu-Plus" Contact Paste Advantages:

- Automatically destroys the oxide film during clamping.
- Prevents fresh oxidation at the clamping point.
- Prevents electrolytic corrosion between aluminum and copper conductors (in the same terminal block).
- Provides long-term protection against corrosion.

For spring clamp connections with PUSH WIRE® connection technology, **WAGO recommends that the aluminum conductor first be cleaned** and then immediately inserted into the clamping unit filled with "Alu-Plus" contact paste.

It is also possible to apply WAGO "Alu-Plus" **additionally** on the whole surface of the aluminum conductor before termination.

Please note that the nominal currents must be adapted to the reduced conductivity of the aluminum conductors::

2.5 mm<sup>2</sup> = 16 A

Subject to changes. Please also observe the further product documentation!

WAGO Kontakttechnik GmbH & Co. KG  
Hansastr. 27  
32423 Minden  
Phone: +49571 887-0 | Fax: +49571 887-169  
Email: [info.de@wago.com](mailto:info.de@wago.com) | Web: [www.wago.com](http://www.wago.com)

Do you have any questions about our products?  
We are always happy to take your call at +49 (571) 887-44222.



4 mm<sup>2</sup> = 22 A

**Safety information 1:**

in grounded power lines

**Safety information 2:**

When using conductors of exclusively the same cross-section, 0.75 mm<sup>2</sup>/18 AWG is also possible.

**Data**

**Electrical data**

**Ratings per IEC/EN 60664-1**

Ratings per	IEC/EN 60664-1
Nominal voltage (II/2)	400 V
Rated surge voltage (II/2)	4 kV
Rated current	24 A
Legend (ratings)	(II / 2) ≙ Overvoltage category II / Pollution degree 2

**Connection data**

Connection technology	PUSH WIRE®
Actuation type	Push-in
Connectable conductor materials	Copper Aluminum
Solid conductor	0.75 ... 2.5 mm <sup>2</sup> / 18 ... 12 AWG
Stranded conductor	1.5 ... 2.5 mm <sup>2</sup> / 16 ... 12 AWG
Strip length	12 mm / 0.47 inch
Total number of connection points	4
Total number of potentials	1
Wiring type	Side-entry wiring

**Physical data**

Width	13 mm / 0.512 inch
Height	13.1 mm / 0.516 inch
Depth	19.5 mm / 0.768 inch

**Material data**

Color	multicoloured
Cover color	orange
Flammability class per UL94	V2

Subject to changes. Please also observe the further product documentation!

WAGO Kontakttechnik GmbH & Co. KG  
 Hansastr. 27  
 32423 Minden  
 Phone: +49571 887-0 | Fax: +49571 887-169  
 Email: [info.de@wago.com](mailto:info.de@wago.com) | Web: [www.wago.com](http://www.wago.com)

Do you have any questions about our products?  
 We are always happy to take your call at +49 (571) 887-44222.

Fire load	0.056 MJ
Weight	2.5 g

### Environmental requirements



Surrounding air temperature (operation)	60 °C
---	-------

### Commercial data



Product Group	7 (Push Wire Conn.)
Packaging type	BOX
Country of origin	CN
GTIN	4044918397629
Customs tariff number	85369010000

### Approvals / Certificates



#### Country specific Approvals

Logo	Approval	Additional Approval Text	Certificate name
	CCA UL International Demko A/S	EN 60998	CCA-DK No. 2520
	CSA DEKRA Certification B.V.	C22.2	15411 (LR46759)
	ÖVE Österreichischer Verband für Elektrotechnik	EN 60998	1193-031- 09



#### Ship Approvals

Logo	Approval	Additional Approval Text	Certificate name
	ABS American Bureau of Shipping	-	18- HG1755093- PDA
	BV Bureau Veritas S.A.	EN 60998	11914/D0 BV

Subject to changes. Please also observe the further product documentation!


	<b>DNV GL</b> Det Norske Veritas, Germanischer Lloyd	EN 60998	TAE000015T
	<b>LR</b> Lloyds Register	EN 60998	04/20013 (E8)

**UL-Approvals**


Logo	Approval	Additional Approval Text	Certificate name
	<b>UL</b> UL International Germany GmbH	UL 486C	E69654
	<b>UL</b> UL International Germany GmbH	EN 60998	D-03479-A1

**Compatible products**

**General accessories**

	<b>Item no.: 249-130</b> Syringe; Contents: 20 ml Alu-Plus contact paste	<a href="http://www.wago.com/249-130">www.wago.com/249-130</a>
--	---	--

**Mounting adapter**

	<b>Item no.: 773-332</b> Mounting carrier; 773 Series - 2.5 mm <sup>2</sup> / 4 mm <sup>2</sup> / 6 mm <sup>2</sup> ; for DIN-35 rail mounting/screw mounting; orange	<a href="http://www.wago.com/773-332">www.wago.com/773-332</a>
--	--	--

**Downloads**

**Documentation**

**Additional Information**

Technical explanations	Apr 3, 2019	pdf 2.2 MB	Download
------------------------	-------------	---------------	----------

**CAD/CAE-Data**

**CAE data**

WSCAD Universe 773-104	URL	Download
------------------------	-----	----------

Subject to changes. Please also observe the further product documentation!



---

## Installation Notes

Subject to changes. Please also observe the further product documentation!

---

WAGO Kontakttechnik GmbH & Co. KG  
Hansastr. 27  
32423 Minden  
Phone: +49571 887-0 | Fax: +49571 887-169  
Email: [info.de@wago.com](mailto:info.de@wago.com) | Web: [www.wago.com](http://www.wago.com)

Do you have any questions about our products?  
We are always happy to take your call at +49 (571) 887-44222.