

87499-3 ✓ ACTIVE

AMPMODU | AMPMODU IV/V

TE Internal #: 87499-3


Housing, Receptacle, Wire-to-Board, 2 Position, 2.54 mm [.1 in]

Centerline, Crimp, 1 Row, Black, Wire & Cable, Signal, AMPMODU IV/V

[View on TE.com >](#)



Connectors > PCB Connectors > Wire-to-Board Connectors > Wire-to-Board Connector Assemblies & Housings



Connector Product Type: **Housing**

Connector & Housing Type: **Receptacle**

Connector System: **Wire-to-Board**

Number of Positions: **2**

Centerline (Pitch): **2.54 mm [.1 in]**

Features

Product Type Features

| | |
|-----------------------------------|---------------|
| Connector Product Type | Housing |
| Connector & Housing Type | Receptacle |
| Connector System | Wire-to-Board |
| Connector & Contact Terminates To | Wire & Cable |

Configuration Features

| | |
|---------------------|---|
| Number of Positions | 2 |
| Number of Rows | 1 |

Electrical Characteristics

| | |
|---------------------------------------|---------|
| Termination Resistance | 12 mΩ |
| Insulation Resistance | 5000 MΩ |
| Dielectric Withstanding Voltage (Max) | 750 V |
| Operating Voltage | 250 VAC |

Contact Features

| | |
|------------------------------|------------------|
| Contact Layout | Inline |
| Contact Type | Socket |
| Contact Base Material | Beryllium Copper |
| Contact Current Rating (Max) | 3 A |

Termination Features



| | |
|------------------------------------|-------|
| Termination Method to Wire & Cable | Crimp |
|------------------------------------|-------|

Mechanical Attachment

| | |
|---------------|---------|
| Strain Relief | Without |
|---------------|---------|

| | |
|------------------|---------|
| Mating Retention | Without |
|------------------|---------|

Housing Features

| | |
|-----------------------------|------------------|
| Housing Entry Configuration | Both Ends Closed |
|-----------------------------|------------------|

| | |
|------------------|---------------|
| Housing Material | Thermoplastic |
|------------------|---------------|

| | |
|--------------------|-----------------|
| Centerline (Pitch) | 2.54 mm [.1 in] |
|--------------------|-----------------|

| | |
|---------------|-------|
| Housing Color | Black |
|---------------|-------|

Dimensions

| | |
|------------------|------------------|
| Connector Length | 5.21 mm [.21 in] |
|------------------|------------------|

| | |
|------------------|------------------|
| Connector Height | 3.55 mm [.14 in] |
|------------------|------------------|

| | |
|--------------------|-----------------|
| Row-to-Row Spacing | 2.54 mm [.1 in] |
|--------------------|-----------------|

Usage Conditions

| | |
|-----------------------------|-----------------------------|
| Operating Temperature Range | -65 – 105 °C [-85 – 221 °F] |
|-----------------------------|-----------------------------|

Operation/Application

| | |
|---------------------|--------|
| Circuit Application | Signal |
|---------------------|--------|

Industry Standards

| | |
|------------------|-------------------------------|
| Glow Wire Rating | Standard Part - Not Glow Wire |
|------------------|-------------------------------|

| | |
|--------------------|-----------------------|
| Approved Standards | CSA LR7189, UL E28476 |
|--------------------|-----------------------|

| | |
|------------------------|----------|
| UL Flammability Rating | UL 94V-0 |
|------------------------|----------|

Packaging Features

| | |
|--------------------|---|
| Packaging Quantity | 1 |
|--------------------|---|

| | |
|------------------|---------|
| Packaging Method | Package |
|------------------|---------|

Other

| | |
|---------|--|
| Comment | Cavity identification, AMP, part number and date code stamped on housing where size permits., Contact Extraction/Lance Reset Tool No. 843996-3., Strain reliefs are available and may be purchased separately. |
|---------|--|

Product Compliance

For compliance documentation, visit the product page on [TE.com](https://www.te.com)>




| | |
|---|---|
| EU RoHS Directive 2011/65/EU | Compliant |
| EU ELV Directive 2000/53/EC | Compliant |
| China RoHS 2 Directive MIIT Order No 32, 2016 | No Restricted Materials Above Threshold |
| EU REACH Regulation (EC) No. 1907/2006 | Current ECHA Candidate List: JUNE 2022 (224) Candidate List Declared Against: JUNE 2022 (224) Does not contain REACH SVHC |
| Halogen Content | BFR/CFR/PVC Free, but Br/Cl >900 ppm in other sources. |
| Solder Process Capability | Not applicable for solder process capability |

Product Compliance Disclaimer

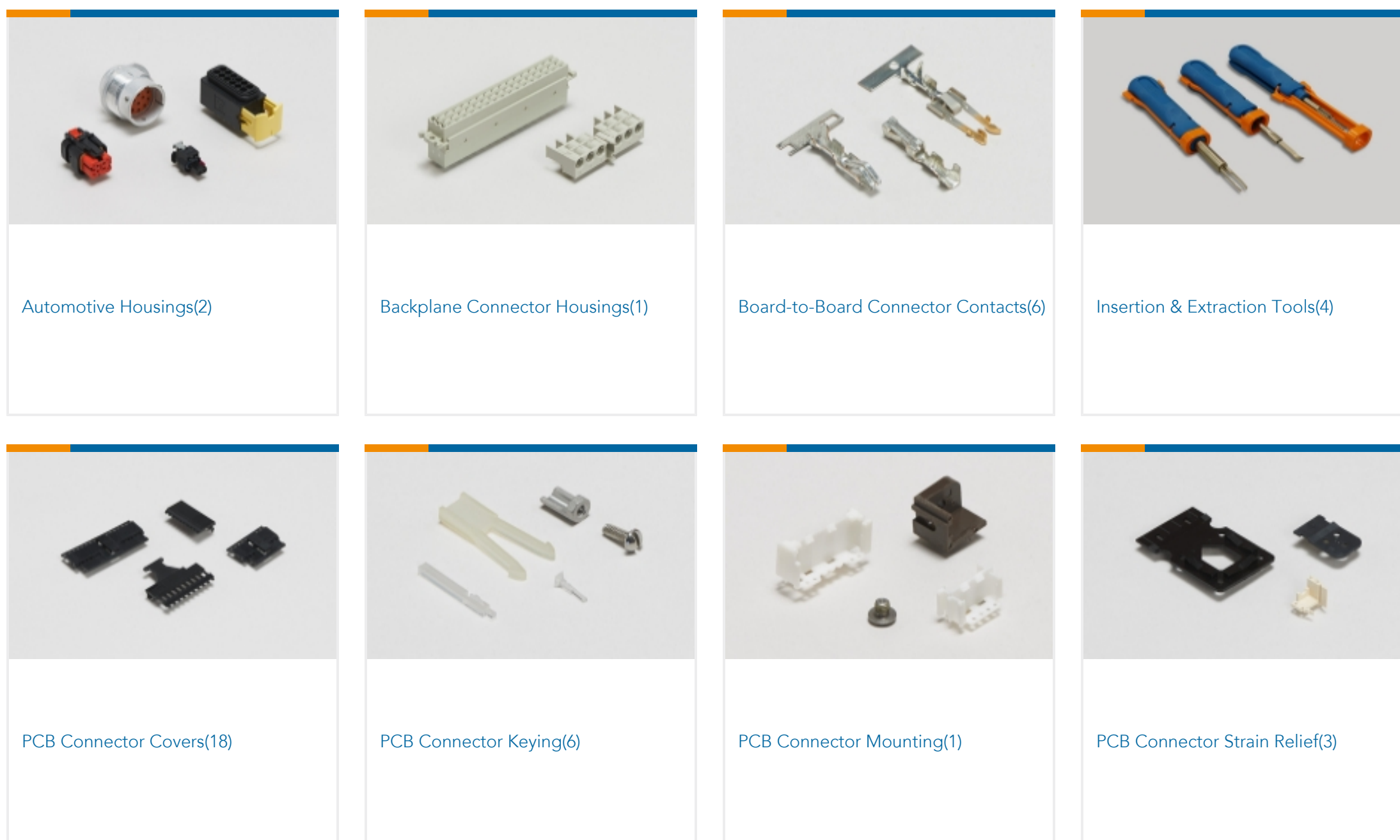
This information is provided based on reasonable inquiry of our suppliers and represents our current actual knowledge based on the information they provided. This information is subject to change. The part numbers that TE has identified as EU RoHS compliant have a maximum concentration of 0.1% by weight in homogenous materials for lead, hexavalent chromium, mercury, PBB, PBDE, DBP, BBP, DEHP, DIBP, and 0.01% for cadmium, or qualify for an exemption to these limits as defined in the Annexes of Directive 2011/65/EU (RoHS2). Finished electrical and electronic equipment products will be CE marked as required by Directive 2011/65/EU. Components may not be CE marked. Additionally, the part numbers that TE has identified as EU ELV compliant have a maximum concentration of 0.1% by weight in homogenous materials for lead, hexavalent chromium, and mercury, and 0.01% for cadmium, or qualify for an exemption to these limits as defined in the Annexes of Directive 2000/53/EC (ELV). Regarding the REACH Regulation, the information TE provides on SVHC in articles for this part number is based on the latest European Chemicals Agency (ECHA) 'Guidance on requirements for substances in articles' posted at this URL: <https://echa.europa.eu/guidance-documents/guidance-on-reach>

Compatible Parts

| | | | |
|--|---|--|---|
|  <p>TE Part # 87666-2 MOD IV RECP PLTD 30 SEL</p> |  <p>TE Part # 6-87756-7 MOD IV REC STP INT'L SPEC REEL</p> |  <p>TE Part # 87756-6 MOD IV RECP PLTD SN</p> |  <p>TE Part # 87809-1 MOD V RECP PLTD 30 AU</p> |
|  <p>TE Part # 6-87756-2 MOD IV RECP PLTD 15 DPLX LF</p> |  <p>TE Part # 87309-9 MOD V RECP PLTD 30 AU</p> |  <p>TE Part # 87523-5 MOD IV RECP PLTD SN</p> |  <p>TE Part # 102548-5 MOD IV RECP PLTD 30 SEL</p> |




Also in the Series | AMPMODU IV/V





PCB Headers & Receptacles(939)



PCB Latches, Locks & Retainers(9)



Rectangular Connector Housings(5)



Standard Rectangular Connectors(8)



Wire-to-Board Connector Assemblies & Housings(467)



Wire-to-Board Connector Contacts (326)


Customers Also Bought



TE Part #4-1609154-0
PSOS0DMXE=C7094



TE Part #9-1879213-3
CPF 0402 274R 0.1% 25PPM 1K RL



TE Part #2-87456-2
26 MODIV HSG DR MRKD .100CL



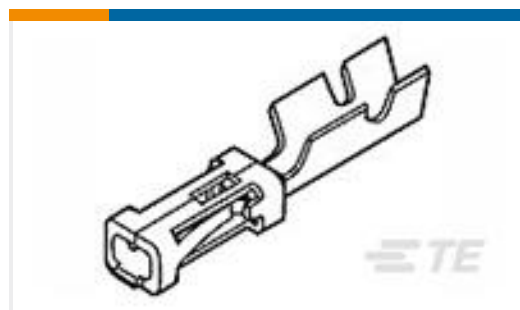
TE Part #2-87499-3
13 MODIV HSG SR MRKD .100CL



TE Part #2-36161-6
TERMINAL,PIDG R IR 10 6



TE Part #6609050-1
6EG1 M0=F7398



TE Part #167022-3
MOD-5 REC.CONTACT



TE Part #5-103948-4
4X5 MTE SHRD PIN SR LATCH .100



TE Part #184437-4
SENSOR TAB, 1.50 X .80, TIN PL

Documents



Product Drawings

[02 MODIV HSG SR MRKD .100CL](#)

English

CAD Files

[3D PDF](#)

English

Customer View Model

[ENG_CVM_87499-3_T.2d_dxf.zip](#)

English

Customer View Model

[ENG_CVM_87499-3_T.3d_igs.zip](#)

English

Customer View Model

[ENG_CVM_87499-3_T.3d_stp.zip](#)

English

[3D PDF](#)

3D

Customer View Model

[ENG_CVM_CVM_87499-3_AN.2d_dxf.zip](#)

English

Customer View Model

[ENG_CVM_CVM_87499-3_AN.3d_igs.zip](#)

English

Customer View Model

[ENG_CVM_CVM_87499-3_AN.3d_stp.zip](#)

English

By downloading the CAD file I accept and agree to the [Terms and Conditions](#) of use.

Datasheets & Catalog Pages

[AMPMODU_INTERCONNECTION_SYSTEM_SECTION5_CONT](#)

English

Product Specifications

[Application Specification](#)

English

Product Environmental Compliance

[TE Material Declaration](#)

English