

776180-4 ✓ ACTIVE

AMP | AMPSEAL

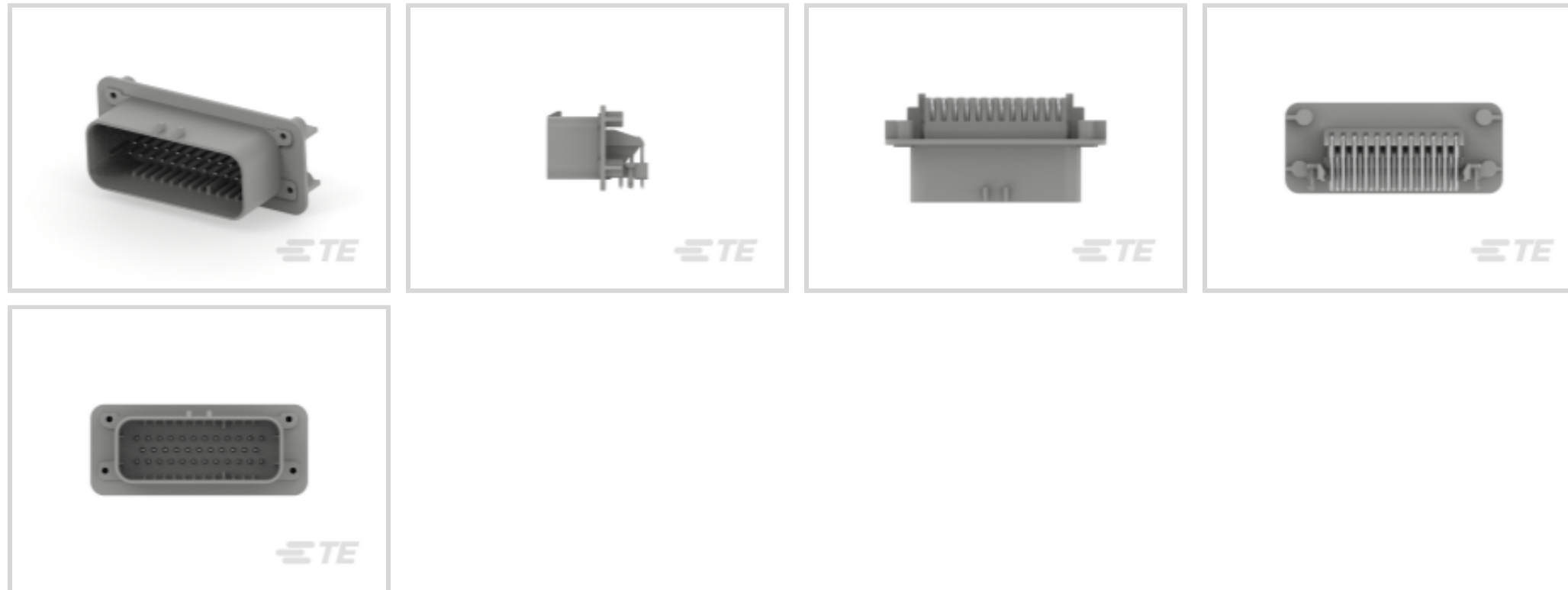
TE Internal #: 776180-4

PCB Mount Header, Horizontal, Wire-to-Board, 35 Position, .157 in [4 mm] Centerline, Fully Shrouded, Post Tin, Through Hole - Solder, AMPSEAL

[View on TE.com >](#)



Connectors > PCB Connectors > PCB Headers & Receptacles



Connector System: **Wire-to-Board**

Number of Positions: **35**

Centerline (Pitch): **4 mm [ .157 in ]**

Sealable: **Yes**

PCB Mount Orientation: **Horizontal**

## Features

### Product Type Features

Hybrid Header	No
Connector & Housing Shape	Rectangular
PCB Connector Assembly Type	PCB Mount Header
Header Type	Fully Shrouded
Connector System	Wire-to-Board
Sealable	Yes
Connector & Contact Terminates To	Printed Circuit Board

### Configuration Features

Number of Sections	1
Number of Signal Positions	35
Number of Positions	35
PCB Mount Orientation	Horizontal
Number of Rows	3

### Electrical Characteristics



Voltage Rating (Max)	250 VAC
----------------------	---------

Operating Voltage	250 VAC
-------------------	---------

### Body Features

Primary Product Color	Gray
-----------------------	------

Connector Code	21, 9
----------------	-------

### Contact Features

Contact Size	1.3mm
--------------	-------

Contact Type	Pin
--------------	-----

Mating Pin Diameter	1.3 mm[.051 in]
---------------------	-----------------

Contact Mating Area Plating Material	Post Tin
--------------------------------------	----------

Contact Current Rating (Max)	7 A
------------------------------	-----

### Termination Features

Termination Method to Printed Circuit Board	Through Hole - Solder
---	-----------------------

### Mechanical Attachment

Mounting Holes	With
----------------	------

Mating Alignment Type	Keyed
-----------------------	-------

Mating Retention	With
------------------	------

Mating Alignment	With
------------------	------

PCB Mount Alignment	With
---------------------	------

Panel Mount Feature	With
---------------------	------

PCB Mount Retention	With
---------------------	------

PCB Mount Retention Type	Boardlock
--------------------------	-----------

Mating Retention Type	Locking Interface
-----------------------	-------------------

Connector Mounting Type	Board Mount
-------------------------	-------------

### Housing Features

Centerline (Pitch)	4 mm[.157 in]
--------------------	---------------

### Dimensions

Connector Length	76.9 mm
------------------	---------

Connector Width	37.9 mm
-----------------	---------

PCB Thickness (Recommended)	1.57 mm[.061 in]
-----------------------------	------------------

Profile Height from PCB	23.6 mm
-------------------------	---------

### Usage Conditions



Operating Temperature (Max)	125 °C[257 °F]
Operating Temperature Range	-40 – 125 °C[-40 – 257 °F]

### Operation/Application

Shielded	No
Circuit Application	Power & Signal

### Industry Standards

Degree of Protection	IP6K9K
UL Flammability Rating	UL 94V-0

### Packaging Features

Packaging Type	Tray
Packaging Quantity	140

### Product Compliance

[For compliance documentation, visit the product page on TE.com>](#)

EU RoHS Directive 2011/65/EU	Compliant
EU ELV Directive 2000/53/EC	Compliant
China RoHS 2 Directive MIIT Order No 32, 2016	No Restricted Materials Above Threshold
EU REACH Regulation (EC) No. 1907/2006	Current ECHA Candidate List: JUNE 2022 (224) Candidate List Declared Against: JAN 2022 (223) SVHC > Threshold: Not Yet Reviewed
Halogen Content	Not Low Halogen - contains Br or Cl > 900 ppm.
Solder Process Capability	Wave solder capable to 265°C


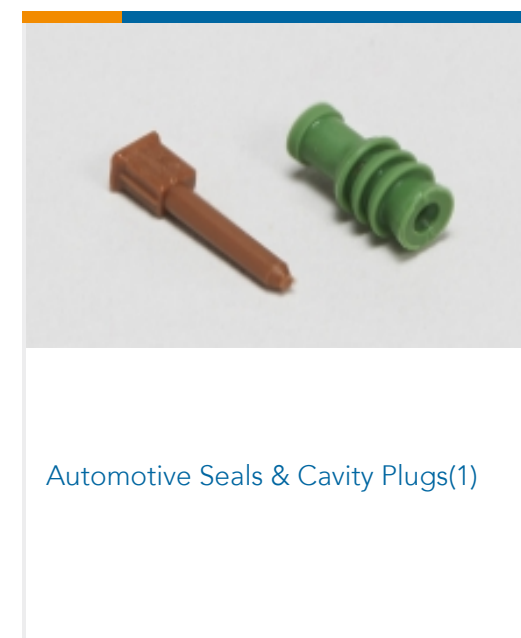
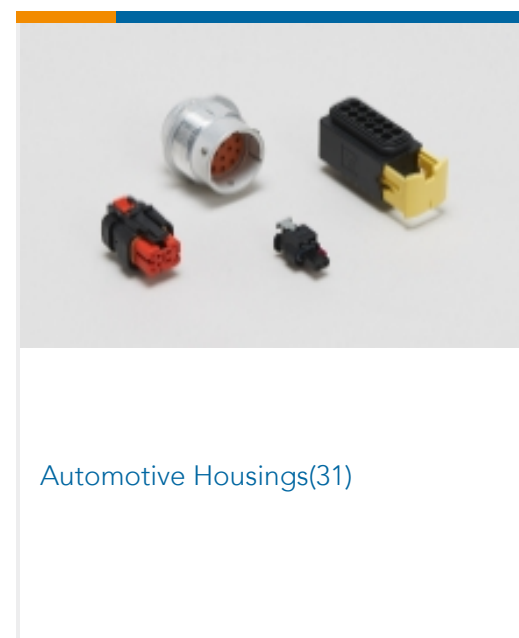

#### Product Compliance Disclaimer

This information is provided based on reasonable inquiry of our suppliers and represents our current actual knowledge based on the information they provided. This information is subject to change. The part numbers that TE has identified as EU RoHS compliant have a maximum concentration of 0.1% by weight in homogenous materials for lead, hexavalent chromium, mercury, PBB, PBDE, DBP, BBP, DEHP, DIBP, and 0.01% for cadmium, or qualify for an exemption to these limits as defined in the Annexes of Directive 2011/65/EU (RoHS2). Finished electrical and electronic equipment products will be CE marked as required by Directive 2011/65/EU. Components may not be CE marked. Additionally, the part numbers that TE has identified as EU ELV compliant have a maximum concentration of 0.1% by weight in homogenous materials for lead, hexavalent chromium, and mercury, and 0.01% for cadmium, or qualify for an exemption to these limits as defined in the Annexes of Directive 2000/53/EC (ELV). Regarding the REACH Regulation, the information TE provides on SVHC in articles for this part number is based on the latest European Chemicals Agency (ECHA) 'Guidance on requirements for substances in articles' posted at this URL: <https://echa.europa.eu/guidance-documents/guidance-on-reach>

## Compatible Parts



## Also in the Series | AMPSEAL



## Customers Also Bought





## Documents

### Product Drawings

[35 POS AMP SEAL HDR ASSY](#)

English

### CAD Files

[3D PDF](#)

3D

Customer View Model

[ENG\\_CVM\\_CVM\\_776180-4\\_M.2d\\_dxf.zip](#)

English

Customer View Model

[ENG\\_CVM\\_CVM\\_776180-4\\_M.3d\\_igs.zip](#)

English

Customer View Model

[ENG\\_CVM\\_CVM\\_776180-4\\_M.3d\\_stp.zip](#)

English

By downloading the CAD file I accept and agree to the [Terms and Conditions](#) of use.

### Datasheets & Catalog Pages

[AMPSEAL Connector Catalog](#)

English

### Product Specifications

[Application Specification](#)

English

### Agency Approvals

[UL Report](#)

English