

MT SERIES

(Ex-090 connector)

Features

The MT connector series has a 4 mm terminal pitch between terminal poles.

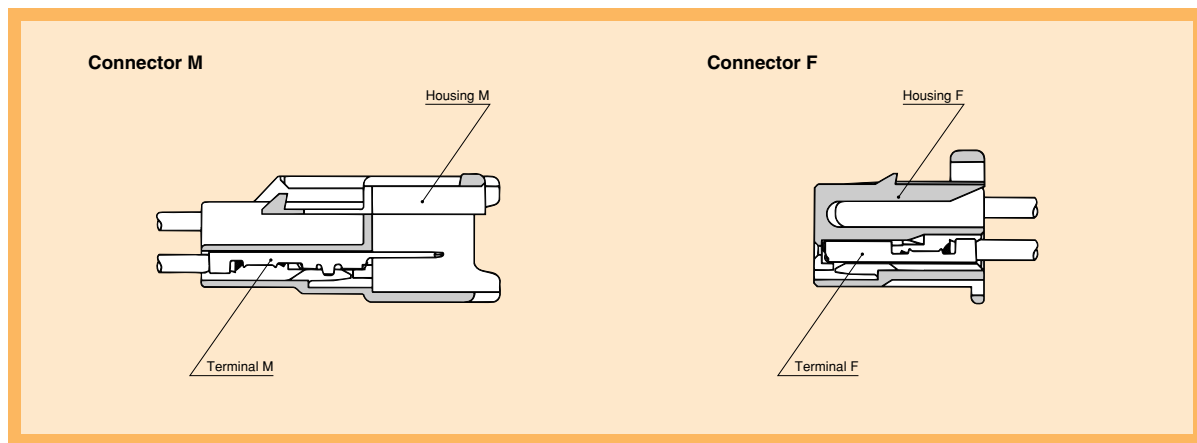
This series consists of a 090 type (090, 250, and 305 types for the hybrid model) classified according to terminal size, supporting use in a variety of control circuits and low power circuits.

- These connectors can be directly secured to a support on the car body.

INTERLOCKING TYPE

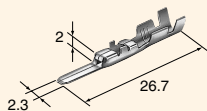
Connection is disengaged by releasing the locking arm provided in the housing.

Structure



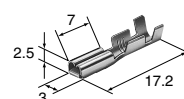
Terminal (UNIT: mm)

Cable size (mm ²)	0.2~0.5
Cable overall diameter (mm)	1.5~2.0
Material	Brass
Surface treatment	Gold-plated
Reel (piece)	5000
Thickness (mm)	0.3



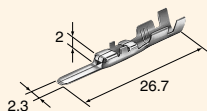
M(8230-4419)

Cable size (mm ²)	0.2~0.5
Cable overall diameter (mm)	1.5~2.0
Material	Brass
Surface treatment	Gold-plated
Reel (piece)	5000
Thickness (mm)	0.25



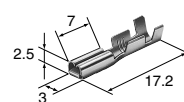
F(8240-4849)

Cable size (mm ²)	0.2~0.5
Cable overall diameter (mm)	1.5~2.0
Material	Brass
Surface treatment	Tin-plated
Reel (piece)	5000
Thickness (mm)	0.3



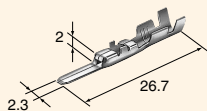
M(8230-4272)

Cable size (mm ²)	0.2~0.5
Cable overall diameter (mm)	1.5~2.0
Material	Brass
Surface treatment	Tin-plated
Reel (piece)	5000
Thickness (mm)	0.25



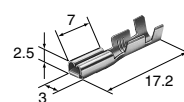
F(8240-4412)

Cable size (mm ²)	0.5~1.25
Cable overall diameter (mm)	1.6~2.9
Material	Brass
Surface treatment	Tin-plated
Reel (piece)	5000
Thickness (mm)	0.3



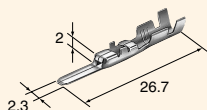
M(8230-4282)

Cable size (mm ²)	0.5~1.25
Cable overall diameter (mm)	1.6~2.5
Material	Brass
Surface treatment	Tin-plated
Reel (piece)	5000
Thickness (mm)	0.25



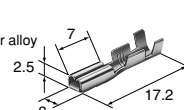
F(8240-4422)

Cable size (mm ²)	2.0 (Cables to be used shall be AVSS.)
Cable overall diameter (mm)	2.6
Material	Brass
Surface treatment	Tin-plated
Reel (piece)	5000
Thickness (mm)	0.3



M(8230-4392)

Cable size (mm ²)	2.0 (Cables to be used shall be AVSS.)
Cable overall diameter (mm)	2.6
Material	Heat-resistant copper alloy
Surface treatment	Tin-plated
Reel (piece)	5000
Thickness (mm)	0.25



F(8240-4652)

090

MT SERIES

090(2.3 mm) / STANDARD

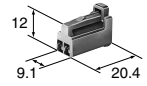
C-03

Housing (UNIT: mm)

Material / 66 Nylon (* indicates P.B.T.)
Color / Natural

2way

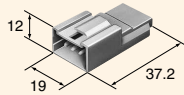
Ref: Terminal part No. C-02



F(6240-5021)

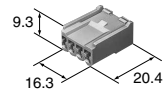
4way

Ref: Terminal part No. C-02



*M(6240-1004)

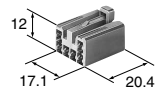
Ref: Terminal part No. C-02



*F(6240-5002)

6way

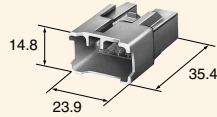
Ref: Terminal part No. C-02



F(6244-5061)

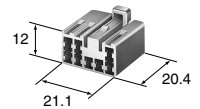
8way

Ref: Terminal part No. C-02



M(6240-1081)

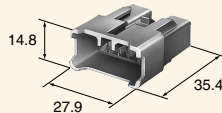
Ref: Terminal part No. C-02



F(6240-5081)

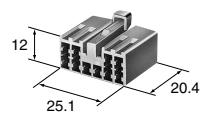
10way

Ref: Terminal part No. C-02



M(6240-1101)

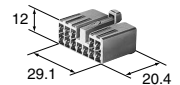
Ref: Terminal part No. C-02



F(6240-5101)

12way

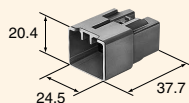
Ref: Terminal part No. C-02



F(6244-5121)

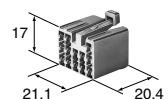
13way

Ref: Terminal part No. C-02



M(6240-1131)

Ref: Terminal part No. C-02



F(6240-5131)

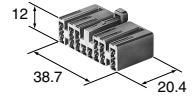
MT SERIES

090(2.3 mm) / STANDARD

C-04

14way

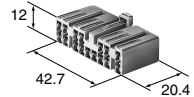
Ref: Terminal part No. C-02



F(6244-5141)

16way

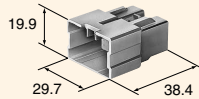
Ref: Terminal part No. C-02



F(6244-5161)

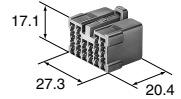
16way

Ref: Terminal part No. C-02



M(6240-1161)

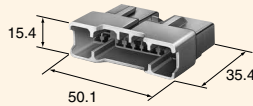
Ref: Terminal part No. C-02



F(6240-5161)

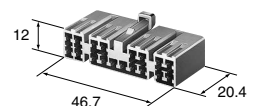
18way

Ref: Terminal part No. C-02



M(6240-1181)

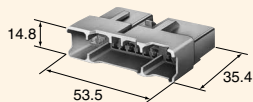
Ref: Terminal part No. C-02



F(6240-5181)

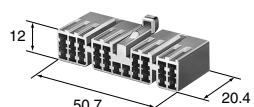
20way

Ref: Terminal part No. C-02



M(6240-1201)

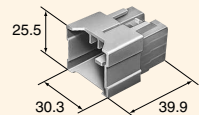
Ref: Terminal part No. C-02



F(6240-5201)

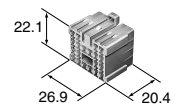
20way

Ref: Terminal part No. C-02



M(6240-1006)


Ref: Terminal part No. C-02



F(6240-5003)

22way

Ref: Terminal part No. C-02

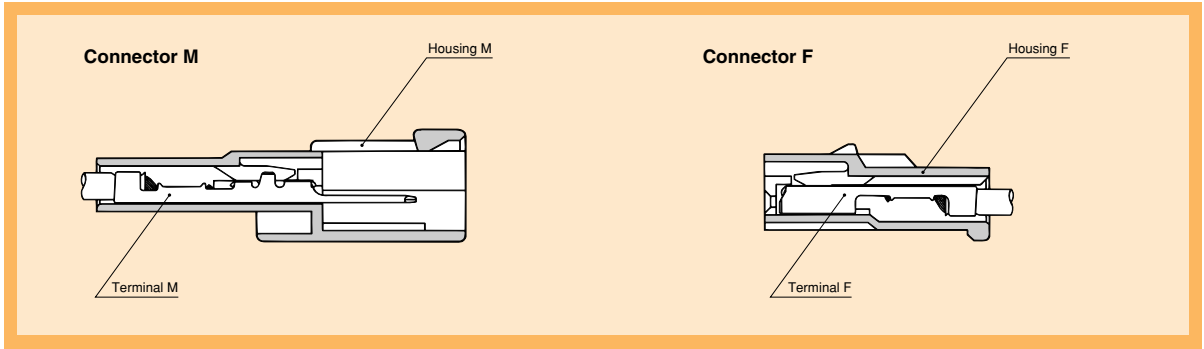


F(6240-5221)

SEMI-LOCKING TYPE

Simplified locking mechanism allows quick disconnection without release operation.

Structure

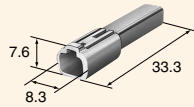


Housing (UNIT: mm)

Material / 66 Nylon

Color / Natural

Ref: Terminal part No. C-02



M(6242-1011)

1way

Ref: Terminal part No. C-02

Note With clamp for 7mm dia.

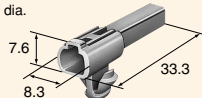


Plate thickness range for clamp : **M(6243-1011)**
t=0.7~1.6

Ref: Terminal part No. C-02

Note With clamp for 7mm dia.

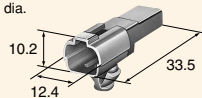


Plate thickness range for clamp : **M(6243-1021)**
t=0.7~1.6

2way

Ref: Terminal part No. C-02

Note With clamp for 7mm dia.

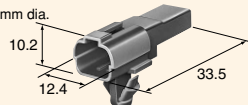


Plate thickness range for clamp : **M(6240-1016)**
t=1.6~3.0

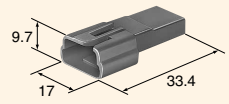
MT SERIES

090(2.3 mm) / STANDARD

C-06

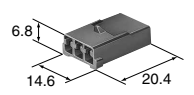
3way

Ref: Terminal part No. C-02



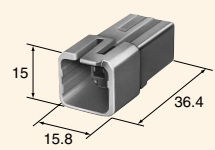
M(6242-1031)

Ref: Terminal part No. C-02



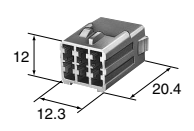
F(6242-5031)

Ref: Terminal part No. C-02



M(6242-1061)

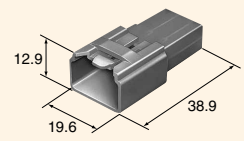
Ref: Terminal part No. C-02



F(6242-5061)

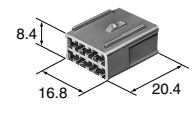
6way

Ref: Terminal part No. C-02



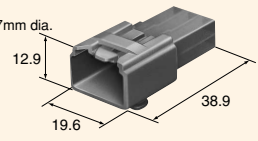
M(6240-1003)

Ref: Terminal part No. C-02



F(6240-5001)

Ref: Terminal part No. C-02
 Note With clamp for 7mm dia.



M(6240-1001)

Plate thickness range for clamp :
 t=0.7~1.6

MT SERIES

090, 250, 305(2.3 mm, 6.6 mm, 7.7 mm)/HYBRID

C-07

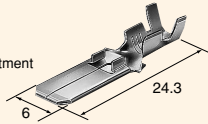
Terminal (UNIT: mm)

● Ref: 090 Terminal List (Page C-02)

● Terminal part number for 250 and 305 type connector: Please inquire details. (Vary depending on wire sizes)

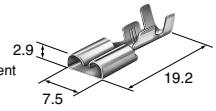
250

Cable size (mm ²)	0.5~2.0
Cable overall diameter (mm)	1.6~3.1
Material	Brass
Surface treatment	Anti-Corrosion treatment
Reel (piece)	4000
Thickness (mm)	0.4



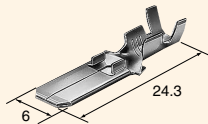
M(8230-4040)

Cable size (mm ²)	0.5~2.0
Cable overall diameter (mm)	1.6~3.1
Material	Brass
Surface treatment	Anti-Corrosion treatment
Reel (piece)	5000
Thickness (mm)	0.32



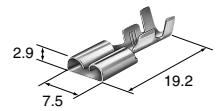
F(8240-4140)

Cable size (mm ²)	0.5~2.0
Cable overall diameter (mm)	1.6~3.1
Material	Brass
Surface treatment	Tin-plated
Reel (piece)	4000
Thickness (mm)	0.4



M(8230-4042)

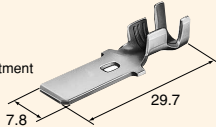
Cable size (mm ²)	0.5~2.0
Cable overall diameter (mm)	1.6~3.1
Material	Brass
Surface treatment	Tin-plated
Reel (piece)	5000
Thickness (mm)	0.32



F(8240-4182)

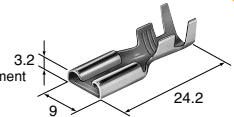
305

Cable size (mm ²)	0.85~2.0
Cable overall diameter (mm)	2.4~3.1
Material	Brass
Surface treatment	Anti-Corrosion treatment
Reel (piece)	—
Thickness (mm)	0.8



M(8232-4220)

Cable size (mm ²)	0.85~2.0
Cable overall diameter (mm)	2.4~3.1
Material	Brass
Surface treatment	Anti-Corrosion treatment
Reel (piece)	2500
Thickness (mm)	0.4



F(8242-4050)

Housing (UNIT: mm)


Material / 66 Nylon

Color / Natural

No. of way: () corresponds to 090, 250, 305, in order from left to right.

9way
(8+1)

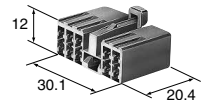
Ref: Terminal part No. [090] C-02
[250] C-07



F(6245-0121)

11way
(10+1)

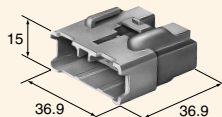
Ref: Terminal part No. [090] C-02
[250] C-07



F(6245-0131)


13way
(12+1)

Ref: Terminal part No. [090] C-02
[250] C-07



M(6241-0121)

Ref: Terminal part No. [090] C-02
[250] C-07



F(6245-0141)

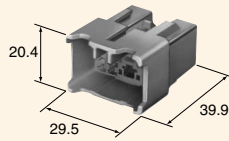
MT SERIES

090, 250, 305(2.3 mm, 6.6 mm, 7.7 mm) / HYBRID

C-08

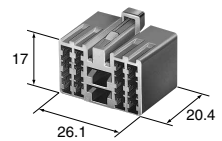
14way
(12+2)

Ref: Terminal part No. [090] C-02
[250] C-07



M(6241-0011)

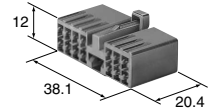
Ref: Terminal part No. [090] C-02
[250] C-07



F(6245-0011)

15way
(14+1)

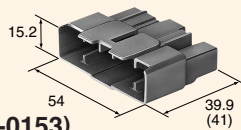
Ref: Terminal part No. [090] C-02
[250] C-07



F(6245-0021)

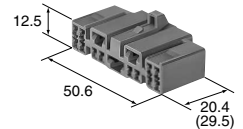
15way
(12+2+1)

Ref: Terminal part No. [090] C-02
[250] C-07
[305] C-07



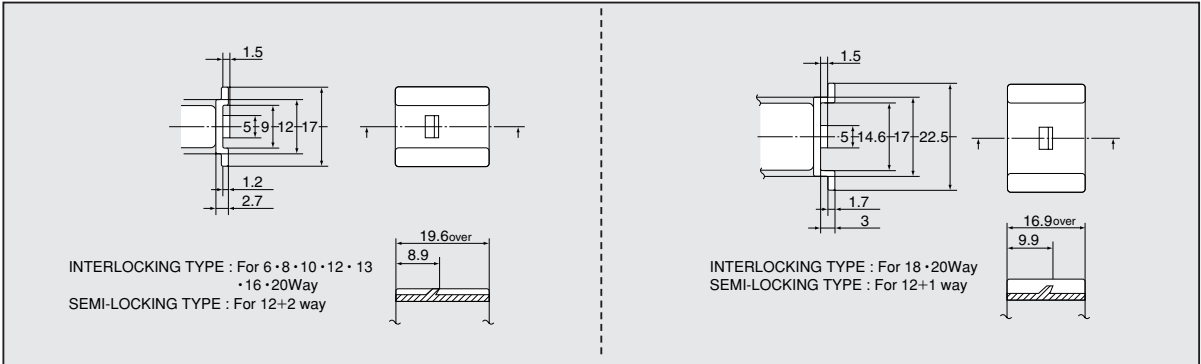
M(6241-0153)

Ref: Terminal part No. [090] C-02
[250] C-07
[305] C-07



F(6245-0173)

▶▶ Shape of Mating Support (UNIT: mm) ◀◀



Note) The dimensions as shown here are reference dimensions and detail dimensions for mounting portion of the mating support are specified in the official drawing. Please contact our sales staff.