

770835-1 ✓ ACTIVE

MATE-N-LOK | Mini-Universal MATE-N-LOK

TE Internal #: 770835-1

Power Contacts, Contact, 600 VAC, 600 VDC, Pre-Tin, 30 – 26 AWG

Wire Size, .05 – .15 mm<sup>2</sup> Wire Size, Wire-to-Wire, Mini-Universal

MATE-N-LOK

[View on TE.com >](#)



Connectors > Power Connectors > Power Contacts



Power Contact Type: **Contact**

Operating Voltage: **600 VDC**

Contact Mating Area Plating Material: **Pre-Tin**

Wire Size: **30 – 26 AWG**

## Features

### Product Type Features

Power Contact Type	Contact
Connector System	Wire-to-Wire
Connector & Contact Terminates To	Wire & Cable

### Electrical Characteristics

Operating Voltage	600 VDC
-------------------	---------

### Contact Features

Contact Mating Area Plating Material	Pre-Tin
Contact Current Rating (Max)	11.2 A
Contact Type	Pin
Contact Retention Within Housing	With
Mating Pin Diameter	1 mm [.039 in]
Contact Base Material	Brass
Wire Contact Termination Area Plating Material	Pre-Tin
Wire Contact Termination Area Plating Material Finish	Bright
Contact Orientation	Straight



### Termination Features

Termination Method to Wire & Cable	Crimp
------------------------------------	-------

### Mechanical Attachment

Connector Mounting Type	Cable Mount (Free-Hanging)
Wire Insulation Support	Without

### Dimensions

Wire Size	.05 – .15 mm <sup>2</sup>
Accepts Wire Insulation Diameter Range	.89 – 1.27 mm [.035 – .05 in]

### Usage Conditions

Operating Temperature Range	-55 – 105 °C [-67 – 221 °F]
-----------------------------	-----------------------------

### Operation/Application

Circuit Application	Power
---------------------	-------

### Industry Standards

CSA Rating	Certified
Glow Wire Rating	Standard Part - Not Glow Wire
VDE Tested	No
Agency/Standard	CSA, UL
CSA File Number	LR 7189
UL Rating	Recognized
UL Flammability Rating	UL 94V-0
UL File Number	E28476

### Packaging Features

Packaging Method	Reel
Packaging Quantity	10000

### Other

Wire/Cable Type	Discrete Wire
Wire Type	Stranded
For Use With	Plug or Cap Housing
Comment	HDM Applicator part number ending in -1 is used on AMPOMATOR CLS Machine with T or G Terminators, -2 is used on AMP-O-LECTRIC Model K Machine, -3 is used on AMP-O-LECTRIC Model G Machine.

## Product Compliance

For compliance documentation, visit the product page on [TE.com](https://www.te.com)>



EU RoHS Directive 2011/65/EU	Compliant
EU ELV Directive 2000/53/EC	Compliant
China RoHS 2 Directive MIIT Order No 32, 2016	No Restricted Materials Above Threshold
EU REACH Regulation (EC) No. 1907/2006	Current ECHA Candidate List: JUNE 2022 (224) Candidate List Declared Against: JAN 2022 (223) SVHC > Threshold: Not Yet Reviewed
Halogen Content	Low Halogen - Br, Cl, F, I < 900 ppm per homogenous material. Also BFR/CFR/PVC Free
Solder Process Capability	Not applicable for solder process capability

### Product Compliance Disclaimer





This information is provided based on reasonable inquiry of our suppliers and represents our current actual knowledge based on the information they provided. This information is subject to change. The part numbers that TE has identified as EU RoHS compliant have a maximum concentration of 0.1% by weight in homogenous materials for lead, hexavalent chromium, mercury, PBB, PBDE, DBP, BBP, DEHP, DIBP, and 0.01% for cadmium, or qualify for an exemption to these limits as defined in the Annexes of Directive 2011/65/EU (RoHS2). Finished electrical and electronic equipment products will be CE marked as required by Directive 2011/65/EU. Components may not be CE marked. Additionally, the part numbers that TE has identified as EU ELV compliant have a maximum concentration of 0.1% by weight in homogenous materials for lead, hexavalent chromium, and mercury, and 0.01% for cadmium, or qualify for an exemption to these limits as defined in the Annexes of Directive 2000/53/EC (ELV). Regarding the REACH Regulation, the information TE provides on SVHC in articles for this part number is based on the latest European Chemicals Agency (ECHA) 'Guidance on requirements for substances in articles' posted at this URL: <https://echa.europa.eu/guidance-documents/guidance-on-reach>

## Compatible Parts

 <p>TE Part # CAT-AM71-C83998EE MINI CPC</p>	 <p>TE Part # 189727-1 EXTRACTION TOOL</p>	 <p>TE Part # 455830-1 INSERTION TOOL</p>	 <p>TE Part # 770586-1 22P MINI UMNL PLUG HSG</p>
---	--	--	--

 <p>TE Part # 770587-1 24P MINI UMNL PLUG HSG</p>	 <p>TE Part # 770582-1 14P MINI UMNL PLUG HSG</p>	 <p>TE Part # 770585-1 20P MINI UMNL PLUG HSG</p>	 <p>TE Part # 172333-1 MINI UNIVERSAL M-N-L HOUSING</p>
 <p>TE Part # 770581-1 12P MINI UMNL PLUG HSG</p>	 <p>TE Part # 770580-1 10P MINI UMNL PLUG HSG</p>	 <p>TE Part # 770584-1 18P MINI UMNL PLUG HSG</p>	 <p>TE Part # 172328-1 MINI UNIVERSAL MATE-N-LOK CAP HOUSING 2P</p>
 <p>TE Part # 794435-1 06P PLUG HSG HINGE CONN</p>	 <p>TE Part # 172330-1 MINI UNIVERSAL MATE-N-LOK CAP HOUSING 4P</p>	 <p>TE Part # 172170-1 12 CIR UNIV M-N-L PLUG</p>	 <p>TE Part # 172337-1 MINI UMNL PLUG HOUSING 3P</p>
 <p>TE Part # 172171-1 15 CIR UNIV M-N-L PLUG</p>	 <p>TE Part # 172162-1 12 CIR UNIV M-N-L CAP</p>	 <p>TE Part # 172338-1 MINI UMNL PLUG HOUSING 4P</p>	 <p>TE Part # 172163-1 15 CIR UNIV M-N-L CAP</p>


Also in the Series | **Mini-Universal MATE-N-LOK**

 <p>Connector Contacts(11)</p>	 <p>Insertion &amp; Extraction Tools(1)</p>	 <p>PCB Headers &amp; Receptacles(1)</p>	 <p>Power Contacts(85)</p>
---	--	---	---





Rectangular Backshells &amp; Clamps(2)



Rectangular Boots &amp; Strain Relief(2)



Rectangular Connector Keying Plugs(2)



Rectangular Connector Locking(2)

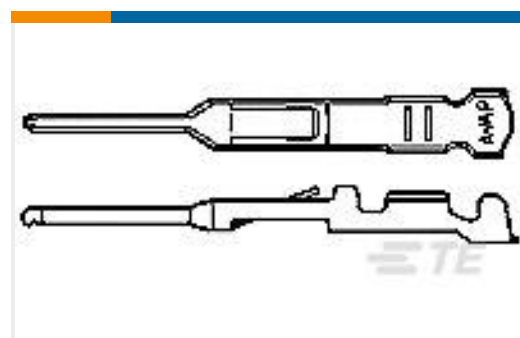



Rectangular Connector Seals(20)



Rectangular Power Connectors(283)

## Customers Also Bought

TE Part #917805-6  
DYNAMIC D-5 TAB CONTACT\*M" SIZETE Part #170377-1  
EIS CONTACTTE Part #2-917808-2  
DYNAMIC D-5200M TAB HSG 4P Y-YTE Part #2-1801696-1  
TAB 2.3X0.64 NS WITH MULTISPRING PLTDTE Part #2294417-2  
INDUSTRIAL MINI I/O HDR TYPE II EMBOSSTE Part #211401-2  
RECEPT,SZ 13-7,CPCTE Part #BGC863N0000051A000  
917 RECEPTACLE, ANGLED, ROTATABLE

## Documents

[CAD Files](#)

[3D PDF](#)

English

Customer View Model

[ENG\\_CVM\\_770835-1\\_H.3d\\_igs.zip](#)

English

Customer View Model

[ENG\\_CVM\\_770835-1\\_H.3d\\_stp.zip](#)



English

**Customer View Model**

[ENG\\_CVM\\_770835-1\\_H.2d\\_dxf.zip](#)

English

**3D PDF**

3D

**Customer View Model**

[ENG\\_CVM\\_CVM\\_770835-1\\_M.2d\\_dxf.zip](#)

English

**Customer View Model**

[ENG\\_CVM\\_CVM\\_770835-1\\_M.3d\\_igs.zip](#)

English

**Customer View Model**

[ENG\\_CVM\\_CVM\\_770835-1\\_M.3d\\_stp.zip](#)

English

By downloading the CAD file I accept and agree to the [Terms and Conditions](#) of use.

---

**Datasheets & Catalog Pages**

[AMP Circular Connectors for Commercial Signal & Power Applications Continued](#)

English

[SOFT\\_SHELL\\_PIN\\_AND\\_SOCKET\\_CONNECTORS\\_CATALOG](#)

English

[1-1773458-0\\_MINI\\_UNIVERSAL\\_MATE\\_N\\_LOK\\_CONNECTOR\\_SYSTEM\\_QRG](#)

English

---

**Product Specifications**

[Application Specification](#)

English

---

**Product Environmental Compliance**

[MD\\_770835-1\\_12122015211\\_dmtec](#)

English

[MD\\_770835-1\\_12122015211\\_dmtec](#)

English

---

**Instruction Sheets**

[Instruction Sheet \(U.S.\)](#)

English

---

**Agency Approvals**

[Agency Approval Document](#)

English