

776087-4  ACTIVE

AMP | AMPSEAL

TE Internal #: 776087-4

PCB Mount Header, Horizontal, Wire-to-Device / Wire-to-Board, 23

Position, .157 in [4 mm] Centerline, Fully Shrouded, Tin (Sn),

AMPSEAL

[View on TE.com >](#)



Connectors > PCB Connectors > PCB Headers & Receptacles > AMPSEAL PCB Horizontal Headers



Connector System: **Wire-to-Board, Wire-to-Device**

Number of Positions: **23**

Centerline (Pitch): **4 mm [ .157 in ]**

Sealable: **Yes**

PCB Mount Orientation: **Horizontal**

[All AMPSEAL PCB Horizontal Headers \(37\)](#)

## Features

### Product Type Features

Hybrid Header	No
Connector & Housing Shape	Rectangular
PCB Connector Assembly Type	PCB Mount Header
Header Type	Fully Shrouded
Connector System	Wire-to-Board, Wire-to-Device
Sealable	Yes
Connector & Contact Terminates To	Printed Circuit Board

### Configuration Features

Number of Sections	1
Number of Signal Positions	23
Number of Positions	23
PCB Mount Orientation	Horizontal
Number of Rows	3

### Electrical Characteristics

Voltage Rating (Max)	250 VAC
Nominal Voltage Architecture	12 V, 24 V, 42 V, 48 V, 240 V



Operating Voltage	250 VAC
-------------------	---------

### Body Features

Primary Product Color	Gray
Connector Code	15, 7

### Contact Features

Contact Size	1.3mm
Contact Type	Pin
Mating Pin Diameter	1.3 mm[.051 in]
Contact Mating Area Plating Material	Tin (Sn)

### Termination Features

Termination Method to Printed Circuit Board	Through Hole - Solder
---	-----------------------

### Mechanical Attachment

Mounting Holes	With
Mating Alignment Type	Keyed
Mating Retention	With
Mating Alignment	With
PCB Mount Alignment	With
Panel Mount Feature	Without
PCB Mount Retention	With
PCB Mount Retention Type	Boardlock
Mating Retention Type	Locking Interface
Connector Mounting Type	Board Mount

### Housing Features

Centerline (Pitch)	4 mm[.157 in]
--------------------	---------------

### Dimensions

Connector Length	60.8 mm[2.394 in]
Connector Width	37.9 mm[1.498 in]
PCB Thickness (Recommended)	1.57 mm[.062 in]
Profile Height from PCB	23.6 mm[.929 in]

### Usage Conditions

Operating Temperature (Max)	65 °C, 70 °C, 75 °C, 80 °C, 85 °C, 90 °C, 100 °C, 105 °C[149 °F][158 °F][167 °F][176 °F][185 °F][194 °F][212 °F][221 °F]
-----------------------------	--



Operating Temperature Range	-40 – 105 °C[-40 – 221 °F]
-----------------------------	----------------------------

### Operation/Application

Shielded	No
Circuit Application	Power & Signal

### Industry Standards

Degree of Protection	IP6K9K
UL Flammability Rating	UL 94V-0

### Packaging Features

Packaging Quantity	1
--------------------	---

## Product Compliance

[For compliance documentation, visit the product page on TE.com>](#)

EU RoHS Directive 2011/65/EU	Compliant
EU ELV Directive 2000/53/EC	Compliant
China RoHS 2 Directive MIIT Order No 32, 2016	No Restricted Materials Above Threshold
EU REACH Regulation (EC) No. 1907/2006	Current ECHA Candidate List: JUNE 2022 (224) Candidate List Declared Against: JUNE 2022 (224) Does not contain REACH SVHC
Halogen Content	Not Low Halogen - contains Br or Cl > 900 ppm.
Solder Process Capability	Wave solder capable to 265°C

#### Product Compliance Disclaimer

This information is provided based on reasonable inquiry of our suppliers and represents our current actual knowledge based on the information they provided. This information is subject to change. The part numbers that TE has identified as EU RoHS compliant have a maximum concentration of 0.1% by weight in homogenous materials for lead, hexavalent chromium, mercury, PBB, PBDE, DBP, BBP, DEHP, DIBP, and 0.01% for cadmium, or qualify for an exemption to these limits as defined in the Annexes of Directive 2011/65/EU (RoHS2). Finished electrical and electronic equipment products will be CE marked as required by Directive 2011/65/EU. Components may not be CE marked. Additionally, the part numbers that TE has identified as EU ELV compliant have a maximum concentration of 0.1% by weight in homogenous materials for lead, hexavalent chromium, and mercury, and 0.01% for cadmium, or qualify for an exemption to these limits as defined in the Annexes of Directive 2000/53/EC (ELV). Regarding the REACH Regulation, the information TE provides on SVHC in articles for this part number is based on the latest European Chemicals Agency (ECHA) 'Guidance on requirements for substances in articles' posted at this URL: <https://echa.europa.eu/guidance-documents/guidance-on-reach>

## Compatible Parts




TE Part # CAT-AM78-CH8172  
AMPSEAL Receptacle Housings

## Also in the Series | AMPSEAL



Automotive Connector Caps & Covers (7)



Automotive Connector Locks & Position Assurance(1)




Automotive Housings(31)



Automotive Seals & Cavity Plugs(1)



Automotive Terminals(8)



PCB Headers & Receptacles(72)

## Customers Also Bought



TE Part #DRC22-40PA  
40P RECP ASM



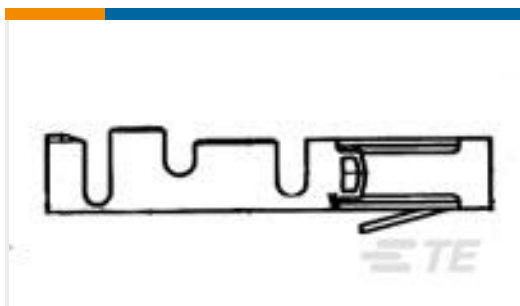
TE Part #520973-2  
ULTRA-POD 187 ASSY REC 20-16  
AWG TPBR



TE Part #280389-2  
2X4P MODU II SHRD HDR,RT ANG,  
0.38AU



TE Part #280379-2  
6P MODU II SHRD HDR, RT ANG, 0.38  
AU



TE Part #181270-1  
AMP-MODU CONTACT



TE Part #2-1419130-4  
TSC-112L3H,000



TE Part #175034-1  
PL 187 REC 20-14 AWG 0.30 X 14.0 SS



TE Part #DT13-08PA  
HDR, 8P, GRY, RA, NI/CU, A



TE Part #281839-4  
HOUSING HE13 HE14 COSI 2X4 P

## Documents

### Product Drawings

[23 POS AMPSEAL HDR SNAP IN W/G](#)

English

### CAD Files

[3D PDF](#)

3D

[Customer View Model](#)

[ENG\\_CVM\\_CVM\\_776087-4\\_N.2d\\_dxf.zip](#)

English

[Customer View Model](#)

[ENG\\_CVM\\_CVM\\_776087-4\\_N.3d\\_igs.zip](#)

English

[Customer View Model](#)

[ENG\\_CVM\\_CVM\\_776087-4\\_N.3d\\_stp.zip](#)

English

By downloading the CAD file I accept and agree to the [Terms and Conditions](#) of use.

### Datasheets & Catalog Pages

[AMPSEAL Connector Catalog](#)

English

[ICT Terminals and Connectors Catalogue](#)

English

[CONNECTOR SELECTOR](#)

English

### Product Specifications

[Application Specification](#)

English

### Product Environmental Compliance

[Product Compliance](#)

English

[Product Compliance](#)

English





[Agency Approvals](#)

[UL Report](#)

English