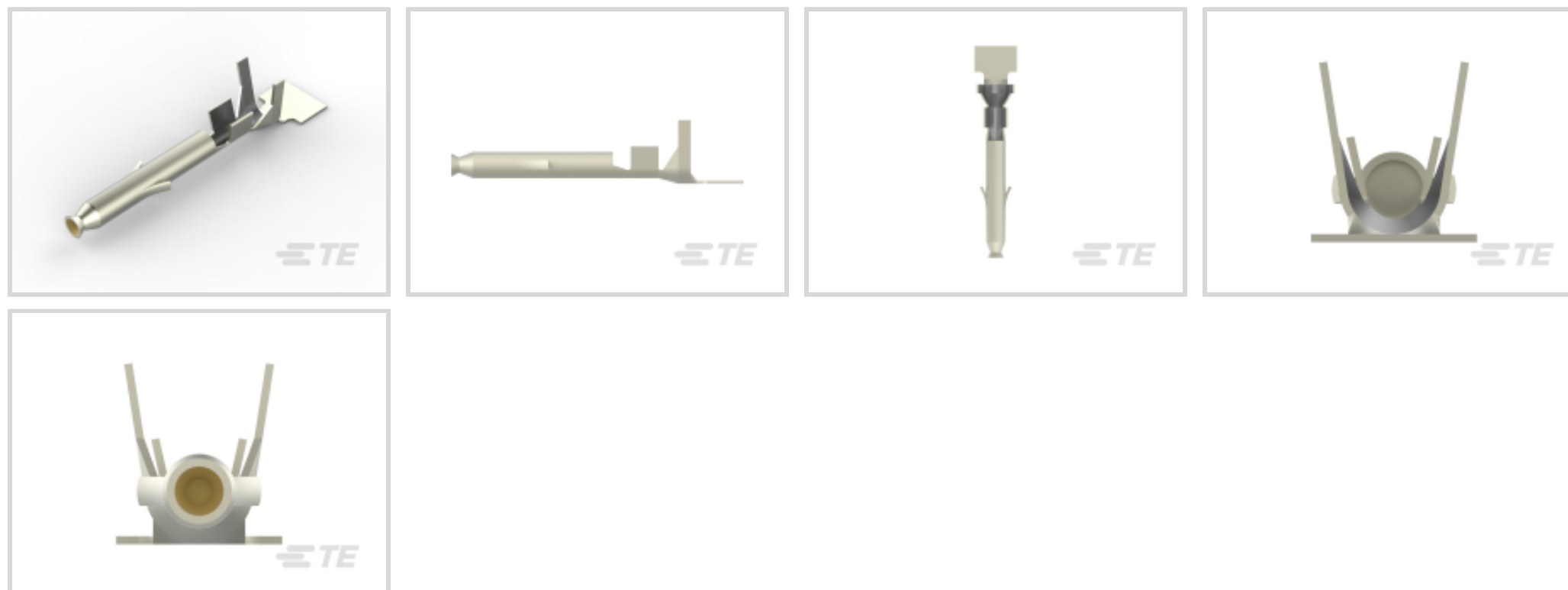




Connectors &gt; Power Connectors &gt; Power Contacts

Power Contact Type: **Contact**Operating Voltage: **600 VDC**Contact Mating Area Plating Material: **Gold**Wire Size: **22 – 18 AWG**

## Features

### Product Type Features

Power Contact Type	Contact
Connector System	Wire-to-Wire
Connector & Contact Terminates To	Wire & Cable

### Electrical Characteristics

Operating Voltage	600 VDC
-------------------	---------

### Contact Features

Contact Mating Area Plating Material	Gold
Contact Current Rating (Max)	11.2 A
Contact Type	Socket
Contact Retention Within Housing	With
Mating Pin Diameter	1 mm [.039 in]
Contact Base Material	Brass
Contact Mating Area Plating Material Thickness	.76 μm [30 μin]
Wire Contact Termination Area Plating Thickness	2.54 μm [100 μin]
Wire Contact Termination Area Plating Material	Tin-Lead



Wire Contact Termination Area Plating Material Finish	Bright
Contact Orientation	Straight
Contact Underplating Material	Nickel
Contact Underplating Material Thickness	1.27 µm[50 µin]

#### Termination Features

Termination Method to Wire & Cable	Crimp
------------------------------------	-------

#### Mechanical Attachment

Connector Mounting Type	Cable Mount (Free-Hanging)
Wire Insulation Support	Without

#### Dimensions

Wire Size	.3 – .9 mm <sup>2</sup>
Accepts Wire Insulation Diameter Range	1.5 – 2.39 mm[.059 – .094 in]

#### Usage Conditions

Operating Temperature Range	-55 – 105 °C[-67 – 221 °F]
-----------------------------	----------------------------

#### Operation/Application

Circuit Application	Power
---------------------	-------

#### Industry Standards

CSA Rating	Certified
Glow Wire Rating	Standard Part - Not Glow Wire
VDE Tested	No
Agency/Standard	CSA, UL
CSA File Number	LR 7189
UL Rating	Recognized
UL File Number	E28476

#### Packaging Features

Packaging Method	Reel
Packaging Quantity	4500

#### Other

Wire/Cable Type	Discrete Wire
Wire Type	Stranded
For Use With	Plug Housing



## Comment

HDM Applicator part number ending in -1 is used on AMPOMATOR CLS Machine with T or G Terminators, -2 is used on AMP-O-LECTRIC Model K Machine, -3 is used on AMP-O-LECTRIC Model G Machine.

## Product Compliance

[For compliance documentation, visit the product page on TE.com>](#)

EU RoHS Directive 2011/65/EU	Not Compliant
EU ELV Directive 2000/53/EC	Not Compliant
China RoHS 2 Directive MIIT Order No 32, 2016	Restricted Materials Above Threshold
EU REACH Regulation (EC) No. 1907/2006	Current ECHA Candidate List: JUNE 2022 (224) Candidate List Declared Against: JAN 2022 (223) SVHC > Threshold: Pb (13% in Component Part) <b>Article Safe Usage Statements:</b> Do not eat, drink or smoke when using this product. Wash thoroughly after handling. Recycle if possible and dispose of the article by following all applicable governmental regulations relevant to your geographic location.
Halogen Content	Low Halogen - Br, Cl, F, I < 900 ppm per homogenous material. Also BFR/CFR/PVC Free
Solder Process Capability	Not applicable for solder process capability

### Product Compliance Disclaimer

This information is provided based on reasonable inquiry of our suppliers and represents our current actual knowledge based on the information they provided. This information is subject to change. The part numbers that TE has identified as EU RoHS compliant have a maximum concentration of 0.1% by weight in homogenous materials for lead, hexavalent chromium, mercury, PBB, PBDE, DBP, BBP, DEHP, DIBP, and 0.01% for cadmium, or qualify for an exemption to these limits as defined in the Annexes of Directive 2011/65/EU (RoHS2). Finished electrical and electronic equipment products will be CE marked as required by Directive 2011/65/EU. Components may not be CE marked. Additionally, the part numbers that TE has identified as EU ELV compliant have a maximum concentration of 0.1% by weight in homogenous materials for lead, hexavalent chromium, and mercury, and 0.01% for cadmium, or qualify for an exemption to these limits as defined in the Annexes of Directive 2000/53/EC (ELV). Regarding the REACH Regulation, the information TE provides on SVHC in articles for this part number is based on the latest European Chemicals Agency (ECHA) 'Guidance on requirements for substances in articles' posted at this URL: <https://echa.europa.eu/guidance-documents/guidance-on-reach>

## Compatible Parts




Also in the Series | **Mini-Universal MATE-N-LOK**




Connector Contacts(11)



Insertion & Extraction Tools(1)




PCB Headers & Receptacles(1)



Power Contacts(85)



Rectangular Backshells & Clamps(2)




Rectangular Boots & Strain Relief(2)



Rectangular Connector Keying Plugs(2)



Rectangular Connector Locking(2)




Rectangular Connector Seals(20)



Rectangular Power Connectors(283)

## Customers Also Bought



TE Part #553512-1  
12 MODII HORZ DR CE



TE Part #794194-1  
09P MINI UMNL2 PLUG HSG UL94V0



TE Part #770903-3  
MINI UMNL PIN 22-18 AWG AU



TE Part #1-1879351-6  
RR01 5% 12K AMMO



TE Part #647000-6  
06P MTA100 PSTD CONN ASSY SN



TE Part #YDTS20F17-35PAV001  
D38999: Square Flange, 17-35 insert



TE Part #1-770901-0  
MINI UMNL PIN 26-22 AWG AU LF



TE Part #555081-000  
ES1000-NO.1-C1-X-COIL

## Documents



## Product Drawings

### MINI UMNL SOK 22-18 AWG AU

English

---

## CAD Files

### Customer View Model

[ENG\\_CVM\\_CVM\\_770904-3\\_W.2d\\_dxf.zip](#)

English

### 3D PDF

3D

### Customer View Model

[ENG\\_CVM\\_CVM\\_770904-3\\_W.3d\\_igs.zip](#)

English

### Customer View Model

[ENG\\_CVM\\_CVM\\_770904-3\\_W.3d\\_stp.zip](#)

English

By downloading the CAD file I accept and agree to the [Terms and Conditions](#) of use.

---

## Datasheets & Catalog Pages

### SOFT\_SHELL\_PIN\_AND\_SOCKET\_CONNECTORS\_CATALOG

English

---

## Product Specifications

### Application Specification

English

---

## Product Environmental Compliance

[MD\\_770904-3\\_0707201403\\_dmtec](#)

English

[MD\\_770904-3\\_0707201403\\_dmtec](#)

English

---

## Instruction Sheets

### Instruction Sheet (U.S.)

English