

Insulated Terminals Molded Diallyl



Terminals

Please Refer to Figure 786

Part No.	"T" Thread	W	X	Y	Z	DWV
786	4-40	.250	.218	.375	.656	6000
786A	6-32	.250	.188	.375	.656	6000
786B	6-32	.250	.250	.375	.656	6000
786C	6-32	.250	.312	.375	.656	6000
786D	6-32	.250	.375	.375	.656	6000
786E	4-40	.250	.188	.375	.656	6000
786F	4-40	.250	.250	.375	.656	6000

Please Refer to Figure 787

Part No.	"T" Thread	W	X	Y	Z	DWV
787	4-40 x .15 deep	.250	N/A	.375	.66	6000

Please Refer to Figure 850

Part No.	"T" Thread	W	X	Y	Z	DWV
850	4-40	.250	.218	.375	N/A	6000
851	6-32 x .15 deep	.250	.218	.531	N/A	6000

Please Refer to Figure 852

Part No.	"T" Thread	W	X	Y	Z	DWV
852	4-40	.250	.218	.375	N/A	6000

Please Refer to Figure 863

Part No.	"T" Thread	W	X	Y	Z	DWV
863	4-40 x .21 deep	.250	N/A	.531	.78	8000
863A	6-32 x .21 deep	.250	N/A	.531	.78	8000

Please Refer to Figure 853

Part No.	"T" Thread	W	X	Y	Z	DWV
853	4-40 x .15 deep	.250	N/A	.531	N/A	8000
853A	6-32 x .15 deep	.250	N/A	.531	N/A	8000
860	6-32 x .15 deep	.250	N/A	.531	N/A	8000
860A	4-40 x .15 deep	.250	N/A	.531	N/A	8000
861	6-32 x .15 deep	.250	N/A	.593	N/A	8400
861A	4-40 x .15 deep	.250	N/A	.593	N/A	8400

Miscellaneous Threads

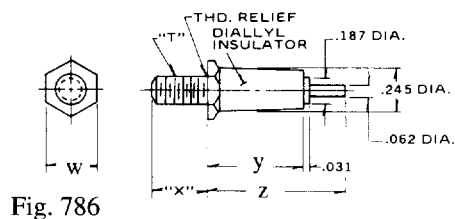


Fig. 786

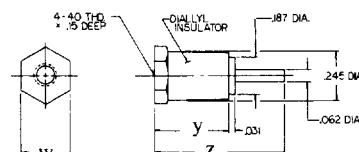


Fig. 787

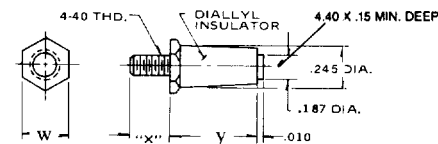


Fig. 850

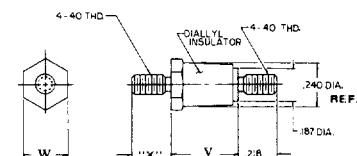


Fig. 852

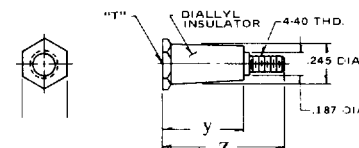


Fig. 863

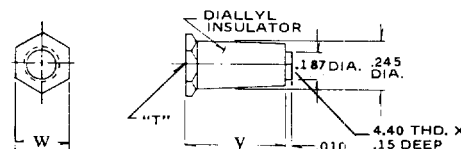


Fig. 853

Standard Plating Suffix to Part Number

See Page 93 for all plating options.

Terminal

-55 (Sn over Cu)
Reflowed

or

Base

-12 (Ni over Cu)

TOLERANCE: .xxx ±.010, .xx ±.016 (ALL DIMS. BEFORE PLATING)