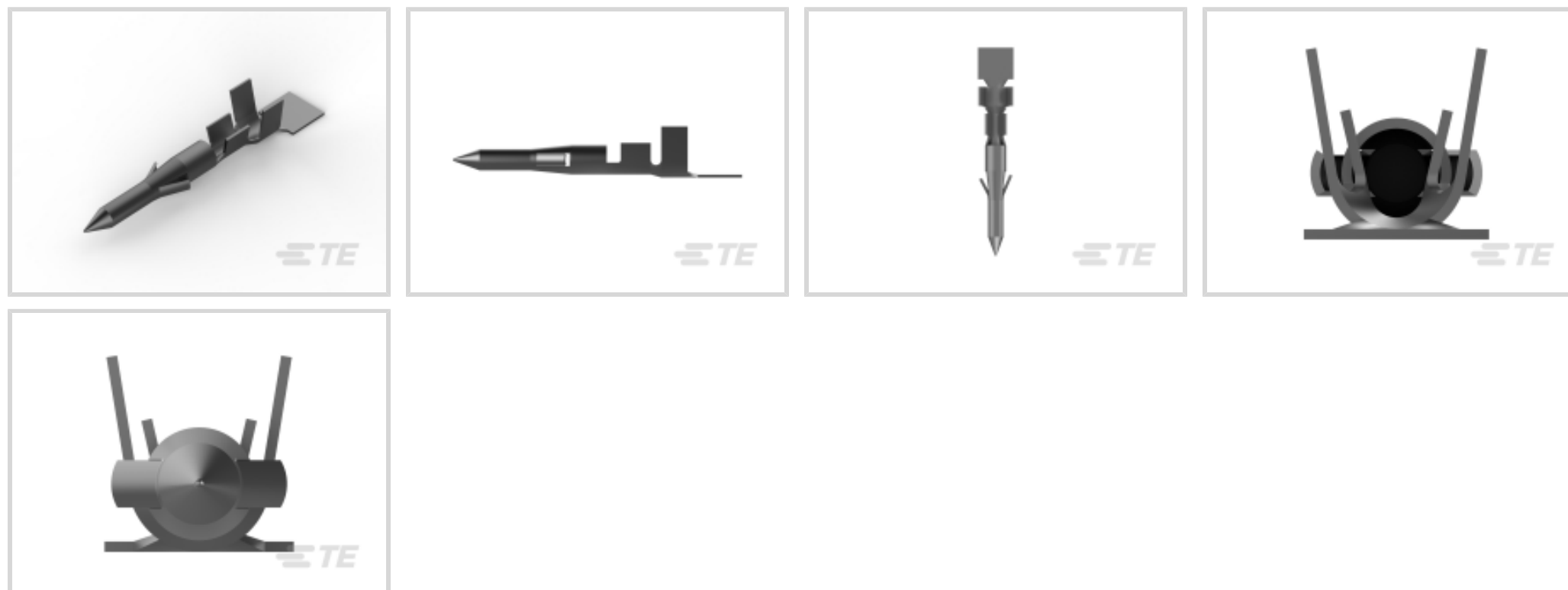




Connectors &gt; Power Connectors &gt; Power Contacts

Power Contact Type: **Contact**Operating Voltage: **250 VAC**Contact Mating Area Plating Material: **Pre-Tin**Wire Size: **.2 – .82 mm<sup>2</sup>**

## Features

### Product Type Features

Power Contact Type	Contact
Connector System	Wire-to-Wire
Connector & Contact Terminates To	Wire & Cable

### Electrical Characteristics

Operating Voltage	250 VAC
-------------------	---------

### Contact Features

Contact Fabrication	Stamped & Formed
Contact Mating Area Plating Material	Pre-Tin
Contact Current Rating (Max)	9 A
Contact Type	Pin
Contact Retention Within Housing	With
Mating Pin Diameter	1.57 mm [.062 in]
Contact Base Material	Brass
Wire Contact Termination Area Plating Thickness	.4 – 3.5 μm [15.75 – 137.8 μin]
Wire Contact Termination Area Plating Material	Pre-Tin



Wire Contact Termination Area Plating Material Finish	Bright
---	--------

Contact Orientation	Straight
---------------------	----------

### Termination Features

Termination Method to Wire & Cable	Crimp
------------------------------------	-------

### Mechanical Attachment

Connector Mounting Type	Cable Mount (Free-Hanging)
-------------------------	----------------------------

Wire Insulation Support	Without
-------------------------	---------

### Dimensions

Wire Size	.2 – .82 mm <sup>2</sup>
-----------	--------------------------

Accepts Wire Insulation Diameter Range	1.27 – 2.79 mm [.05 – .11 in]
--	-------------------------------

### Usage Conditions

Operating Temperature Range	-55 – 105 °C [-67 – 221 °F]
-----------------------------	-----------------------------

### Operation/Application

Circuit Application	Power
---------------------	-------

### Industry Standards

Glow Wire Rating	Standard Part - Not Glow Wire
------------------	-------------------------------

VDE Tested	No
------------	----

Agency/Standard	CSA, UL
-----------------	---------

CSA File Number	LR 7189
-----------------	---------

UL Rating	Recognized
-----------	------------

UL File Number	E28476
----------------	--------

### Packaging Features

Packaging Method	Reel
------------------	------

Packaging Quantity	6000
--------------------	------

### Other

Wire/Cable Type	Discrete Wire
-----------------	---------------

### Product Compliance

[For compliance documentation, visit the product page on TE.com>](#)

EU RoHS Directive 2011/65/EU	Compliant
------------------------------	-----------

EU ELV Directive 2000/53/EC	Compliant
-----------------------------	-----------



China RoHS 2 Directive MIIT Order No 32, 2016

No Restricted Materials Above Threshold

EU REACH Regulation (EC) No. 1907/2006

Current ECHA Candidate List: JUNE 2022 (224)

Candidate List Declared Against: JAN 2022 (223)

SVHC > Threshold:

Not Yet Reviewed

Halogen Content

Low Halogen - Br, Cl, F, I < 900 ppm per homogenous material. Also BFR/CFR/PVC Free

Solder Process Capability

Not applicable for solder process capability

Product Compliance Disclaimer

This information is provided based on reasonable inquiry of our suppliers and represents our current actual knowledge based on the information they provided. This information is subject to change. The part numbers that TE has identified as EU RoHS compliant have a maximum concentration of 0.1% by weight in homogenous materials for lead, hexavalent chromium, mercury, PBB, PBDE, DBP, BBP, DEHP, DIBP, and 0.01% for cadmium, or qualify for an exemption to these limits as defined in the Annexes of Directive 2011/65/EU (RoHS2). Finished electrical and electronic equipment products will be CE marked as required by Directive 2011/65/EU. Components may not be CE marked. Additionally, the part numbers that TE has identified as EU ELV compliant have a maximum concentration of 0.1% by weight in homogenous materials for lead, hexavalent chromium, and mercury, and 0.01% for cadmium, or qualify for an exemption to these limits as defined in the Annexes of Directive 2000/53/EC (ELV). Regarding the REACH Regulation, the information TE provides on SVHC in articles for this part number is based on the latest European Chemicals Agency (ECHA) 'Guidance on requirements for substances in articles' posted at this URL: <https://echa.europa.eu/guidance-documents/guidance-on-reach>

## Compatible Parts

TE Part # 770278-1  
01P .062 COMM P&S PLUG

TE Part # 770334-1  
04P .062 COMM P&S PLUG

TE Part # 770277-1  
01P .062 COMM P&S RECPT

TE Part # 770335-1  
04P .062 COMM P&S RECPT

TE Part # 770333-1  
03P .062 COMM P&S RECPT


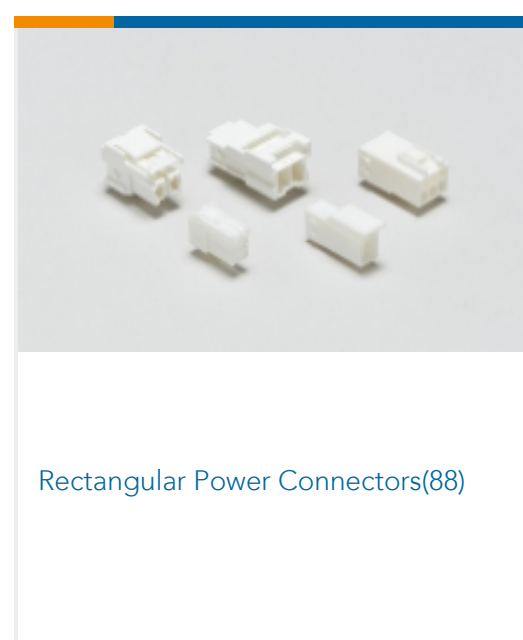

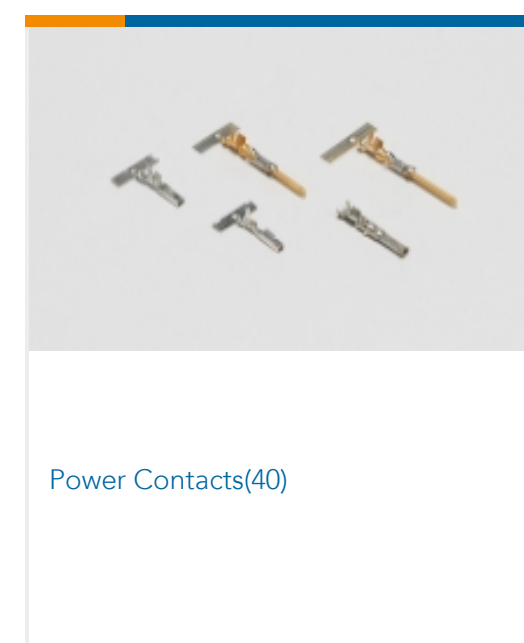
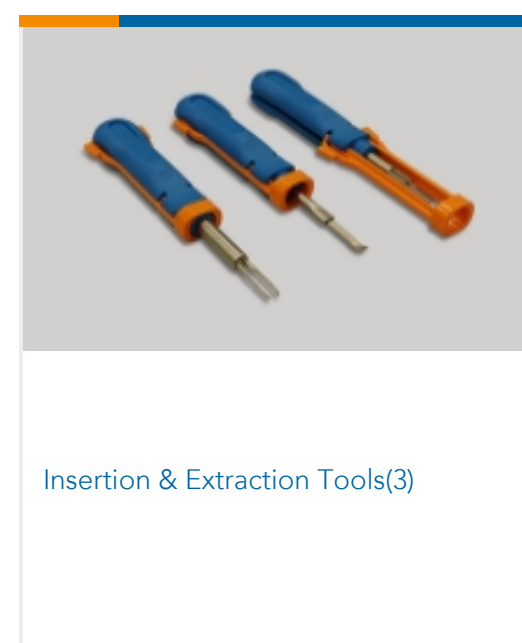

TE Part # 770340-1  
02P .062 COMM P&S PLUG

TE Part # 770343-1  
02P .062 COMM P&S RECPT


TE Part # 770331-1  
03P .062 COMM P&S PLUG



## Also in the Series | Commercial Pin and Socket Connectors



## Customers Also Bought



## Documents

### Product Drawings

[.062 COMM P&S PIN 18-24 PTPBR](#)

English

### CAD Files

Customer View Model

[ENG\\_CVM\\_770983-1\\_B.3d\\_igs.zip](#)

English

Customer View Model

[ENG\\_CVM\\_770983-1\\_B.3d\\_stp.zip](#)

English

Customer View Model

[ENG\\_CVM\\_770983-1\\_B.2d\\_dxf.zip](#)

English

**3D PDF**

English

**3D PDF**

3D

Customer View Model

[ENG\\_CVM\\_CVM\\_770983-1\\_D.2d\\_dxf.zip](#)

English

Customer View Model

[ENG\\_CVM\\_CVM\\_770983-1\\_D.3d\\_igs.zip](#)

English

Customer View Model

[ENG\\_CVM\\_CVM\\_770983-1\\_D.3d\\_stp.zip](#)

English



By downloading the CAD file I accept and agree to the [Terms and Conditions](#) of use.

---

### Datasheets & Catalog Pages

[SOFT\\_SHELL\\_PIN\\_AND\\_SOCKET\\_CONNECTORS\\_CATALOG](#)

English

---

### Product Specifications

[Application Specification](#)

English

---

### Product Environmental Compliance

[TE Material Declaration](#)

English