

8-188275-4 ✓ ACTIVE

Micro-MaTch | Micro-MaTch Industrial

TE Internal #: 8-188275-4

Ribbon Cable Connectors, Board-to-Board, 14 Position, .05 in [1.27 mm] Centerline, Vertical, Surface Mount, 2 Row, Receptacle, Micro-MaTch Industrial

[View on TE.com >](#)



[Connectors >](#) [PCB Connectors >](#) [Wire-to-Board Connectors >](#) [FFC, FPC & Ribbon Connectors >](#) [Ribbon Cable Connectors >](#)

FEMALE-ON-BOARD CONNECTOR TOP ENTRY



Connector System: **Board-to-Board**

Number of Positions: **14**

Centerline (Pitch): **1.27 mm [ .05 in ]**

PCB Mount Retention: **Without**

PCB Mount Orientation: **Vertical**

[All FEMALE-ON-BOARD CONNECTOR TOP ENTRY \(67\)](#)

## Features

### Product Type Features

|                                    |                       |
|------------------------------------|-----------------------|
| Connector Type                     | Connector Assembly    |
| Ribbon Cable Connector Type        | Female-on-Board       |
| Ribbon Cable Connector Header Type | Shrouded              |
| Connector Product Type             | Connector Assembly    |
| Connector System                   | Board-to-Board        |
| Connector & Housing Type           | Receptacle            |
| Connector & Contact Terminates To  | Printed Circuit Board |

### Configuration Features

|                       |          |
|-----------------------|----------|
| Number of Positions   | 14       |
| PCB Mount Orientation | Vertical |
| Number of Rows        | 2        |

### Electrical Characteristics

|                       |                 |
|-----------------------|-----------------|
| Insulation Resistance | 1000 M $\Omega$ |
| Operating Voltage     | 100 VAC         |

### Body Features

|             |         |
|-------------|---------|
| Daisy Chain | Without |
|-------------|---------|



Connector Profile Standard

### Contact Features

|   |   |
|---|---|
| PCB Contact Termination Area Plating Material Thickness | 3 – 5 $\mu\text{m}$ [118.11 – 196.85 $\mu\text{in}$ ] |
| Contact Type  | Socket  |
| Contact Mating Area Plating Material Thickness          | 3 – 5 $\mu\text{m}$ [118.11 – 196.85 $\mu\text{in}$ ] |
| Contact Mating Area Plating Material                    | Tin   |
| PCB Contact Termination Area Plating Material Finish    | Matte   |
| Contact Shape & Form                                    | Dual Beam   |
| Contact Underplating Material                           | Nickel  |
| PCB Contact Termination Area Plating Material           | Tin   |
| Contact Base Material                                   | Phosphor Bronze                                       |
| Contact Current Rating (Max)                            | 1.5 A   |

### Termination Features

|   |                 |
|---|-----------------|
| Rectangular Termination Post & Tail Thickness | .25 mm[.01 in]  |
| Rectangular Termination Post & Tail Width     | .75 mm[.029 in] |
| Termination Method to Printed Circuit Board   | Surface Mount   |

### Mechanical Attachment

|                                       |                  |
|---------------------------------------|------------------|
| Mating Alignment                      | With             |
| Contact Retention Type Within Housing | Press-Fit        |
| PCB Mount Alignment                   | Without          |
| PCB Mount Retention                   | Without          |
| Mating Alignment Type                 | Polarization     |
| Mating Retention                      | With             |
| Mating Retention Type                 | Contact Friction |
| Connector Mounting Type               | Board Mount      |

### Housing Features

|                       |                 |
|-----------------------|-----------------|
| Mating Entry Location | Top             |
| Housing Material      | PA 4.6          |
| Housing Color         | Red             |
| Centerline (Pitch)    | 1.27 mm[.05 in] |

### Dimensions

|                  |                  |
|------------------|------------------|
| Connector Length | 19.8 mm[.779 in] |
|------------------|------------------|



|                  |                |
|------------------|----------------|
| Connector Height | 5.3 mm[.21 in] |
|------------------|----------------|

|                    |               |
|--------------------|---------------|
| Row-to-Row Spacing | 2 mm[.059 in] |
|--------------------|---------------|

### Usage Conditions

|                             |                            |
|-----------------------------|----------------------------|
| Operating Temperature Range | -40 – 105 °C[-40 – 221 °F] |
|-----------------------------|----------------------------|

### Operation/Application

|                        |                |
|------------------------|----------------|
| Solder Process Feature | Board Standoff |
|------------------------|----------------|

|                          |             |
|--------------------------|-------------|
| Assembly Process Feature | Vacuum Tape |
|--------------------------|-------------|

|                     |        |
|---------------------|--------|
| Circuit Application | Signal |
|---------------------|--------|

### Industry Standards

|           |            |
|-----------|------------|
| UL Rating | Recognized |
|-----------|------------|

|                 |    |
|-----------------|----|
| Agency/Standard | UL |
|-----------------|----|

|                |        |
|----------------|--------|
| UL File Number | E28476 |
|----------------|--------|

|                        |          |
|------------------------|----------|
| UL Flammability Rating | UL 94V-0 |
|------------------------|----------|

### Packaging Features

|                    |     |
|--------------------|-----|
| Packaging Quantity | 900 |
|--------------------|-----|

|                  |      |
|------------------|------|
| Packaging Method | Reel |
|------------------|------|

### Other

|         |   |
|---------|---|
| Comment | For Use With Male-In-Wire/Male-On-Board |
|---------|---|

## Product Compliance

[For compliance documentation, visit the product page on TE.com>](#)

|                              |           |
|------------------------------|-----------|
| EU RoHS Directive 2011/65/EU | Compliant |
|------------------------------|-----------|

|                             |           |
|-----------------------------|-----------|
| EU ELV Directive 2000/53/EC | Compliant |
|-----------------------------|-----------|

|   |   |
|---|---|
| China RoHS 2 Directive MIIT Order No 32, 2016 | No Restricted Materials Above Threshold |
|---|---|

|  |  |
|--|--|
| EU REACH Regulation (EC) No. 1907/2006 | Current ECHA Candidate List: JUNE 2022 (224)<br>Candidate List Declared Against: JAN 2022 (223)<br>SVHC > Threshold:<br>Not Yet Reviewed |
|--|--|

|                 |  |
|-----------------|--|
| Halogen Content | Not Low Halogen - contains Br or Cl > 900 ppm. |
|-----------------|--|

|                           |                                |
|---------------------------|--------------------------------|
| Solder Process Capability | Reflow solder capable to 260°C |
|---------------------------|--------------------------------|

Product Compliance Disclaimer



This information is provided based on reasonable inquiry of our suppliers and represents our current actual knowledge based on the information they provided. This information is subject to change. The part numbers that TE has identified as EU RoHS compliant have a maximum concentration of 0.1% by weight in homogenous materials for lead, hexavalent chromium, mercury, PBB, PBDE, DBP, BBP, DEHP, DIBP, and 0.01% for cadmium, or qualify for an exemption to these limits as defined in the Annexes of Directive 2011/65/EU (RoHS2). Finished electrical and electronic equipment products will be CE marked as required by Directive 2011/65/EU. Components may not be CE marked. Additionally, the part numbers that TE has identified as EU ELV compliant have a maximum concentration of 0.1% by weight in homogenous materials for lead, hexavalent chromium, and mercury, and 0.01% for cadmium, or qualify for an exemption to these limits as defined in the Annexes of Directive 2000/53/EC (ELV). Regarding the REACH Regulation, the information TE provides on SVHC in articles for this part number is based on the latest European Chemicals Agency (ECHA) 'Guidance on requirements for substances in articles' posted at this URL: <https://echa.europa.eu/guidance-documents/guidance-on-reach>

## Compatible Parts



TE Part # CAT-M5833-C1121  
MICRO-MATCH STD MOW TO MOW  
CABLE ASSY



TE Part # CAT-M5833-M2934A  
MALE-ON-WIRE CONNECTOR



TE Part # CAT-M5833-C1121A  
MICRO-MATCH STD PB TO MOW  
CABLE ASSY



TE Part # CAT-M5833-M2934  
MALE-ON-BOARD CONNECTOR




TE Part # 1-338095-4  
MICRO-MATCH COSI HSG

## Also in the Series | Micro-MaTch Industrial




Board-In Connectors(20)



Insertion & Extraction Tools(1)



PCB Headers & Receptacles(1)



Pluggable I/O Cable Assemblies(52)


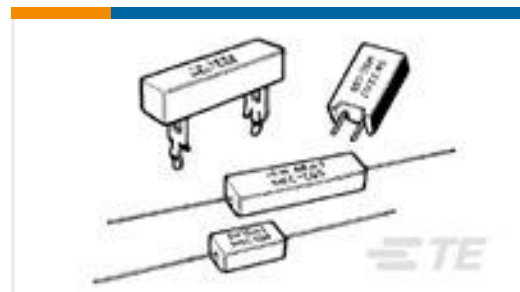


Ribbon Cable Connectors(184)



Wire-to-Board Connector Contacts(4)

## Customers Also Bought

TE Part #292133-8  
CT P/HDR ASSY BOX V 8P W/O KINTE Part #1-1623793-7  
SQP5 270R 5% MTL FLMTE Part #3-2176089-7  
RP 1J 0.166W 26K7 0.1% 25PPM 1K RLTE Part #6-1625865-4  
RP 2A 7R50 0.1% 15PPM CUT LENGTHTE Part #3-2176367-2  
RQ 0603 9K76 0.1% 10PPM 1K RLTE Part #2205479-1  
CA MICRO-MATCH MOW-MOW  
12POSTE Part #2205496-1  
Flat Cable MA-MA MICRO MATCH 14  
waysTE Part #2205511-1  
CA MICRO-MATCH MOW MOW 16  
POS

## Documents

### Product Drawings

#### MICRO-MATCH SMD FTE

English

### CAD Files

#### Customer View Model

[ENG\\_CVM\\_CVM\\_8-188275-4\\_U.2d\\_dxf.zip](#)

English

#### 3D PDF

3D

#### Customer View Model

[ENG\\_CVM\\_CVM\\_8-188275-4\\_U.3d\\_igs.zip](#)

English

#### Customer View Model

[ENG\\_CVM\\_CVM\\_8-188275-4\\_U.3d\\_stp.zip](#)

English

By downloading the CAD file I accept and agree to the [Terms and Conditions](#) of use.



---

### Datasheets & Catalog Pages

#### [Micro-MaTch Catalog](#)

English

#### [Ribbon Cable Interconnect Solutions](#)

English

#### [Centerline Micro-Match Connector Series](#)

English

---

### Product Specifications

#### [Application Specification](#)

English

---

### Product Environmental Compliance

#### [MD\\_8-188275-4\\_04162015155\\_dmtec](#)

English

#### [MD\\_8-188275-4\\_04162015155\\_dmtec](#)

English